



US0D1039351S

(12) **United States Design Patent**  
**Imsand**

(10) **Patent No.:** **US D1,039,351 S**

(45) **Date of Patent:** **\*\* Aug. 20, 2024**

- (54) **RATCHET WRENCH**
- (71) Applicant: **Apex Brands, Inc.**, Apex, NC (US)
- (72) Inventor: **Nicholas Imsand**, Huntersville, NC (US)
- (73) Assignee: **Apex Brands, Inc.**, Apex, NC (US)
- (\*\*) Term: **15 Years**
- (21) Appl. No.: **29/787,171**
- (22) Filed: **Jun. 4, 2021**
- (51) **LOC (14) Cl.** ..... **08-05**
- (52) **U.S. Cl.**  
USPC ..... **D8/25**
- (58) **Field of Classification Search**  
USPC ..... D8/25, 28, 24, 21  
CPC ..... B25G 1/063; B25G 3/38; B25B 13/461;  
B25B 13/481; B25B 23/0028  
See application file for complete search history.

(56) **References Cited**

**U.S. PATENT DOCUMENTS**

- 2,886,998 A \* 5/1959 Scott ..... B25B 13/481  
403/92
- 3,779,107 A \* 12/1973 Avery ..... B25G 1/063  
81/177.8
- 4,901,608 A \* 2/1990 Shieh ..... B25G 1/063  
81/177.8
- 5,199,335 A \* 4/1993 Arnold ..... B25G 1/063  
81/177.8
- 5,280,740 A \* 1/1994 Ernst ..... B25B 13/461  
81/177.7
- 5,331,869 A \* 7/1994 Webb ..... B25F 1/02  
16/427
- 6,295,898 B1 \* 10/2001 Hsieh ..... B25G 1/063  
81/177.8
- 6,336,383 B1 \* 1/2002 Hung ..... B25G 1/063  
81/177.2

- 6,745,650 B1 \* 6/2004 Chang ..... B25G 1/063  
81/177.8
- 6,848,344 B2 \* 2/2005 Rocco ..... B25G 1/063  
81/177.8
- 6,877,404 B2 \* 4/2005 Chen ..... B25G 1/063  
81/177.9
- D506,372 S \* 6/2005 Hsien ..... D8/27
- D506,373 S \* 6/2005 Hsien ..... D8/27
- D507,464 S \* 7/2005 Hu ..... D8/27
- 6,957,600 B2 \* 10/2005 Hu ..... B25B 13/04  
81/177.8
- D525,495 S \* 7/2006 Hsieh ..... D8/28
- 7,165,480 B2 \* 1/2007 Lin ..... B25G 1/063  
81/177.9

(Continued)

**FOREIGN PATENT DOCUMENTS**

JP D1614696 \* 10/2018

*Primary Examiner* — Rachel A. Voorhies

*Assistant Examiner* — Benjamin D. Wannemacher

(74) *Attorney, Agent, or Firm* — Burr & Forman LLP

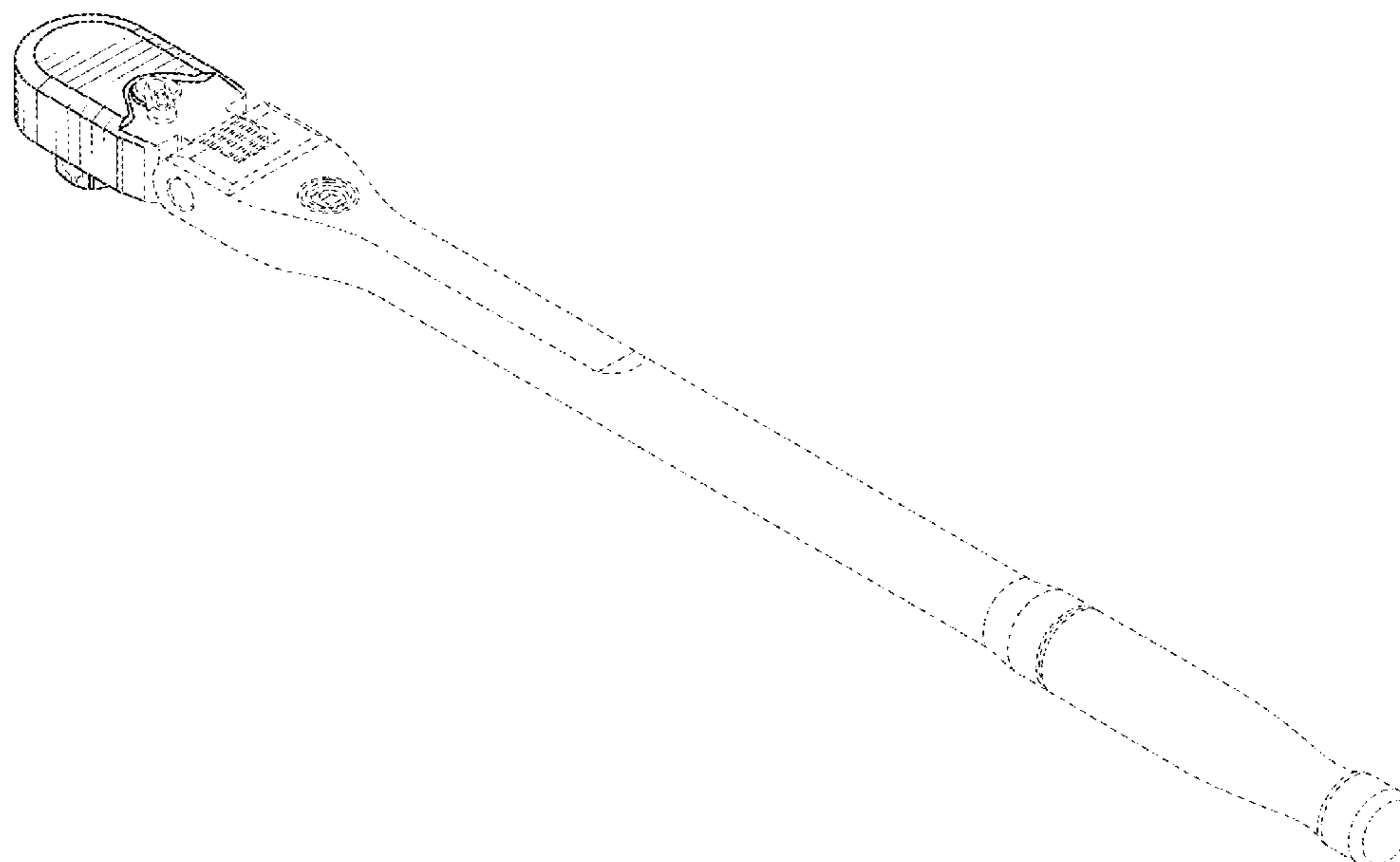
(57) **CLAIM**

The ornamental design for the ratchet wrench, as shown and described.

**DESCRIPTION**

FIG. 1 is a perspective view of a ratchet wrench of the present invention;  
 FIG. 2 is a front view of the ratchet wrench of FIG. 1;  
 FIG. 3 is a back view of the ratchet wrench of FIG. 1;  
 FIG. 4 is a left side view of the ratchet wrench of FIG. 1;  
 FIG. 5 is a right side view of the ratchet wrench of FIG. 1;  
 FIG. 6 is a bottom view of the ratchet wrench of FIG. 1; and,  
 FIG. 7 is a top view of the ratchet wrench of FIG. 1.  
 The broken lines of the ratchet wrench in FIGS. 1-7 are illustrative of portions of the ratchet wrench that form no part of the claimed design.

**1 Claim, 4 Drawing Sheets**



(56)

**References Cited**

## U.S. PATENT DOCUMENTS

7,168,346 B2 \* 1/2007 Lin ..... B25G 1/063  
81/177.8  
7,237,463 B1 \* 7/2007 Lee ..... B25G 3/38  
81/177.8  
D555,995 S \* 11/2007 Tuan Mu ..... D8/28  
7,343,836 B1 \* 3/2008 Ward ..... B25B 13/481  
81/177.6  
D659,493 S \* 5/2012 Hsieh ..... D8/25  
D660,666 S \* 5/2012 Chang ..... D8/28  
D691,007 S \* 10/2013 Hsieh ..... D8/27  
D700,485 S \* 3/2014 Liu ..... D8/25  
8,943,930 B2 \* 2/2015 Liu ..... B25B 13/06  
81/177.7  
D740,090 S \* 10/2015 Manuel, Jr. .... D8/27  
D760,044 S \* 6/2016 Yang ..... D8/21  
D781,118 S \* 3/2017 Rauckman ..... D8/28  
D829,518 S \* 10/2018 McLeod ..... D8/24  
D928,572 S \* 8/2021 Shi ..... D8/24  
D951,048 S \* 5/2022 Hsieh ..... D8/24  
11,331,776 B2 \* 5/2022 Su ..... B25B 23/0028  
D965,399 S \* 10/2022 Amash ..... D8/25  
D966,844 S \* 10/2022 Amash ..... D8/25  
2023/0264326 A1 \* 8/2023 Chen ..... B25B 13/46  
81/177.8  
2024/0082995 A1 \* 3/2024 Shi ..... B25B 23/0028  
2024/0100682 A1 \* 3/2024 Shi ..... B25G 1/063

\* cited by examiner

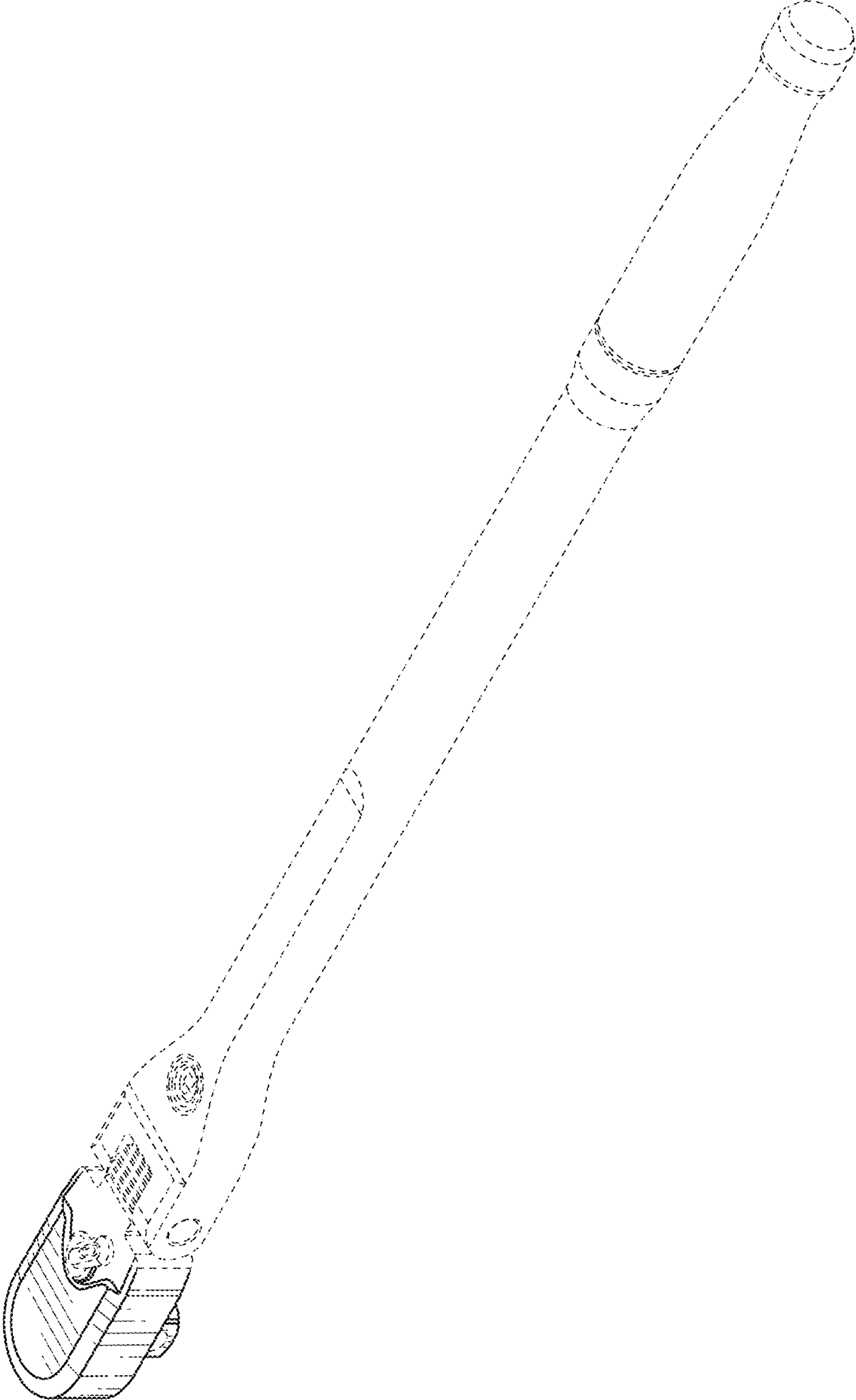


FIG. 1

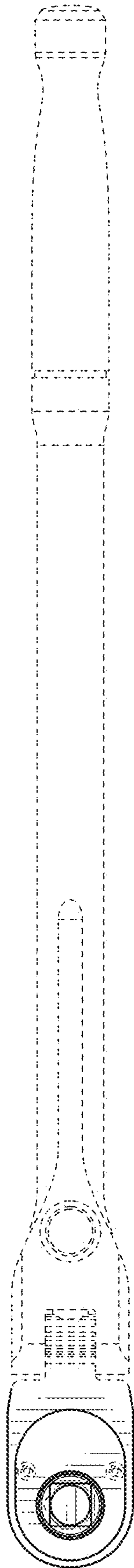


FIG. 2

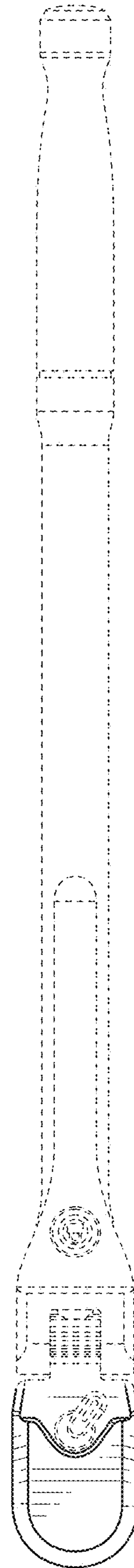


FIG. 3

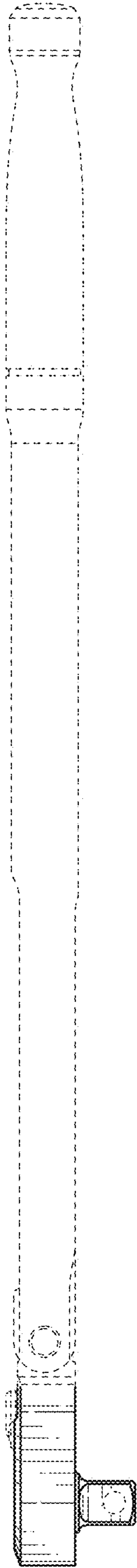


FIG. 4

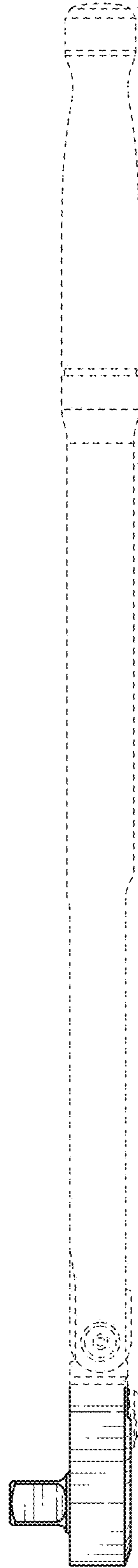


FIG. 5




FIG. 6

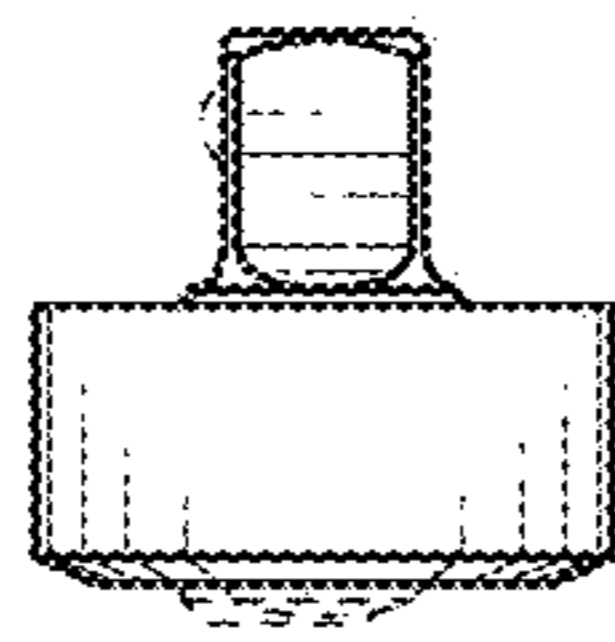


FIG. 7