



US0D1037471S

(12) **United States Design Patent** (10) **Patent No.:** **US D1,037,471 S**
McClellan (45) **Date of Patent:** **** Jul. 30, 2024**

- (54) **HOODED NECK MASSAGER**
- (71) Applicant: **MerchSource, LLC**, Irvine, CA (US)
- (72) Inventor: **Samuel Joseph McClellan**, Venice, CA (US)
- (73) Assignee: **MerchSource, LLC**, Irvine, CA (US)
- (**) Term: **15 Years**
- (21) Appl. No.: **29/858,780**
- (22) Filed: **Nov. 3, 2022**
- (51) **LOC (14) Cl.** **24-01**
- (52) **U.S. Cl.**
USPC **D24/215**
- (58) **Field of Classification Search**
USPC D24/190, 191, 200, 211, 212, 213, 214, D24/215
CPC A61H 2205/04; A61H 7/00; A61H 2201/1609; A61H 7/007; A61H 2205/062; A61H 1/0296; A61H 2201/1614
See application file for complete search history.

- D939,099 S * 12/2021 Guerizec D24/215
 - D942,032 S * 1/2022 Liu D24/215
 - D949,397 S * 4/2022 Jiang D24/215
- (Continued)

OTHER PUBLICATIONS

Amazon, "Sharper Image_Neck and Shoulder Shiatsu Massager", Date First Available: Aug. 11, 2022. <https://www.amazon.com/Realtouch-Cordless-Shoulder-Attachment-Rechargeable/dp/B00114UYK0> (Year: 2022).*

Primary Examiner — Michael A Maharajh
(74) *Attorney, Agent, or Firm* — Avyno Law P.C.

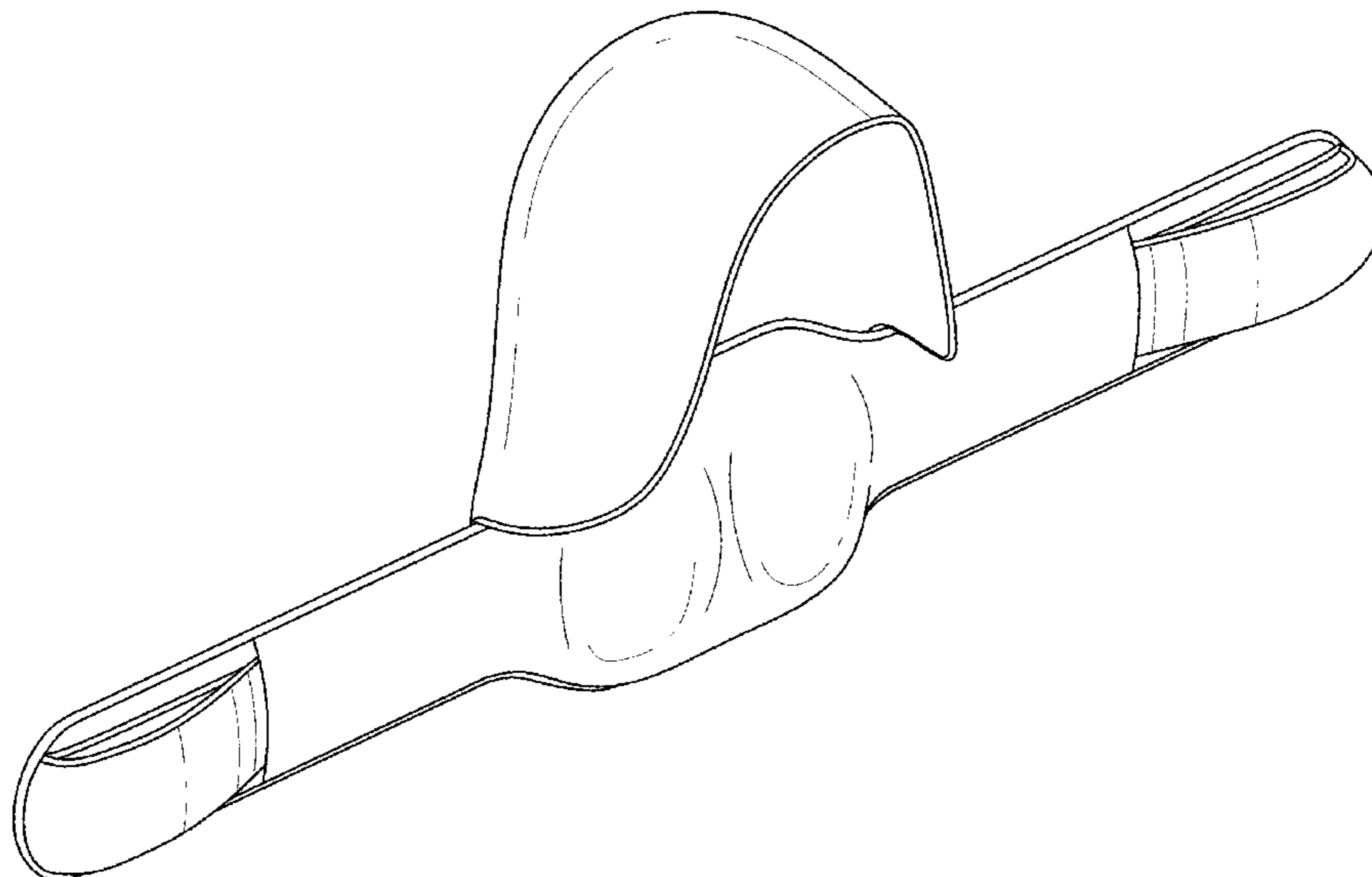
(57) **CLAIM**
I claim the ornamental design for a hooded neck massager, as shown and described.

DESCRIPTION

FIG. 1 is a front perspective view of the front side of the hooded neck massager showing the present design.
 FIG. 2 is a front elevation view of the hooded neck massager of FIG. 1.
 FIG. 3 is a rear elevation view of the hooded neck massager of FIG. 1.
 FIG. 4 a side elevation view of the right side of the hooded neck massager of FIG. 1.
 FIG. 5 a side elevation view of the left side of the hooded neck massager of FIG. 1.
 FIG. 6 is a top plan view of the hooded neck massager of FIG. 1.
 FIG. 7 is a bottom plan view of the hooded neck massager of FIG. 1; and,
 FIG. 8 is a front elevation view of the hooded neck massager of the present design in use by a person.
 In the drawings, the broken lines depict portions of the hooded neck massager that form no part of the claimed design. The human figure shown in broken lines in FIG. 8 is for the purpose of illustrating environmental structure, which form no part of the claimed design.

1 Claim, 6 Drawing Sheets

- (56) **References Cited**
- U.S. PATENT DOCUMENTS**
- D341,893 S * 11/1993 Tauber D24/207
- D609,818 S 2/2010 Tsang et al.
- D649,655 S 11/2011 Petersen
- D674,501 S 1/2013 Petersen
- D769,453 S * 10/2016 Ma D24/215
- D812,238 S 3/2018 Ho
- D816,858 S 5/2018 Gan
- D817,508 S 5/2018 Gan
- D818,596 S 5/2018 Zheng
- D847,361 S * 4/2019 Lee D24/215
- D851,272 S 6/2019 Huang
- D852,974 S * 7/2019 Lee D24/215
- D853,577 S * 7/2019 Li D24/215
- D887,019 S * 6/2020 Wang D24/215
- D932,647 S * 10/2021 Zhang D24/215



(56)

References Cited

U.S. PATENT DOCUMENTS

D952,882 S * 5/2022 Lisiten D24/215
D966,544 S * 10/2022 Li D24/215
D991,469 S * 7/2023 Qiao D24/200

* cited by examiner

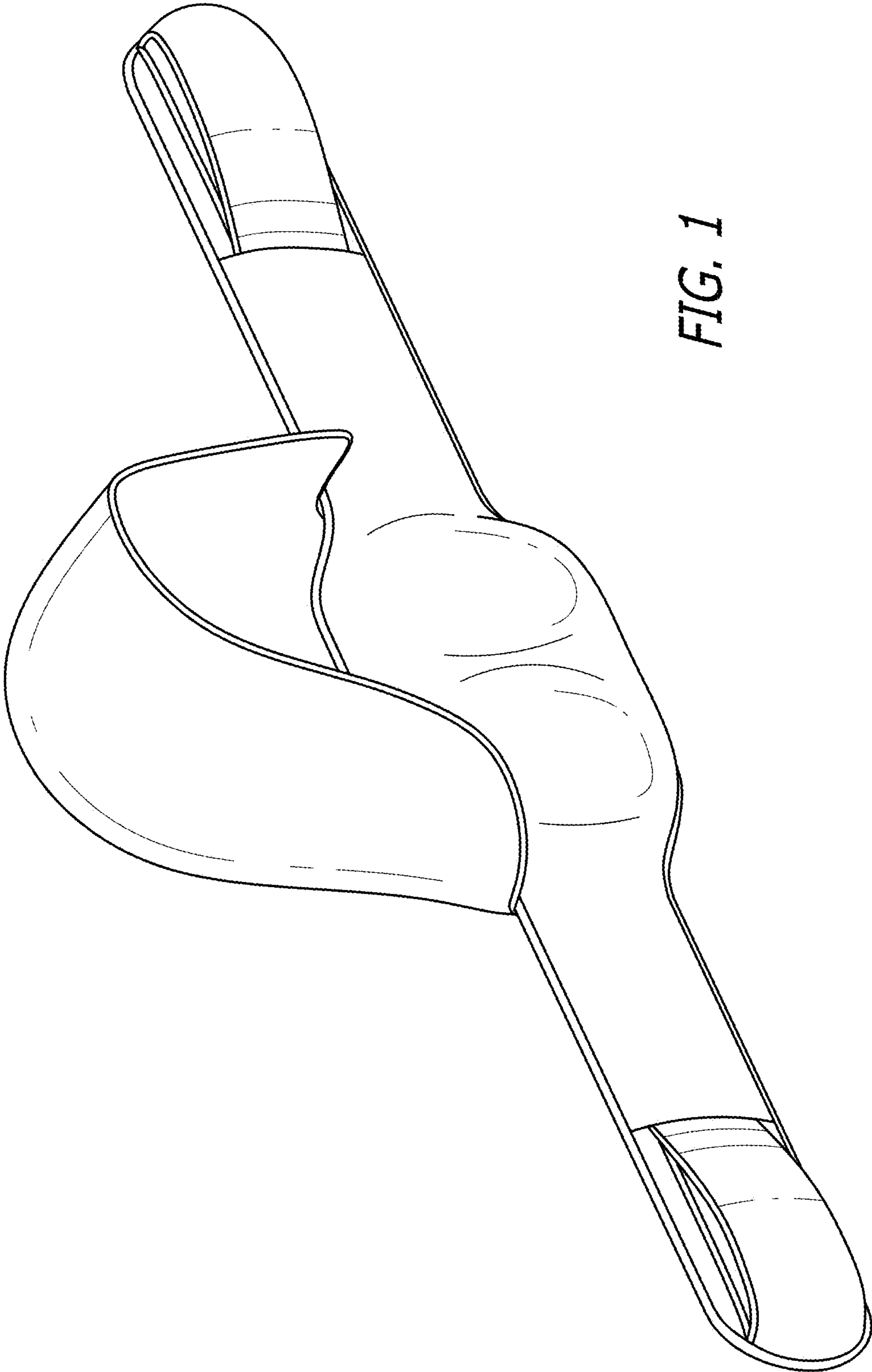
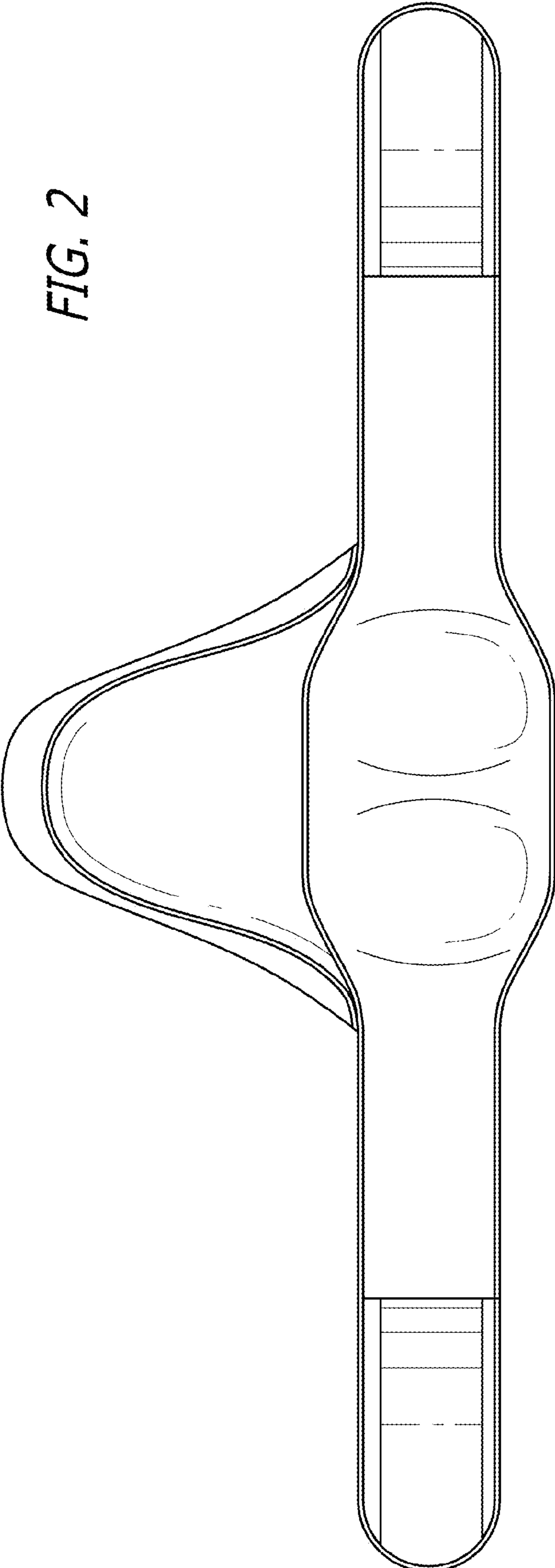


FIG. 1

FIG. 2



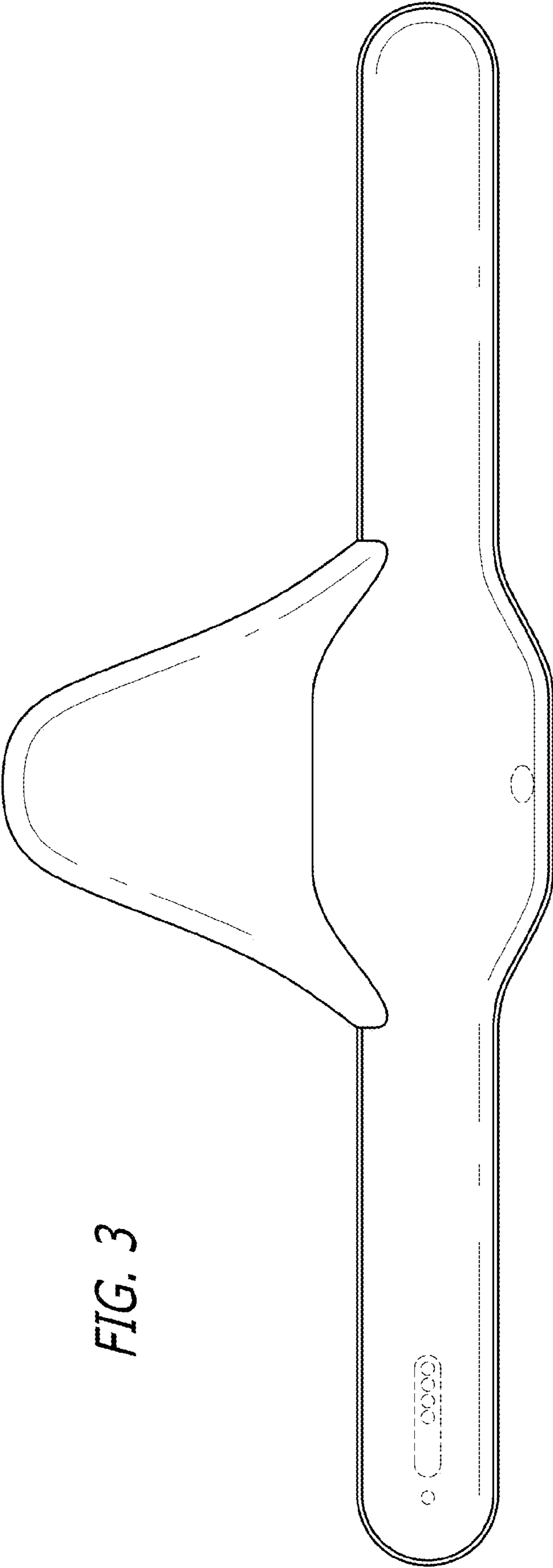


FIG. 3

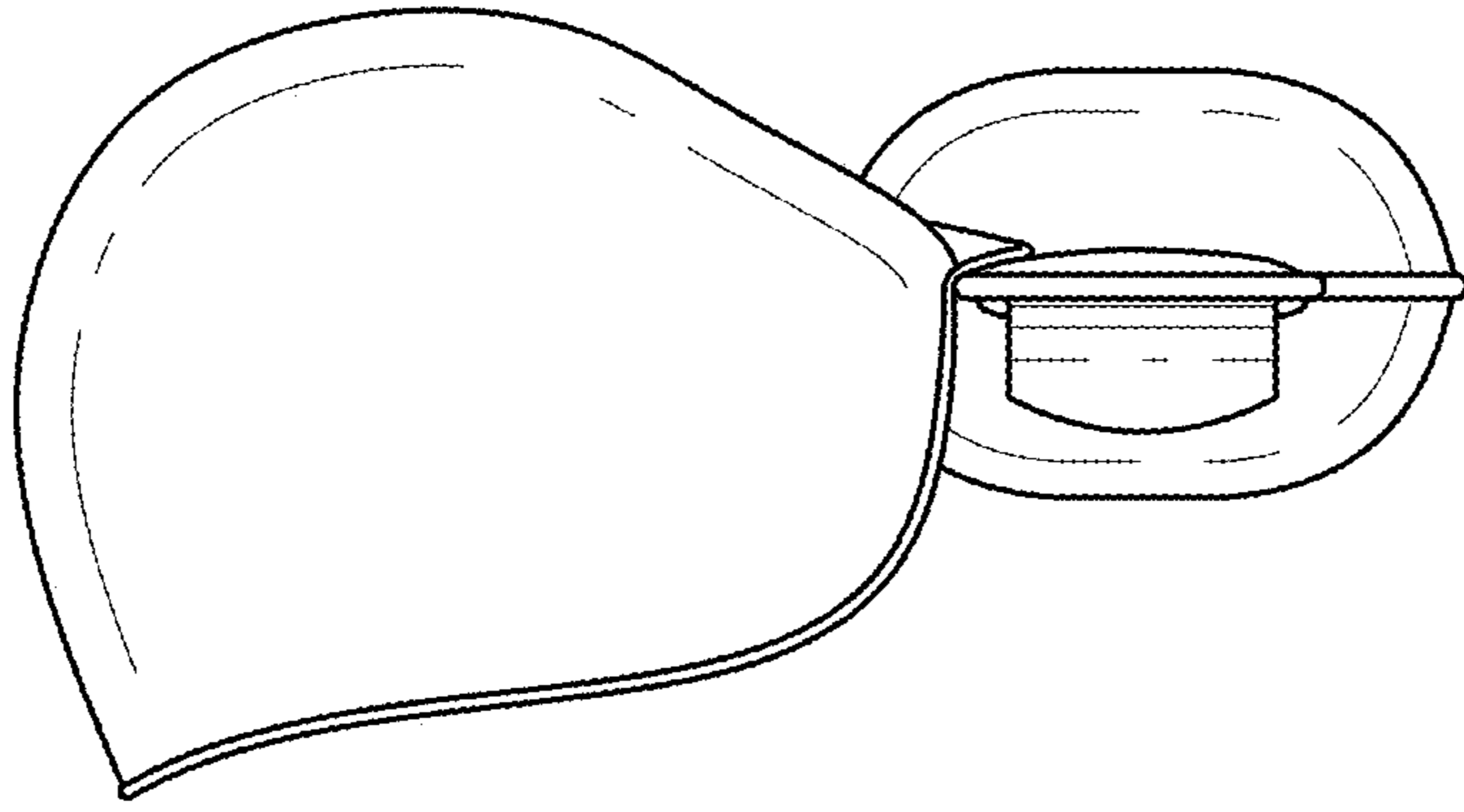


FIG. 5

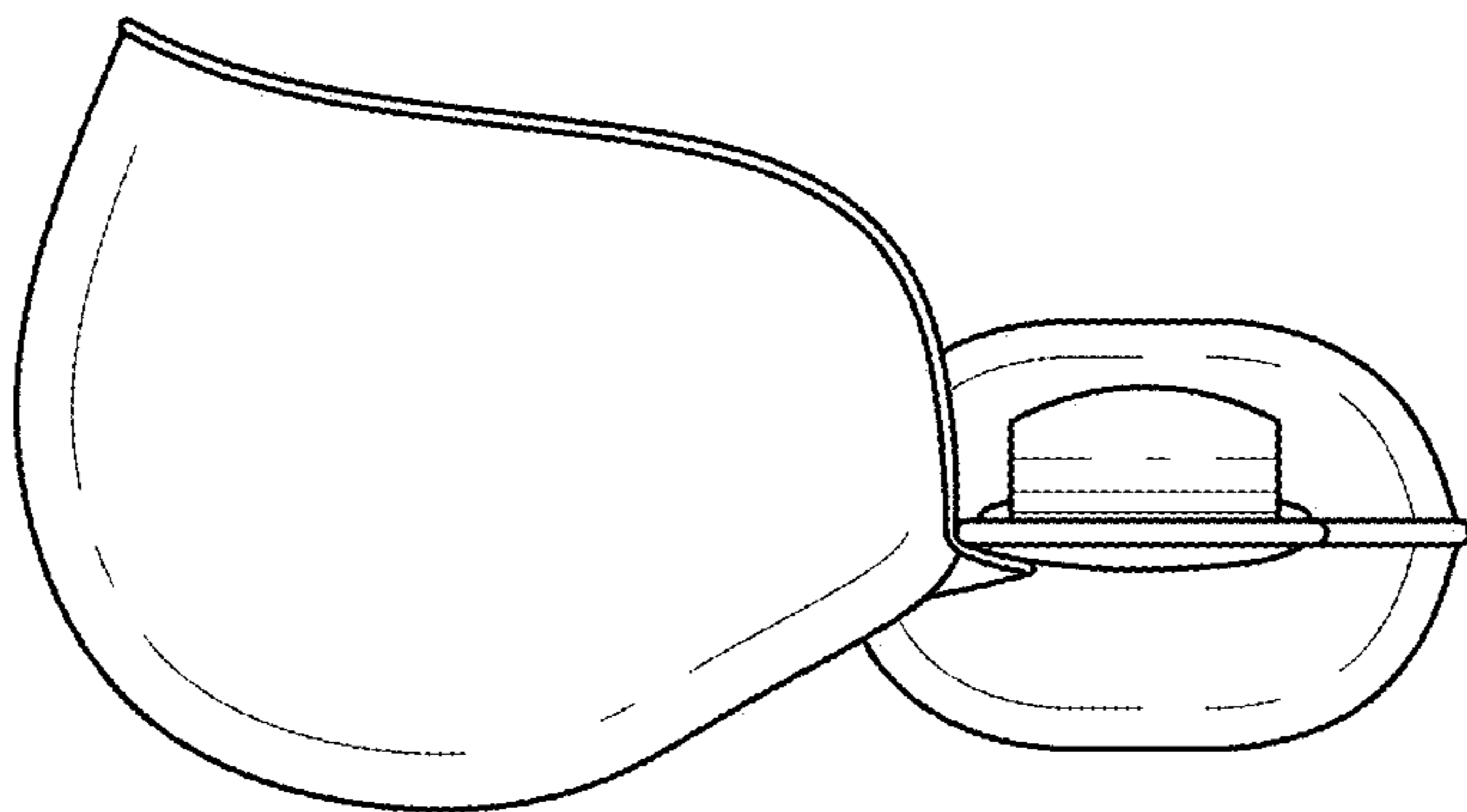


FIG. 4

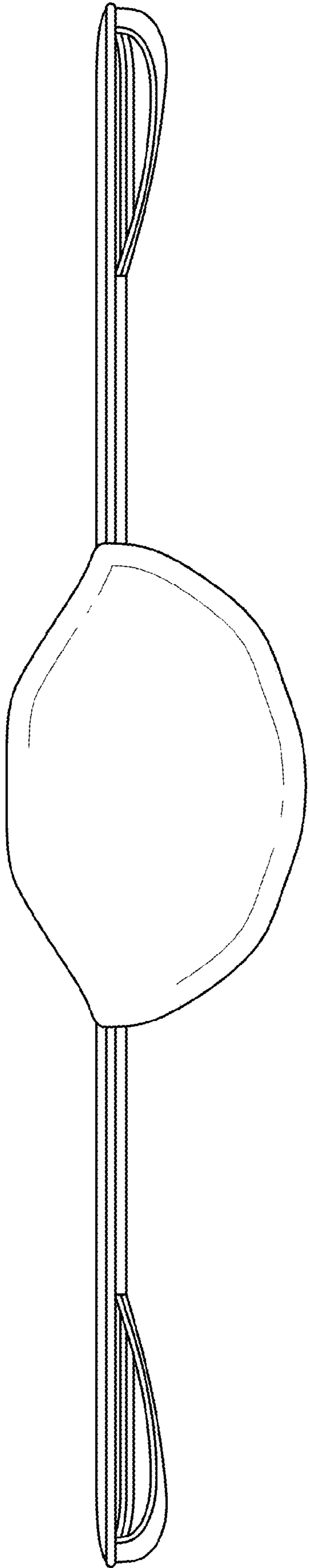


FIG. 6

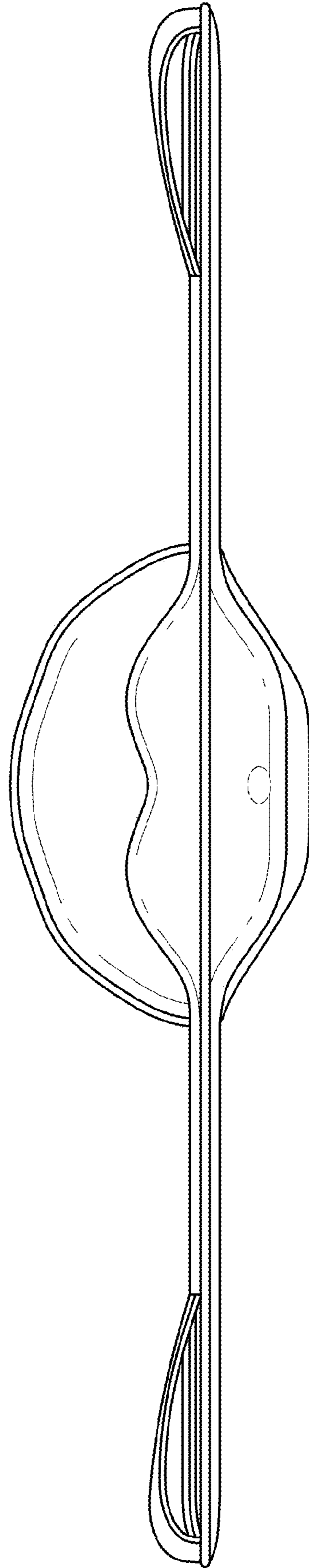


FIG. 7

FIG. 8

