



US0D1037127S

(12) **United States Design Patent** (10) **Patent No.:** **US D1,037,127 S**
Arif (45) **Date of Patent:** **** Jul. 30, 2024**

(54) **MOTORCYCLE SADDLEBAG**
(71) Applicant: **Crorama Inc.**, Brea, CA (US)
(72) Inventor: **Ammar Arif**, Upland, CA (US)
(73) Assignee: **CRORAMA INC.**, Brea, CA (US)
(**) Term: **15 Years**
(21) Appl. No.: **29/867,825**
(22) Filed: **Nov. 9, 2022**
(51) **LOC (14) Cl.** **12-11**
(52) **U.S. Cl.**
USPC **D12/114**
(58) **Field of Classification Search**
USPC D12/110, 114, 407, 409, 410; D3/231,
D3/273
CPC B62J 9/00; B62J 9/001; B62J 9/20; B62J
9/23; B62J 9/26; B62J 7/00; B62J 7/04
See application file for complete search history.

(56) **References Cited**

U.S. PATENT DOCUMENTS

D461,761 S * 8/2002 Monson D12/410
D465,762 S * 11/2002 Wargin D12/410
6,505,765 B1 * 1/2003 Proctor B62J 9/27
224/430
D479,185 S * 9/2003 Hanagan D12/410
D497,341 S * 10/2004 Hanagan D12/410
D550,146 S * 9/2007 Hanagan D12/410
D600,190 S * 9/2009 Sharpe, Jr. D12/410
D934,779 S * 11/2021 Alamdar D3/231
D934,780 S * 11/2021 Alamdar D3/231
D987,483 S * 5/2023 Song D12/114
2003/0010798 A1 * 1/2003 Galbraith B62J 9/26
224/431
2006/0162978 A1 * 7/2006 Thompson B62J 9/23
180/219
2006/0163302 A1 * 7/2006 Knoch B62J 9/27
224/431

2008/0083801 A1 * 4/2008 Knoch B62J 9/26
180/311
2009/0206624 A1 * 8/2009 Mann B62J 25/06
296/37.1
2023/0090676 A1 * 3/2023 Jones, Jr. H04R 1/021
381/302

(Continued)

FOREIGN PATENT DOCUMENTS

WO WO-2015085235 A1 * 6/2015 B62J 9/00

OTHER PUBLICATIONS

“The Best Motorcycle Saddlebags and Panniers.” Direct Cycle Parts., Mar. 19, 2024 [online], [retrieved on Apr. 18, 2024]. Retrieved from the Internet <URL: <https://ripsandrives.com/best-motorcycle-saddlebags/>>.*

(Continued)

Primary Examiner — Darlington Ly

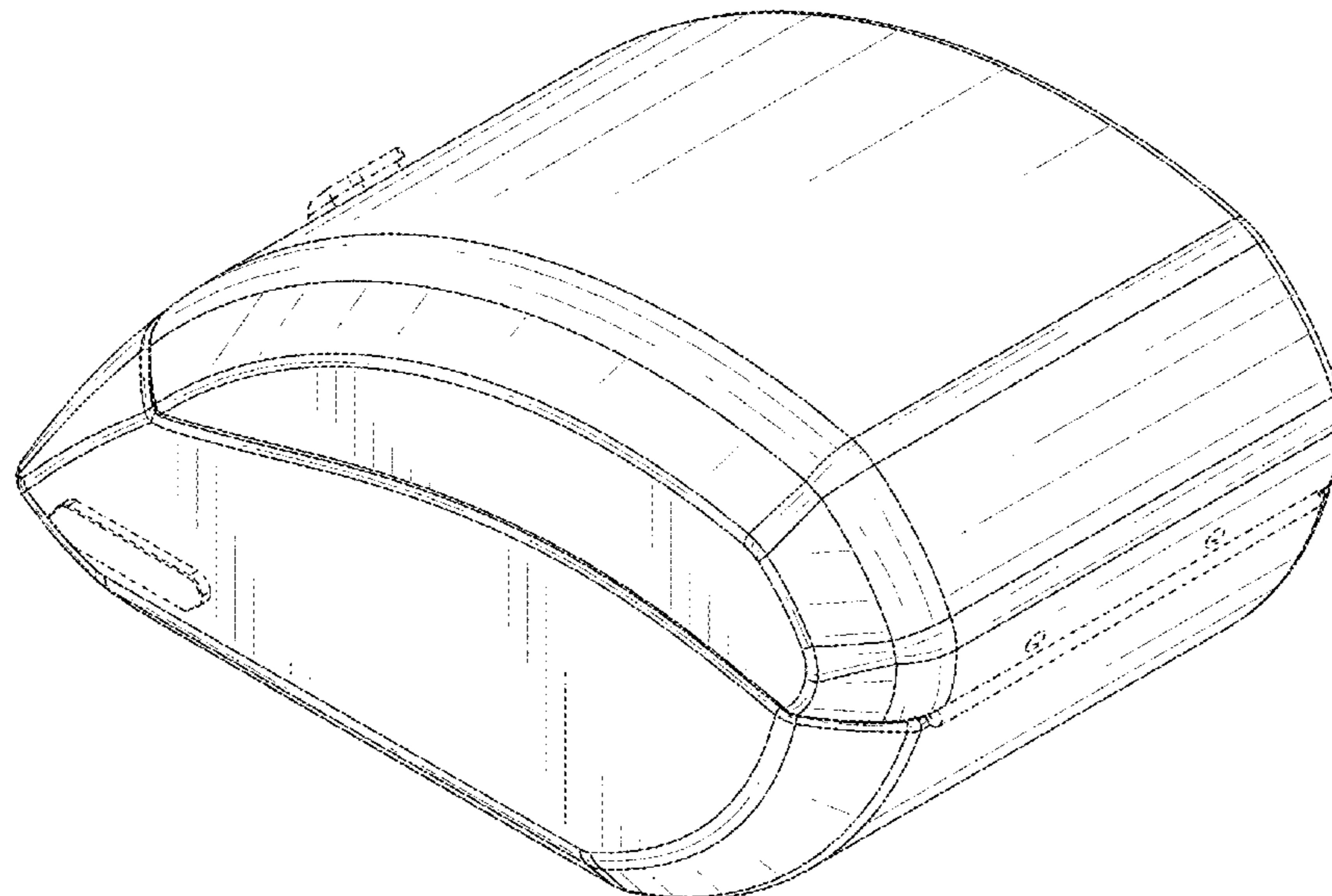
(57) **CLAIM**

The ornamental design for a motorcycle saddlebag, as shown and described.

DESCRIPTION

FIG. 1 is a front-top perspective view of a motorcycle saddlebag showing my new design;
FIG. 2 is a front-bottom perspective view thereof;
FIG. 3 is a rear-top perspective view thereof;
FIG. 4 is a right elevational view thereof;
FIG. 5 is a left elevational view thereof;
FIG. 6 is a rear elevational view thereof;
FIG. 7 is a front elevational view thereof;
FIG. 8 is a top plan view thereof; and,
FIG. 9 is a bottom plan view thereof.
The broken lines in the drawings illustrate portions of the motorcycle saddlebag which form no part of the claimed design.

1 Claim, 9 Drawing Sheets



(56)

References Cited

U.S. PATENT DOCUMENTS

2024/0034528 A1 * 2/2024 Procopio B65D 63/109

OTHER PUBLICATIONS

“10 Best saddle bags for motorcycle in the US.” Best Products Reviews., Apr. 19, 2023 [online], [retrieved on Apr. 18, 2024]. Retrieved from the Internet <URL: [* cited by examiner](https://www.bestproductsreviews.com/saddle-bags-for-motorcycle?targetid=dat-2336737087396093:loc-190&matchtype=b&device=c&campaignid=424737422&creative=&adgroupid=1358997902059194&feeditemid=&loc_physical_ms=90304&loc_interest_ms=&network=o&devicemodel=&placement=&keyword=$automotive_motorcycle-powersports_accessories_50-100_standard&target=&aceid={aceid}&adposition=&trackid=us_all_top_11_1&mld=407-132-4411&trackOld=true&msclkid=14a6aedc4818115198b2c8fda6e00a7f}>.*</p></div><div data-bbox=)

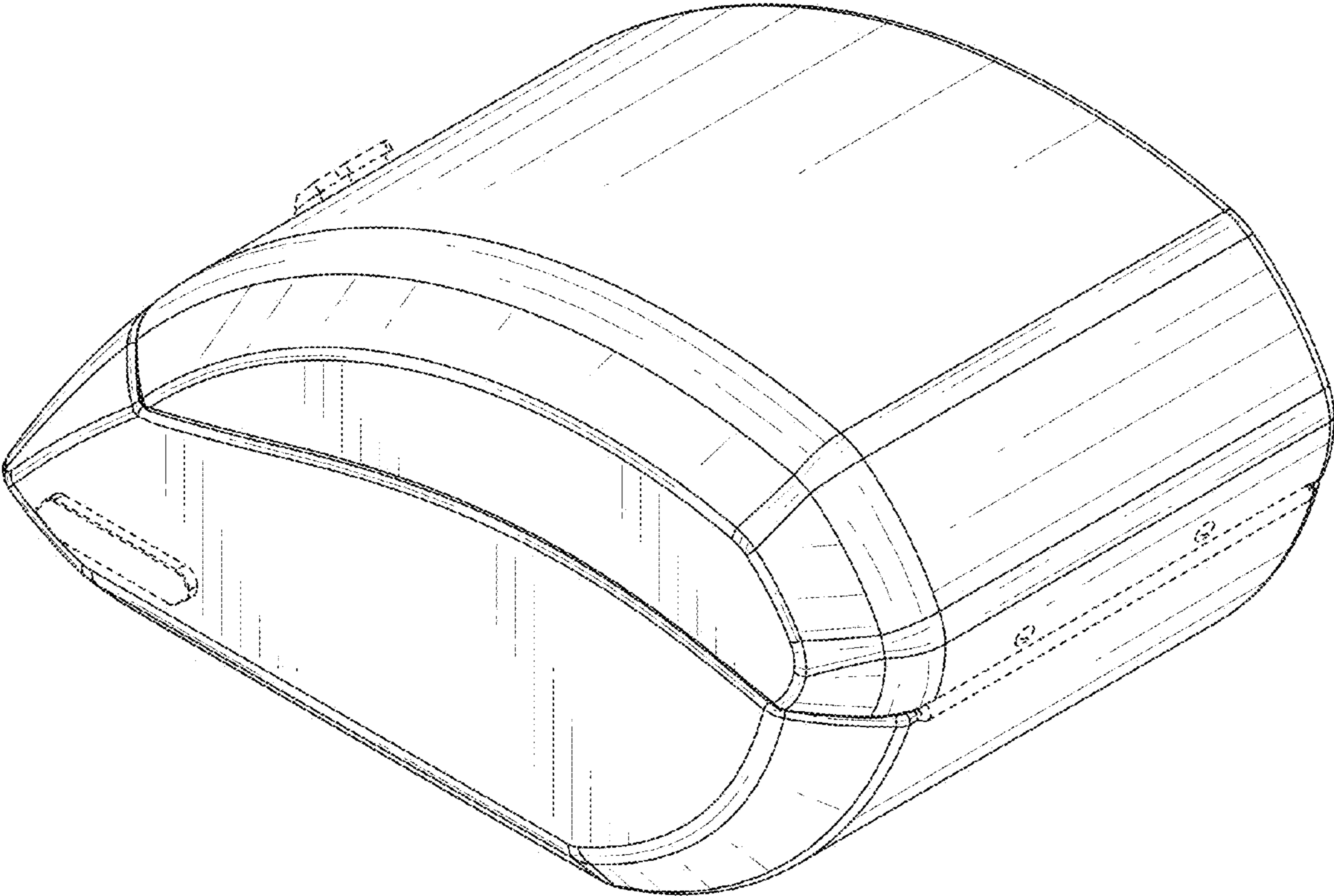


FIG. 1

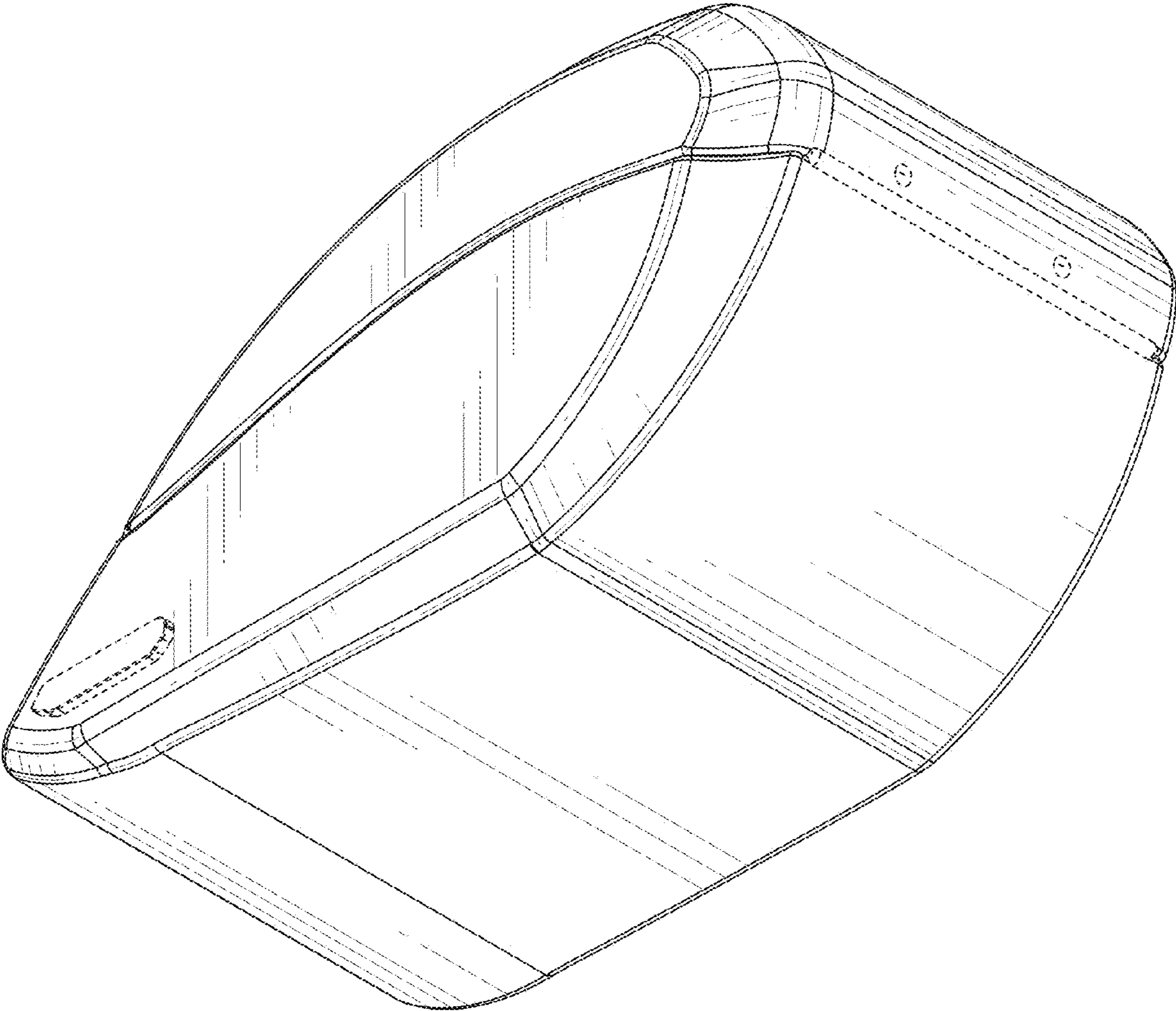


FIG. 2

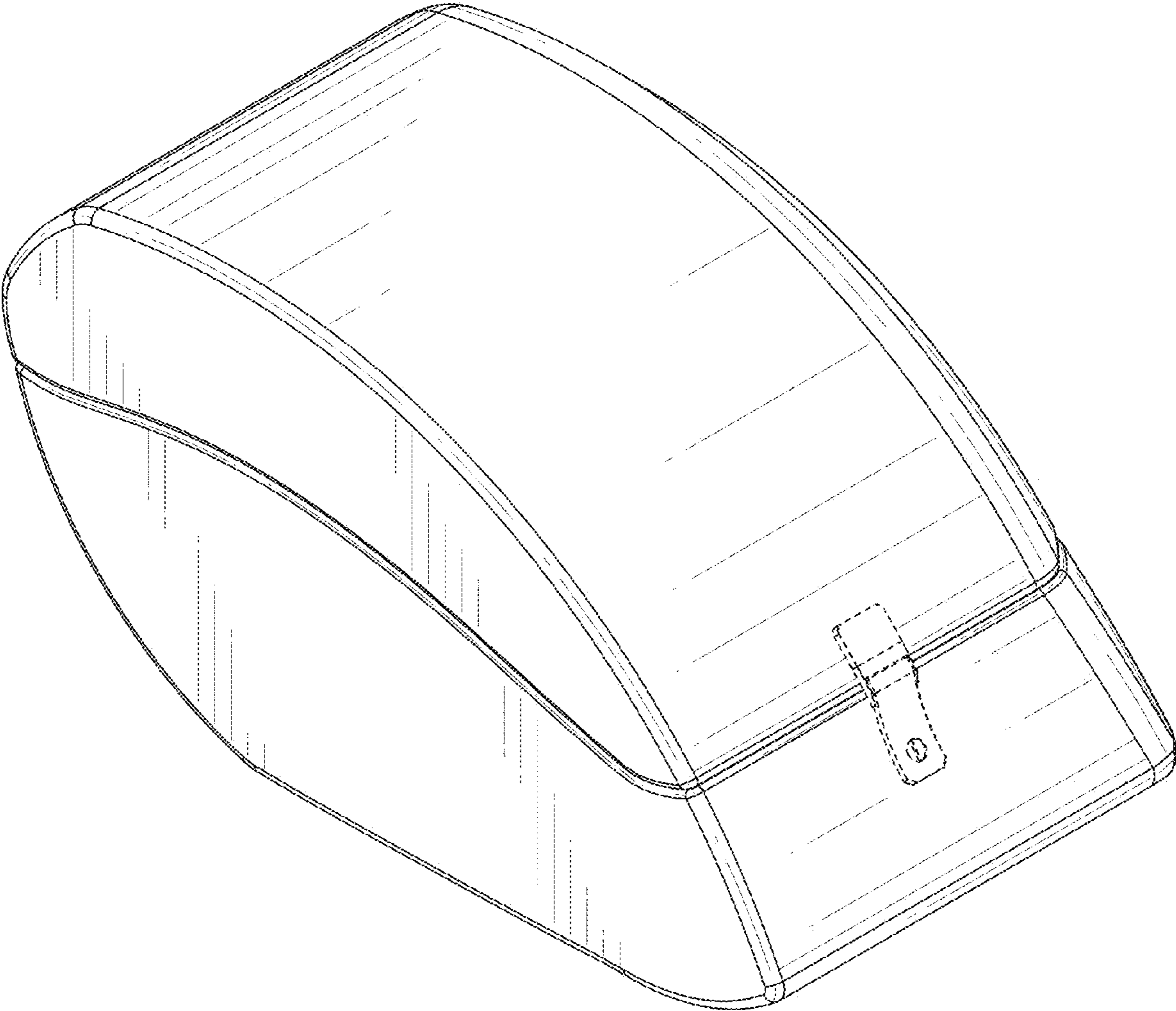


FIG. 3

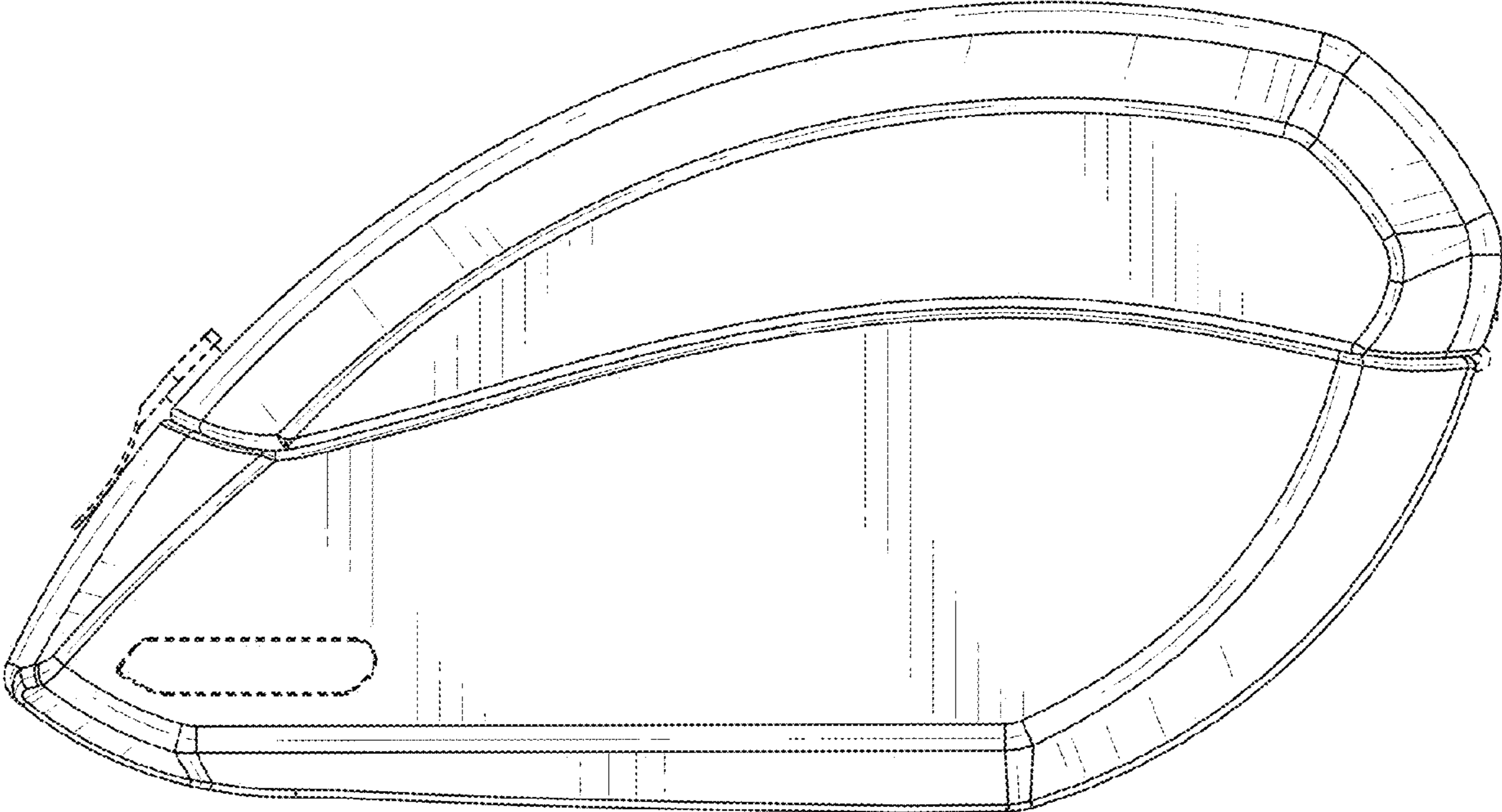


FIG. 4

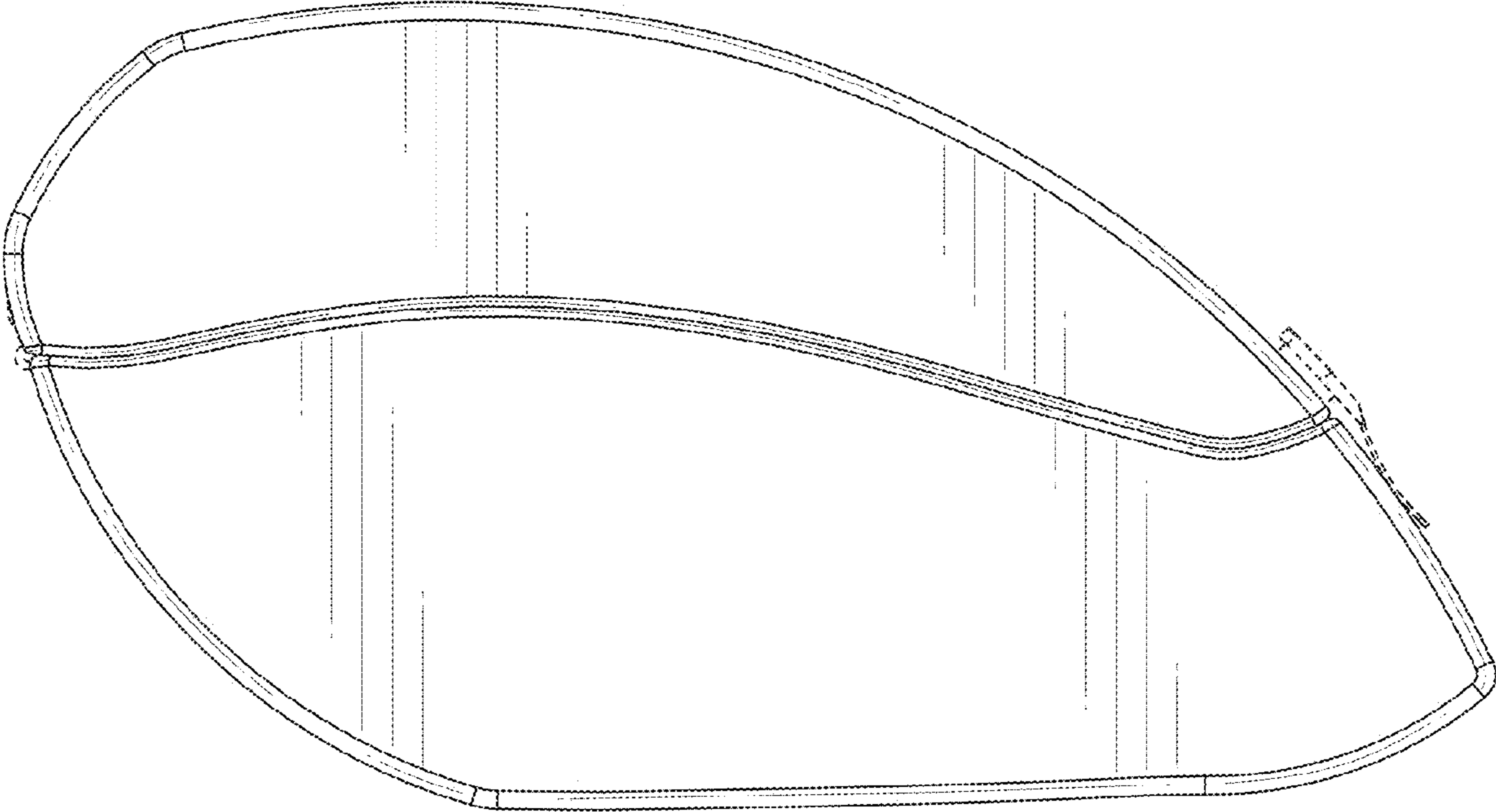


FIG. 5

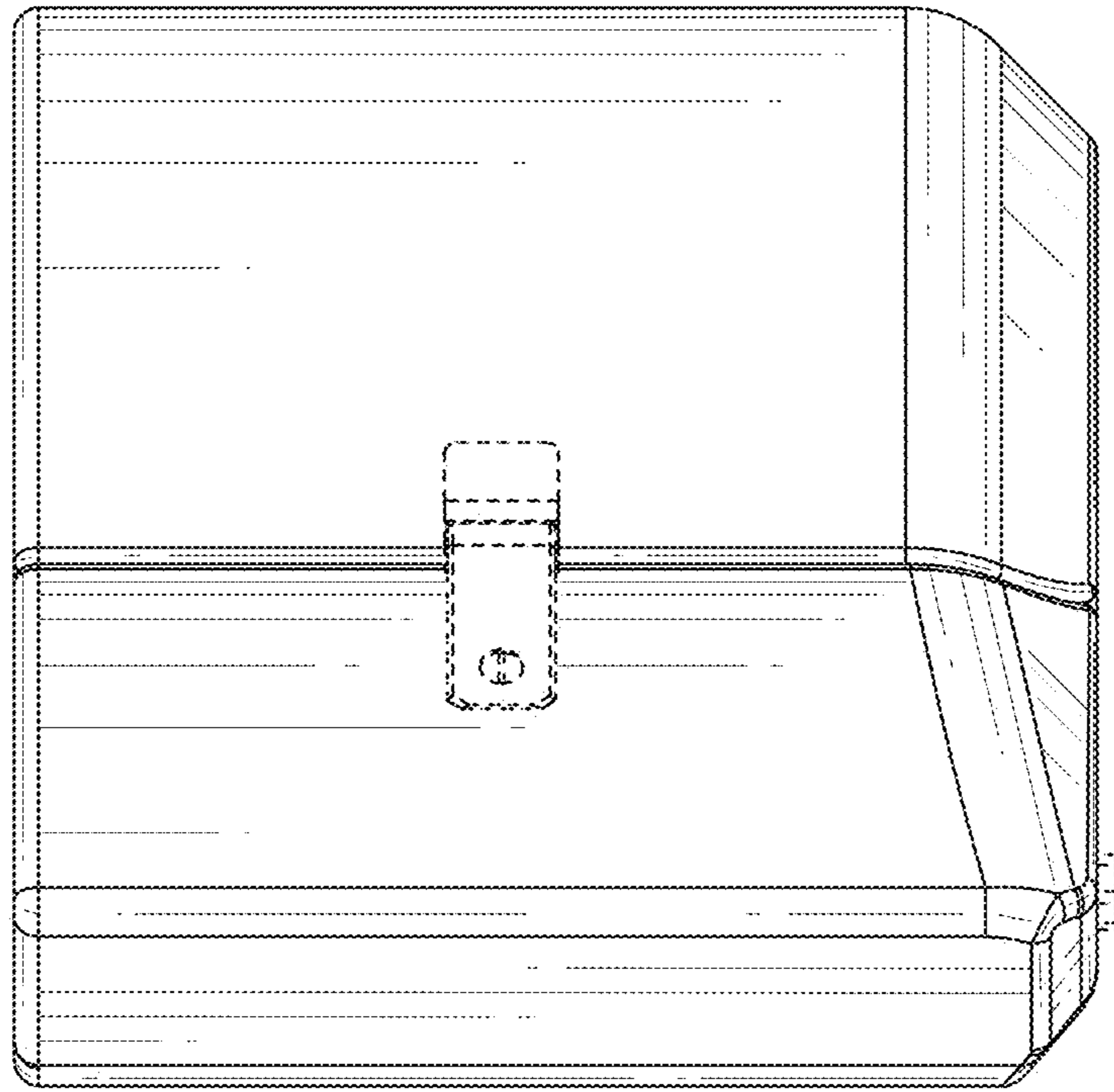


FIG. 6

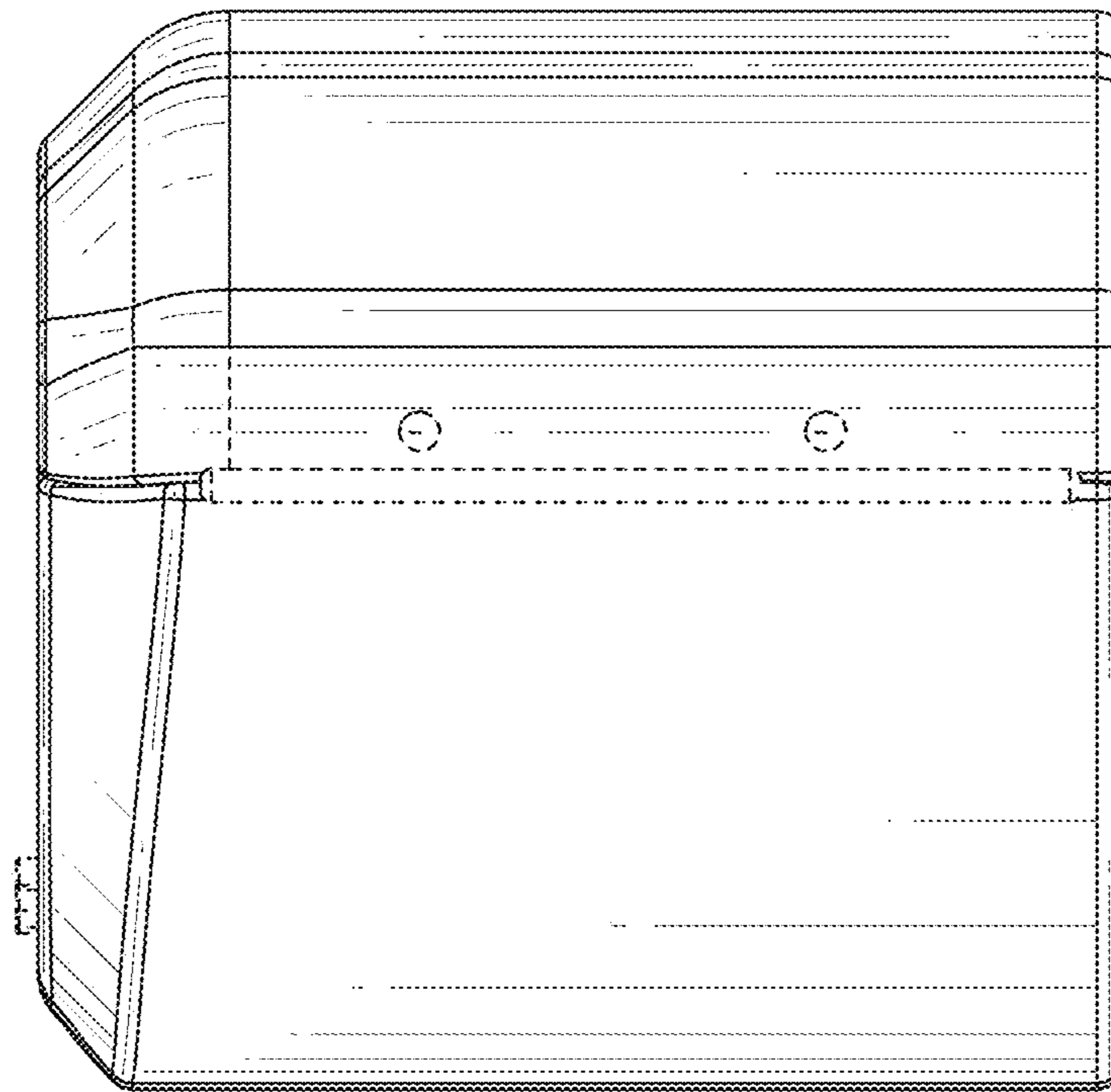


FIG. 7




FIG. 8




FIG. 9