



US0D1035522S

(12) **United States Design Patent** (10) **Patent No.:** **US D1,035,522 S**
Rejkowski (45) **Date of Patent:** **** Jul. 16, 2024**

(54) **VENT ACCESSORY FOR VEHICLE HEATING AND AIR CONDITIONING SYSTEMS**

(71) Applicant: **Michael W Rejkowski**, Carrollton, TX (US)

(72) Inventor: **Michael W Rejkowski**, Carrollton, TX (US)

(73) Assignee: **CLASSIC AUTO AIR MANUFACTURING LP**, Chagrin Falls, OH (US)

(**) Term: **15 Years**

(21) Appl. No.: **29/813,933**

(22) Filed: **Nov. 2, 2021**

(51) **LOC (14) Cl.** **12-16**

(52) **U.S. Cl.**
USPC **D23/324**

(58) **Field of Classification Search**
USPC D12/415, 190, 192, 195; D23/324, 325, D23/327, 393, 386, 387, 388
CPC B60H 1/3428; B60H 1/345; B60H 1/3421; B60H 1/3442
See application file for complete search history.

(56) **References Cited**

U.S. PATENT DOCUMENTS

2,516,805 A	7/1950	Rother
3,319,560 A	5/1967	Schaaf
3,432,142 A	3/1969	Ludford
5,065,667 A	11/1991	Ziegler
5,220,805 A	6/1993	Fukudomi
5,700,191 A	12/1997	Nieling et al.
5,746,651 A	5/1998	Arajs
5,797,791 A	8/1998	Humphrey et al.
5,800,259 A	9/1998	Olney
5,967,891 A	10/1999	Riley et al.

6,059,652 A	5/2000	Terry	
6,066,225 A	5/2000	Lopes	
D445,049 S	7/2001	Lee	
D451,590 S *	12/2001	Webb D23/393
6,342,003 B1	1/2002	Wang	
6,378,388 B1	4/2002	Lacroix	
D491,853 S	6/2004	Sato et al.	
D494,906 S	8/2004	Pfeiffer	
D496,896 S	10/2004	Tahira et al.	
D506,819 S	6/2005	Stobart	
D514,968 S	2/2006	Tahira et al.	
7,040,104 B2	5/2006	Bogner et al.	
D528,485 S	9/2006	Montijo et al.	
D535,732 S	1/2007	Klopp, III	
D537,520 S	2/2007	Nishizawa	
D577,641 S	9/2008	Wyszogrod et al.	
D603,493 S	11/2009	Fraser	
D607,555 S *	1/2010	Nishizawa D23/393

(Continued)

Primary Examiner — Holly E Thurman
Assistant Examiner — Jerry Shiuan-Hua Hsu

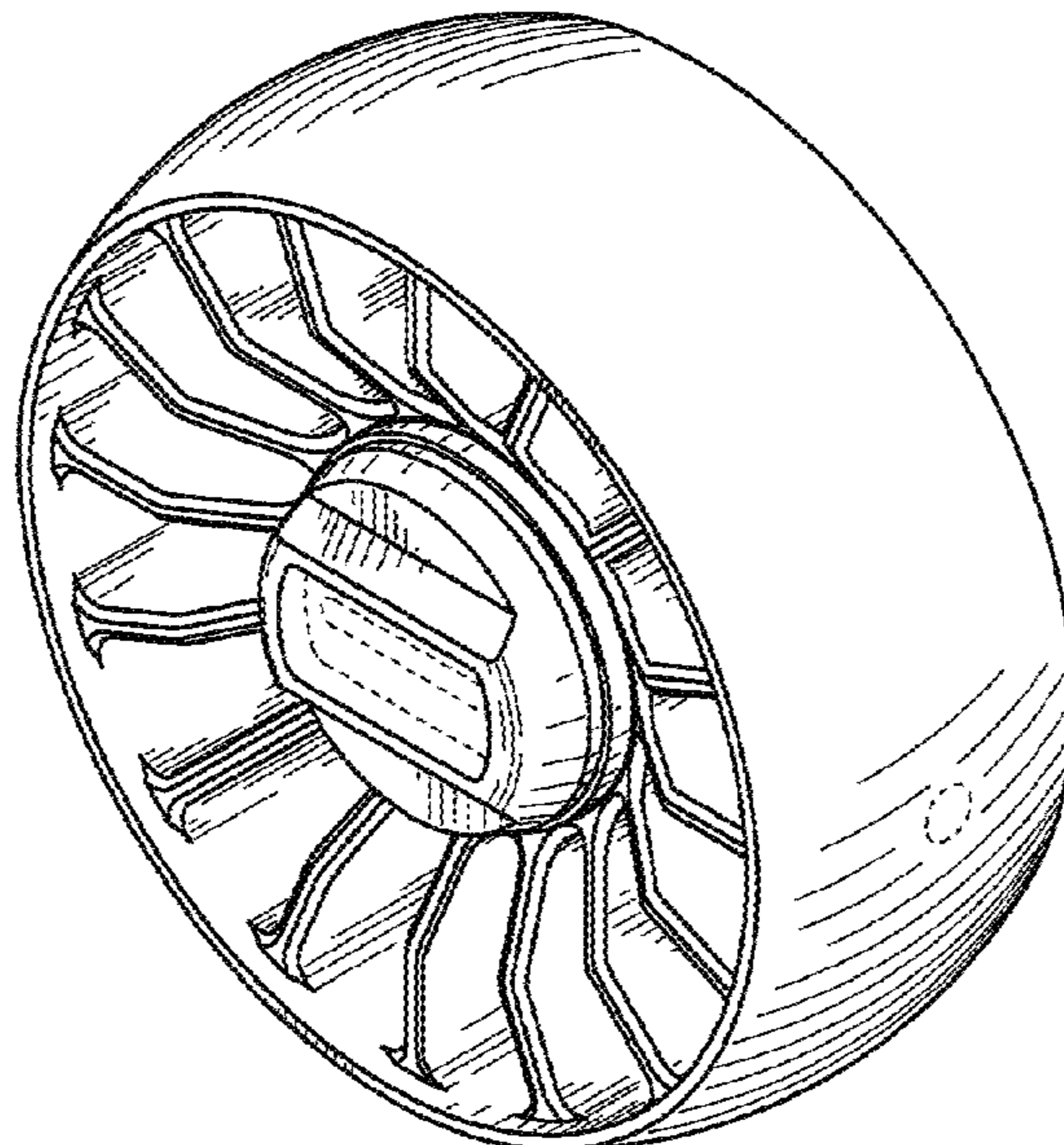
(57) **CLAIM**

The ornamental design for a vent accessory for vehicle heating and air conditioning systems, as shown and described.

DESCRIPTION

FIG. 1 is a front, top, left perspective view of a vent accessory for vehicle heating and air conditioning systems showing the new design;
FIG. 2 is a top plan view thereof;
FIG. 3 is a front elevation view thereof;
FIG. 4 is a right side elevation view thereof;
FIG. 5 is a left side elevation view thereof;
FIG. 6 is a bottom plan view thereof; and,
FIG. 7 is rear elevation view thereof.
The broken lines depict portions of the vent accessory for vehicle heating and air conditioning systems and form no part of the claimed design.

1 Claim, 2 Drawing Sheets



(56)

References Cited

U.S. PATENT DOCUMENTS

D641,673 S 7/2011 Zimmermann et al.
 D648,662 S 11/2011 Stephenson
 8,057,288 B2 11/2011 Konet
 D674,884 S 1/2013 Rejkowski et al.
 D674,885 S 1/2013 Rejkowski et al.
 D680,204 S 4/2013 Rejkowski et al.
 D686,307 S 7/2013 Rejkowski et al.
 D695,882 S 12/2013 Rejkowski et al.
 8,740,677 B2 6/2014 Steinbeiss et al.
 8,834,241 B2 9/2014 Uhlenbusch
 D723,144 S 2/2015 Rejkowski et al.
 D723,145 S 2/2015 Rejkowski et al.
 8,974,273 B2 3/2015 Uhlenbusch
 D755,099 S 5/2016 Suzuki
 9,457,907 B2 10/2016 Brown
 9,605,866 B2 3/2017 Rais
 9,707,826 B2 7/2017 Brinas
 D794,522 S 8/2017 Rejkowski
 9,718,329 B2 8/2017 Brinas
 9,902,237 B2 2/2018 Sano
 D849,664 S 5/2019 Rejkowski
 D851,226 S * 6/2019 Rejkowski D23/324
 D856,073 S * 8/2019 Reed D7/397

10,457,120 B2 * 10/2019 Frenzel B60H 1/3428
 D867,562 S 11/2019 Rejkowski
 D867,563 S 11/2019 Rejkowski
 D905,835 S * 12/2020 Rejkowski D23/324
 D909,559 S * 2/2021 Harman D23/387
 D925,029 S * 7/2021 Vestergaard D23/393
 D936,559 S * 11/2021 Rejkowski D12/324
 2002/0119745 A1 8/2002 Thomassin
 2006/0092129 A1 5/2006 Choquet et al.
 2006/0172681 A1 8/2006 Steinbeiss
 2006/0175422 A1 8/2006 Hall
 2014/0342657 A1 11/2014 Rais
 2015/0124471 A1 5/2015 Garcz da Silva
 2015/0202946 A1 * 7/2015 Inagaki B60H 1/3442
 454/154
 2015/0210397 A1 7/2015 Blom
 2016/0031293 A1 2/2016 Brinas
 2016/0102884 A1 * 4/2016 Terai B60H 1/3428
 454/335
 2016/0129761 A1 * 5/2016 Brinas B60H 1/3421
 454/155
 2017/0036508 A1 2/2017 Terasawa
 2017/0158028 A1 * 6/2017 Perosino B60H 1/345
 2017/0190241 A1 7/2017 Chung

* cited by examiner

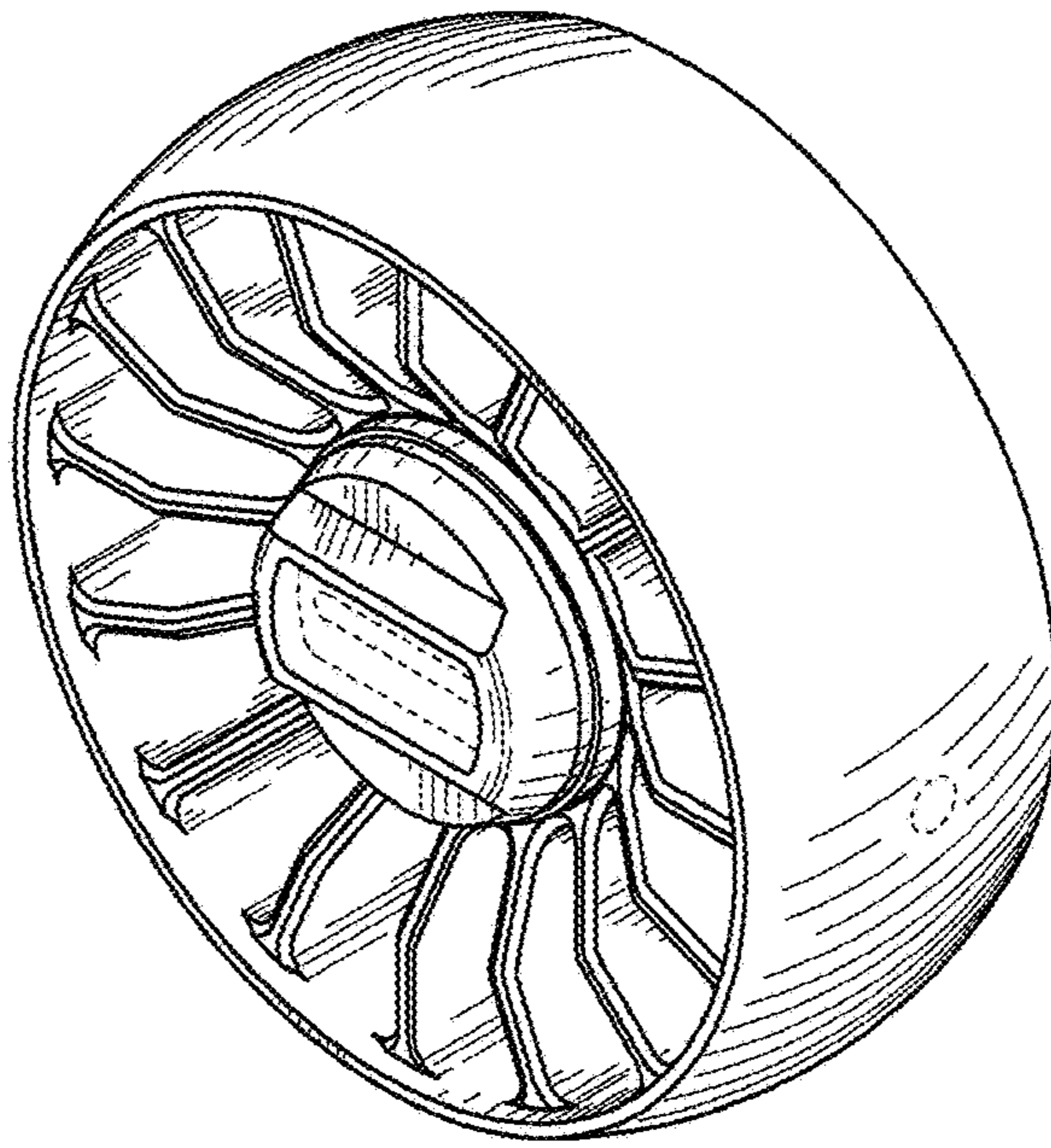


Fig. 1




Fig. 2

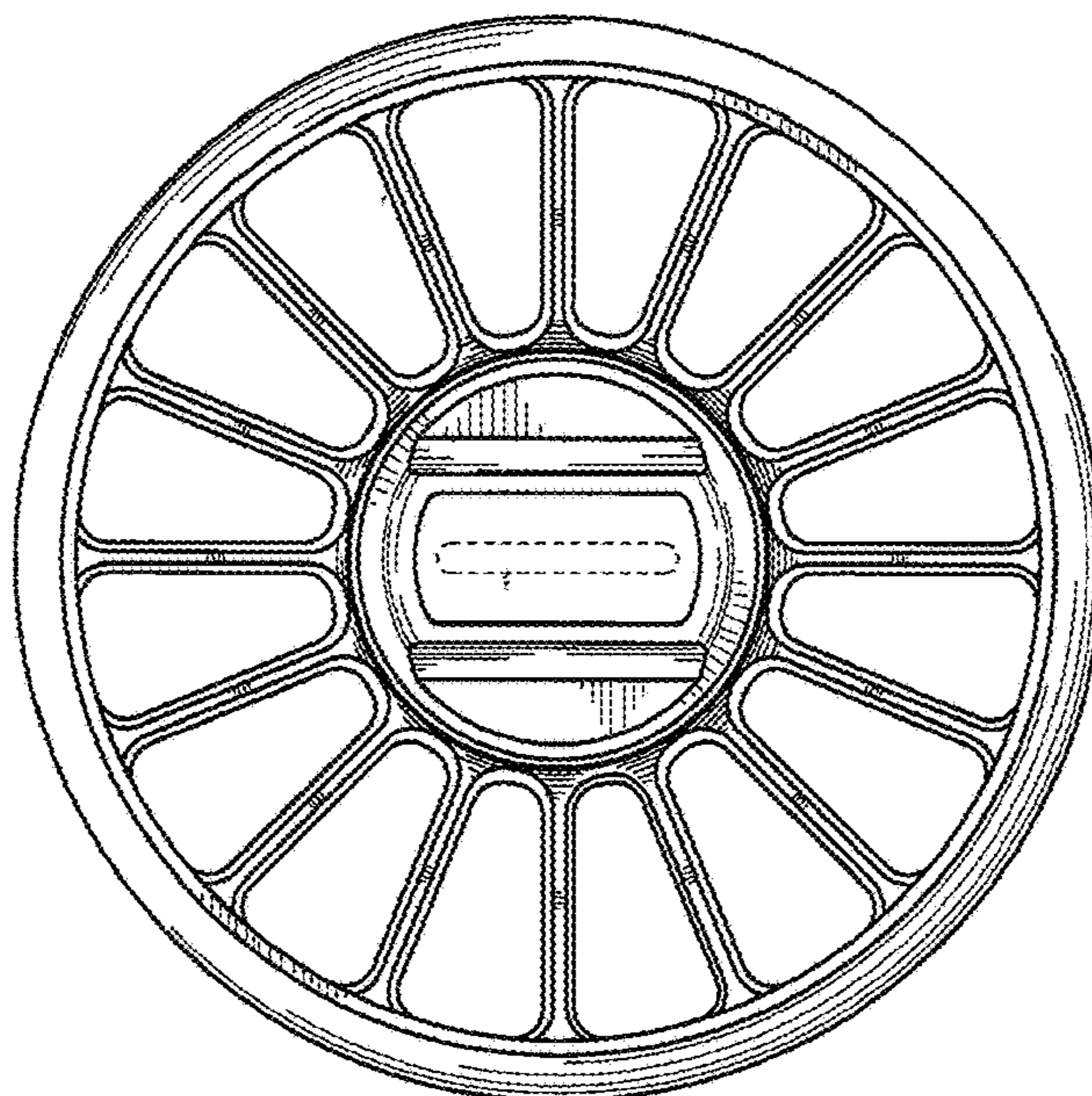


Fig. 3

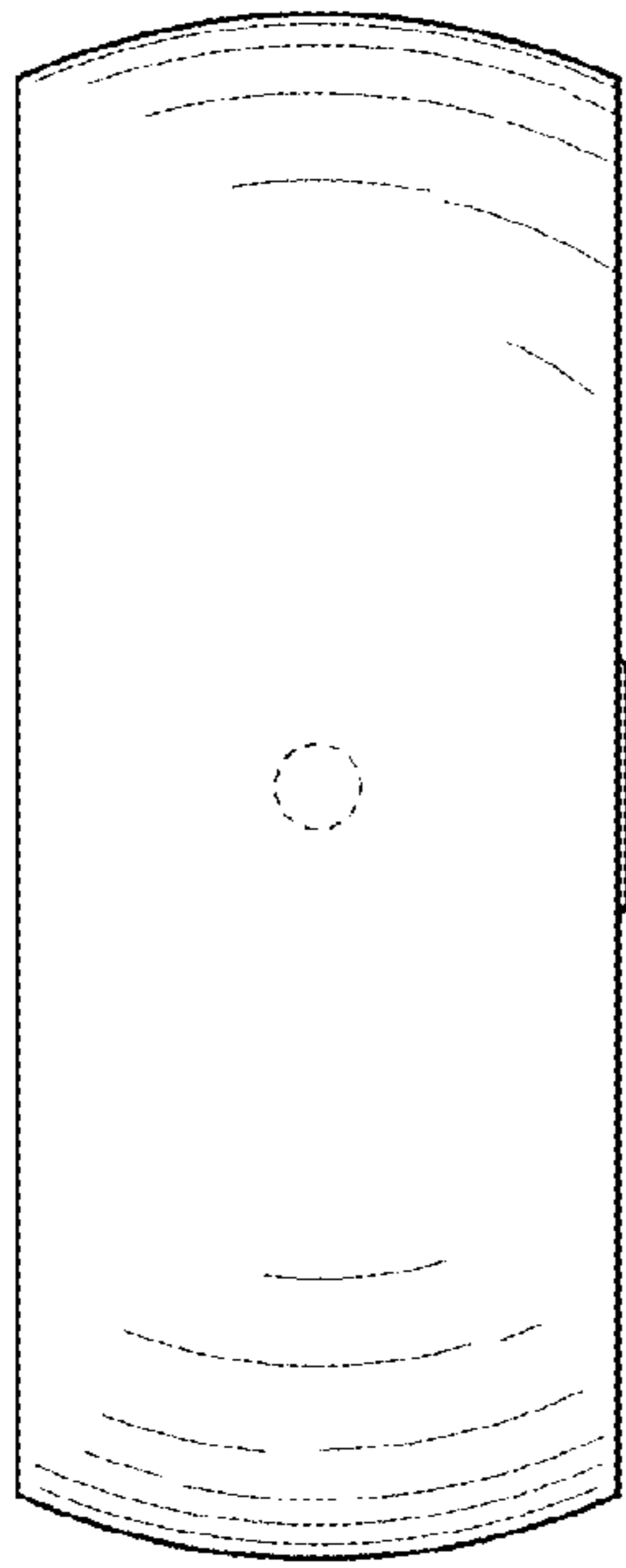


Fig. 4

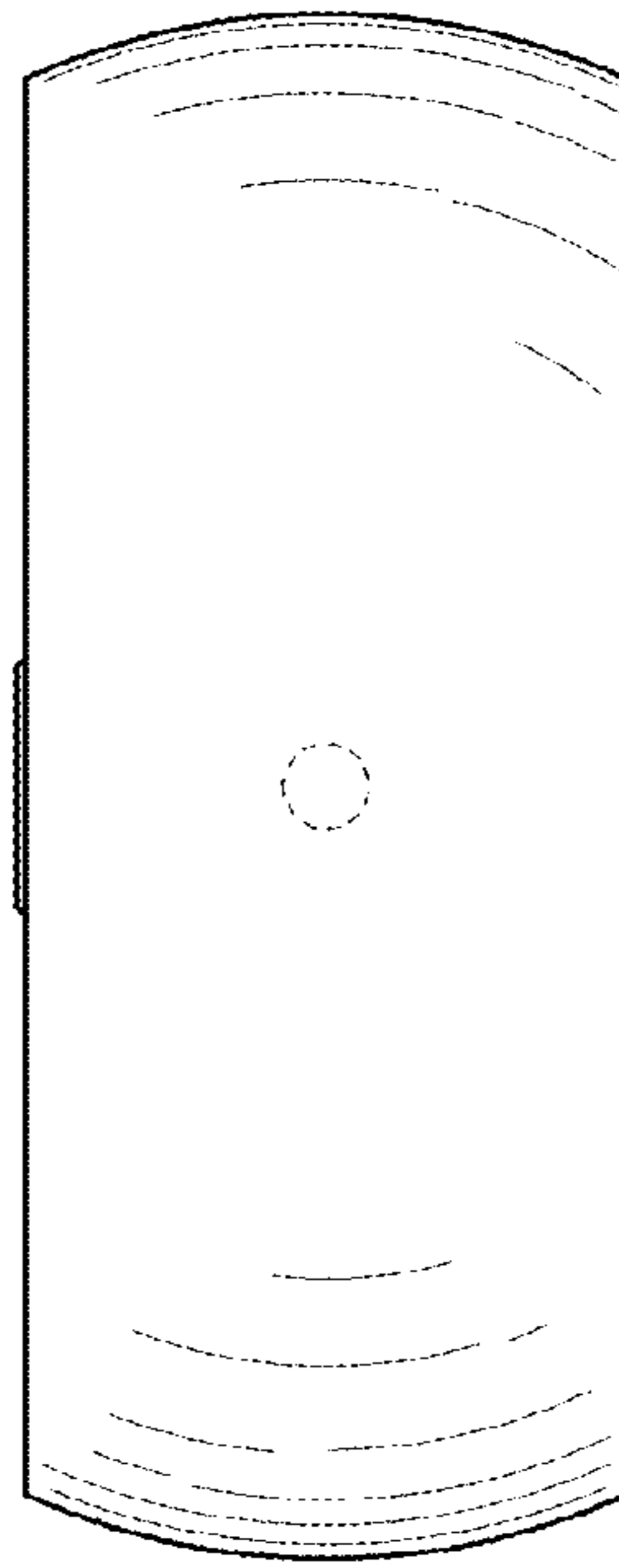


Fig. 5




Fig. 6

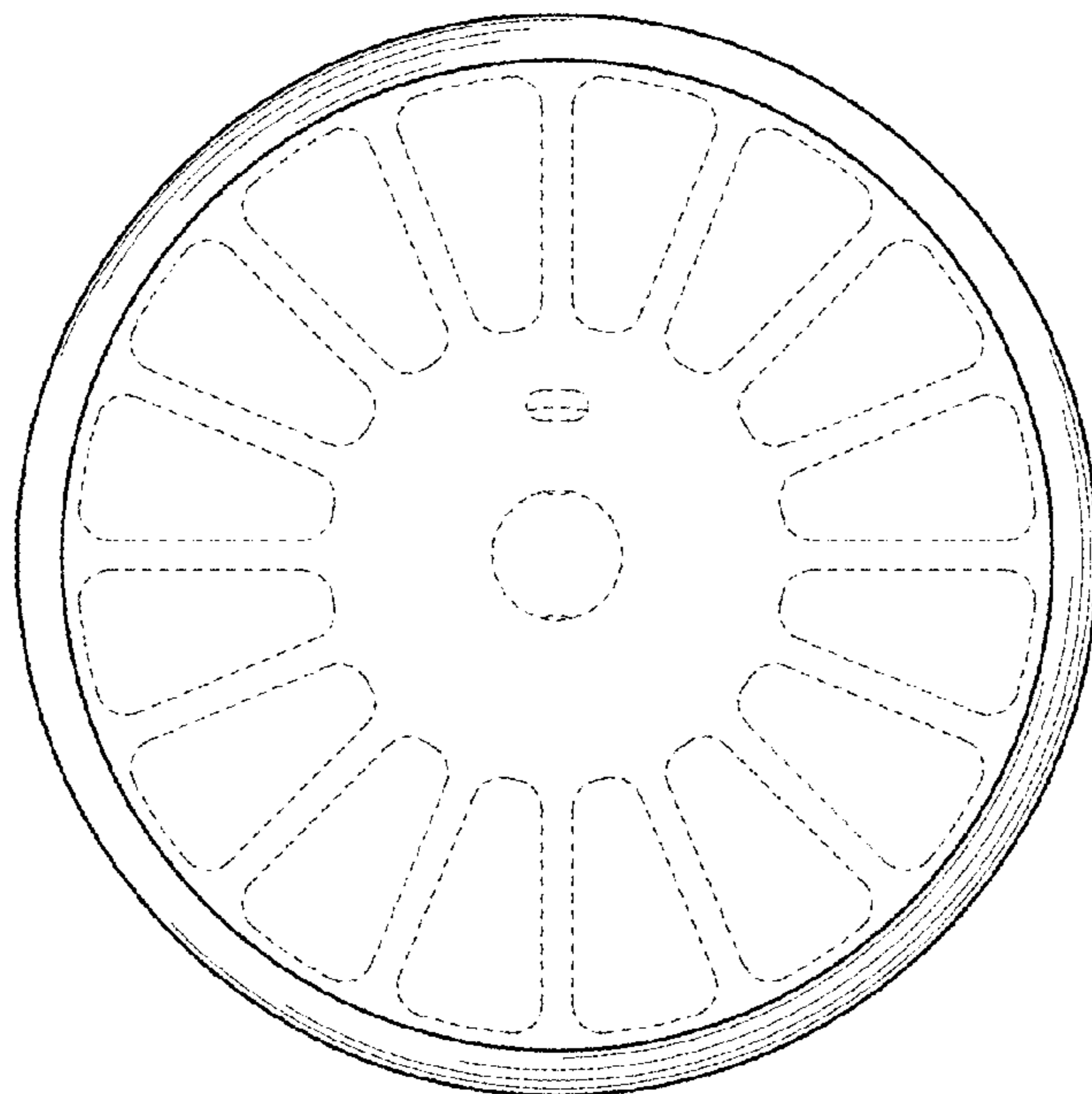


Fig. 7