US0D1034992S

(12) United States Design Patent

Zhang et al.

(10) Patent No.: US D1,034,992 S
(45) Date of Patent: ** Jul. 9, 2024

(54) **ANVIL FOR SURGICAL STAPLER**

(71) Applicant: **Cilag GmbH International**, Zug (CH)

(72) Inventors: **Jie Zhang**, Pudong District (CN); **Junjie Wang**, Zhejiang (CN); **Qinglong Liu**, Shanghai (CN); **Sheng Ding**, Shanghai (CN); **Xiangchun Hong**, Shanghai (CN)

(73) Assignee: **Cilag GmbH International**, Zug (CH)

(**) Term: **15 Years**

(21) Appl. No.: **35/515,819**

(22) Filed: **Oct. 6, 2022**

(80) **Hague Agreement Data**

Int. Filing Date: **Oct. 6, 2022**
Int. Reg. No.: **DM/225473**
Int. Reg. Date: **Oct. 6, 2022**
Int. Reg. Pub. Date: **Dec. 23, 2022**

(30) **Foreign Application Priority Data**

Apr. 8, 2022 (CN) 202230195870.4

(51) **LOC (14) Cl.** **24-02**
(52) **U.S. Cl.**
USPC **D24/145**
(58) **Field of Classification Search**
USPC D24/107, 133, 143, 145, 146, 147
CPC A61B 17/07207; A61B 17/064; A61B 2017/07271; A61B 2017/07214; A61B 2017/07257; A61B 2017/07242; A61B 2017/0725
See application file for complete search history.

(56) **References Cited**

U.S. PATENT DOCUMENTS

D271,714 S * 12/1983 Green D24/145
D271,796 S * 12/1983 Green D24/145
D272,273 S * 1/1984 Green D8/68
D272,275 S * 1/1984 Green D8/68
D282,487 S * 2/1986 Green D24/145
D286,440 S * 10/1986 Green D24/145
D294,294 S * 2/1988 Green D24/145
D297,764 S * 9/1988 Hunt D24/145
D298,967 S * 12/1988 Hunt D24/145
D299,270 S * 1/1989 Green D24/145
D320,272 S * 9/1991 Green D24/145
D338,729 S * 8/1993 Sprecklemeier D24/143
(Continued)

Primary Examiner — Bao-Yen T Nguyen
Assistant Examiner — Amanda J Berlinski
(74) *Attorney, Agent, or Firm* — Frost Brown Todd LLP

(57) **CLAIM**

The ornamental design for an anvil for surgical stapler, as shown and described.

DESCRIPTION

1.1: Front view of an anvil for surgical stapler according to a first design;
1.2: Back view of the anvil for surgical stapler of **1.1**;
1.3: Left view of the anvil for surgical stapler of **1.1**;
1.4: Right view of the anvil for surgical stapler of **1.1**;
1.5: Top view of the anvil for surgical stapler of **1.1**;
1.6: Bottom view of the anvil for surgical stapler of **1.1**;
2.1: Front view of an anvil for surgical stapler according to a second design;
2.2: Back view of the anvil for surgical stapler of **2.1**;
2.3: Left view of the anvil for surgical stapler of **2.1**;
2.4: Right view of the anvil for surgical stapler of **2.1**;
2.5: Top view of the anvil for surgical stapler of **2.1**;
2.6: Bottom view of the anvil for surgical stapler of **2.1**;
2.7: Perspective view of the anvil for surgical stapler of **2.1**; and
2.8: View showing anvil for surgical stapler of **2.1** in use.
The broken lines shown in the figures depict portions of the anvil for surgical stapler that form no part of the claimed design.

1 Claim, 14 Drawing Sheets

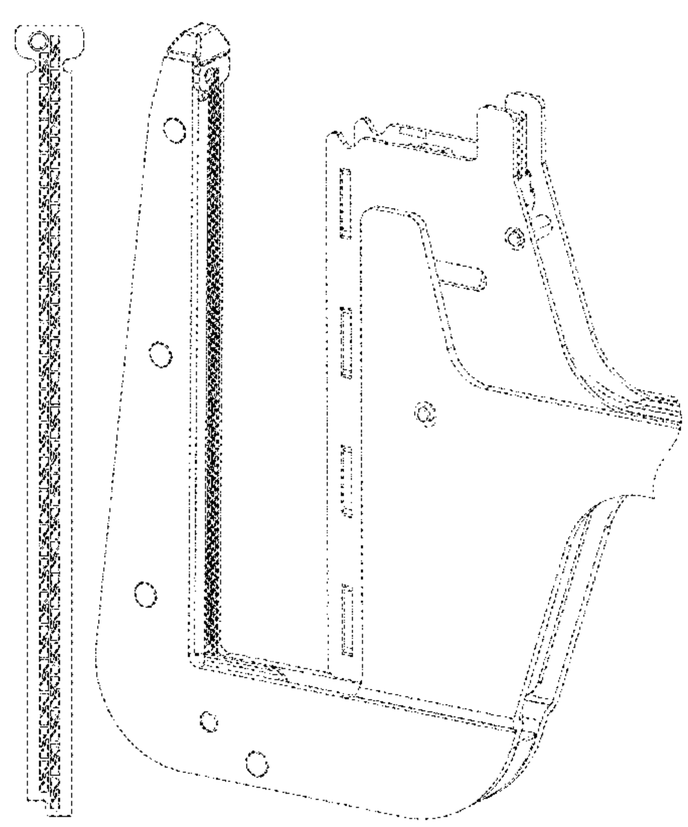

(56) **References Cited**

U.S. PATENT DOCUMENTS

5,810,240	A	*	9/1998	Robertson	A61B 17/072 227/176.1
D441,865	S	*	5/2001	Racenet	D24/145
D831,209	S	*	10/2018	Huitema	A61B 17/07207 D24/145
D836,198	S	*	12/2018	Harris	A61B 17/07207 D24/145
D836,199	S	*	12/2018	Schowalter	A61B 17/07207 D24/145
D847,989	S	*	5/2019	Shelton, IV	A61B 17/07207 D24/145
D850,617	S	*	6/2019	Shelton, IV	A61B 17/07207 D24/145
D865,175	S	*	10/2019	Widenhouse	D24/145
D869,655	S	*	12/2019	Shelton, IV	D24/145
D904,612	S	*	12/2020	Wynn	D24/145
D914,878	S	*	3/2021	Shelton, IV	D24/145
D950,728	S	*	5/2022	Bakos	D24/145
D966,512	S	*	10/2022	Shelton, IV	D24/145
D967,421	S	*	10/2022	Shelton, IV	D24/145
D975,278	S	*	1/2023	Shelton, IV	D24/145
D975,850	S	*	1/2023	Shelton, IV	D24/145
D975,851	S	*	1/2023	Shelton, IV	D24/145
D976,401	S	*	1/2023	Shelton, IV	D24/145
D978,349	S	*	2/2023	White	D24/145
2011/0233261	A1	*	9/2011	Rao	A61B 17/068 227/175.1

* cited by examiner

1.1

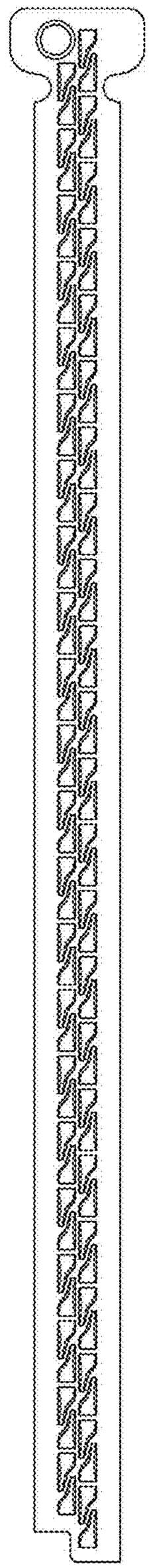

1.2

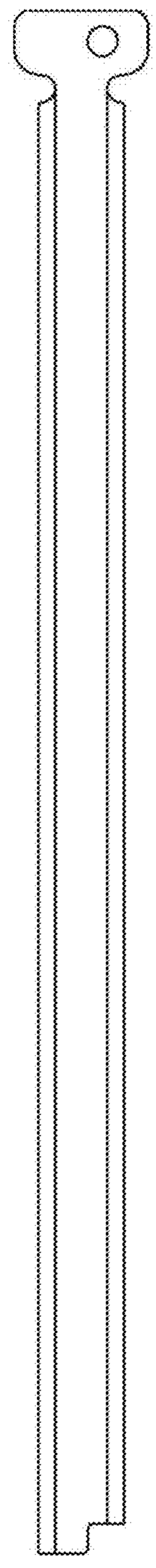

1.3

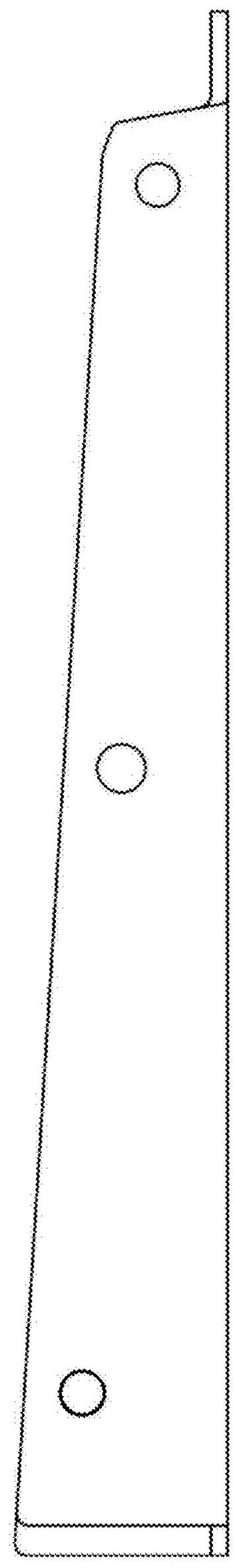

1.4

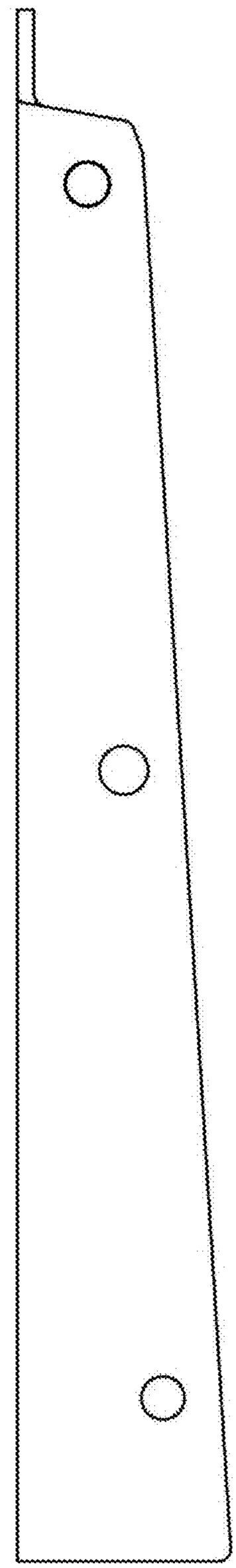

1.5

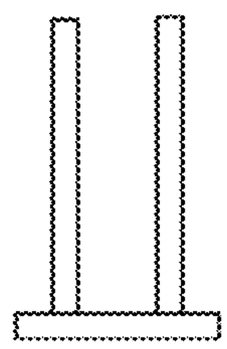

1.6

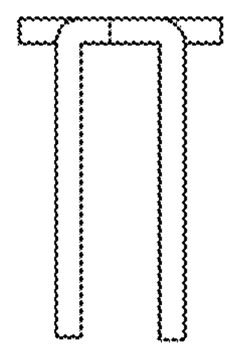

2.1

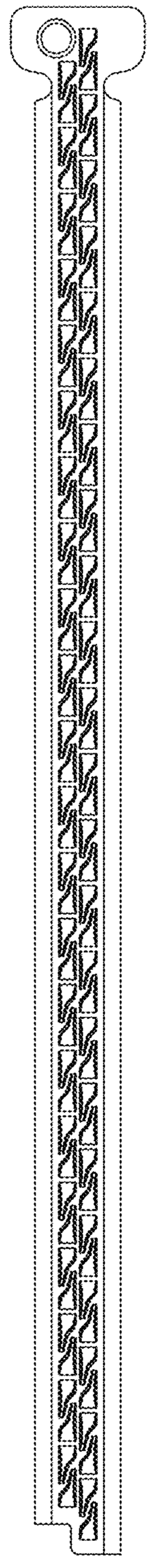

2.2

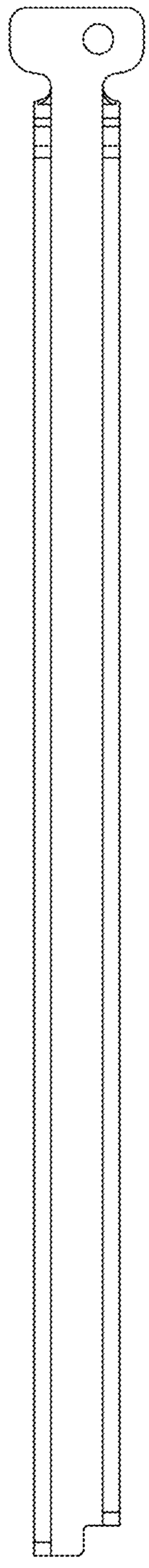

2.3

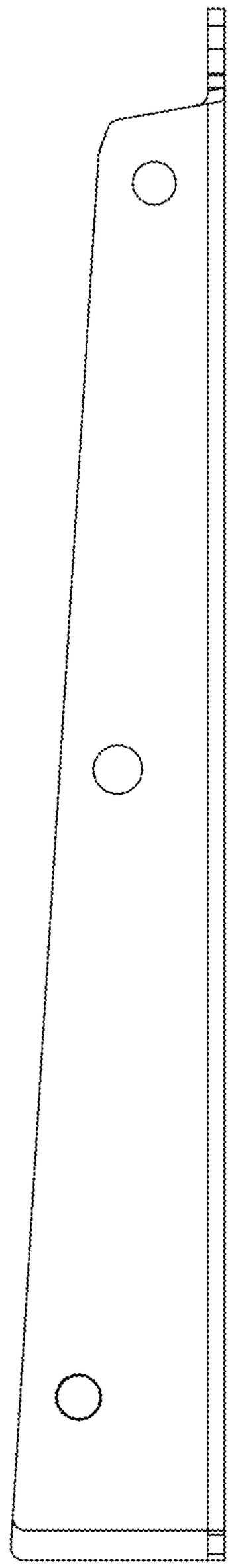

2.4

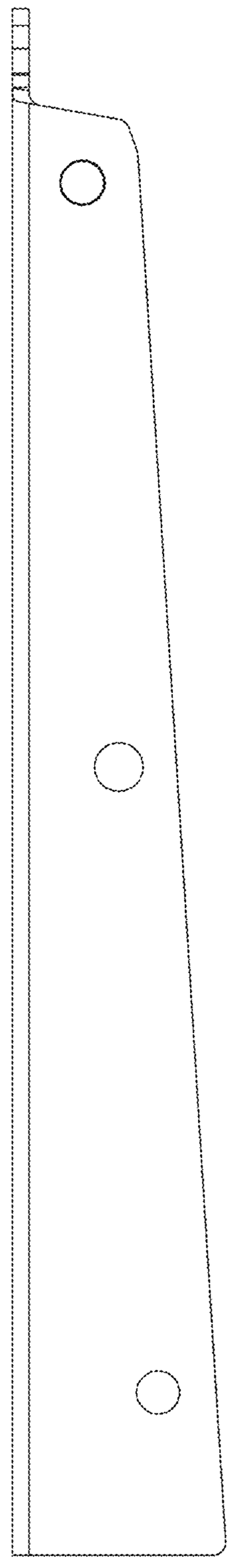

2.5

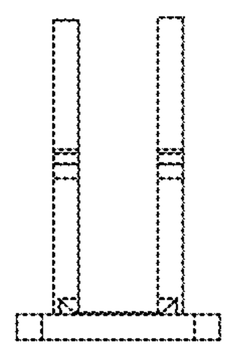

2.6

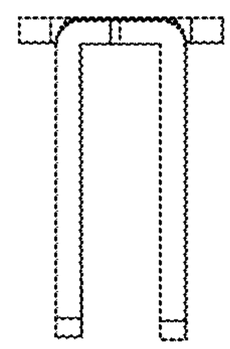

2.7

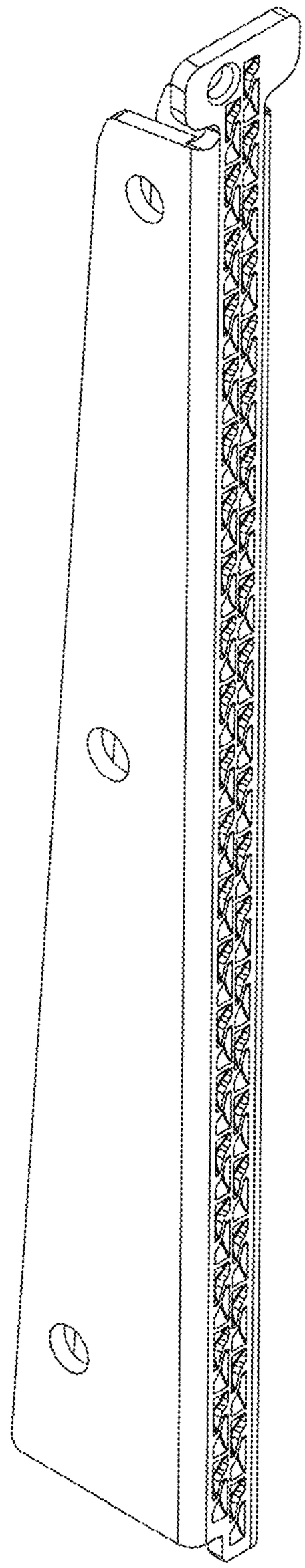
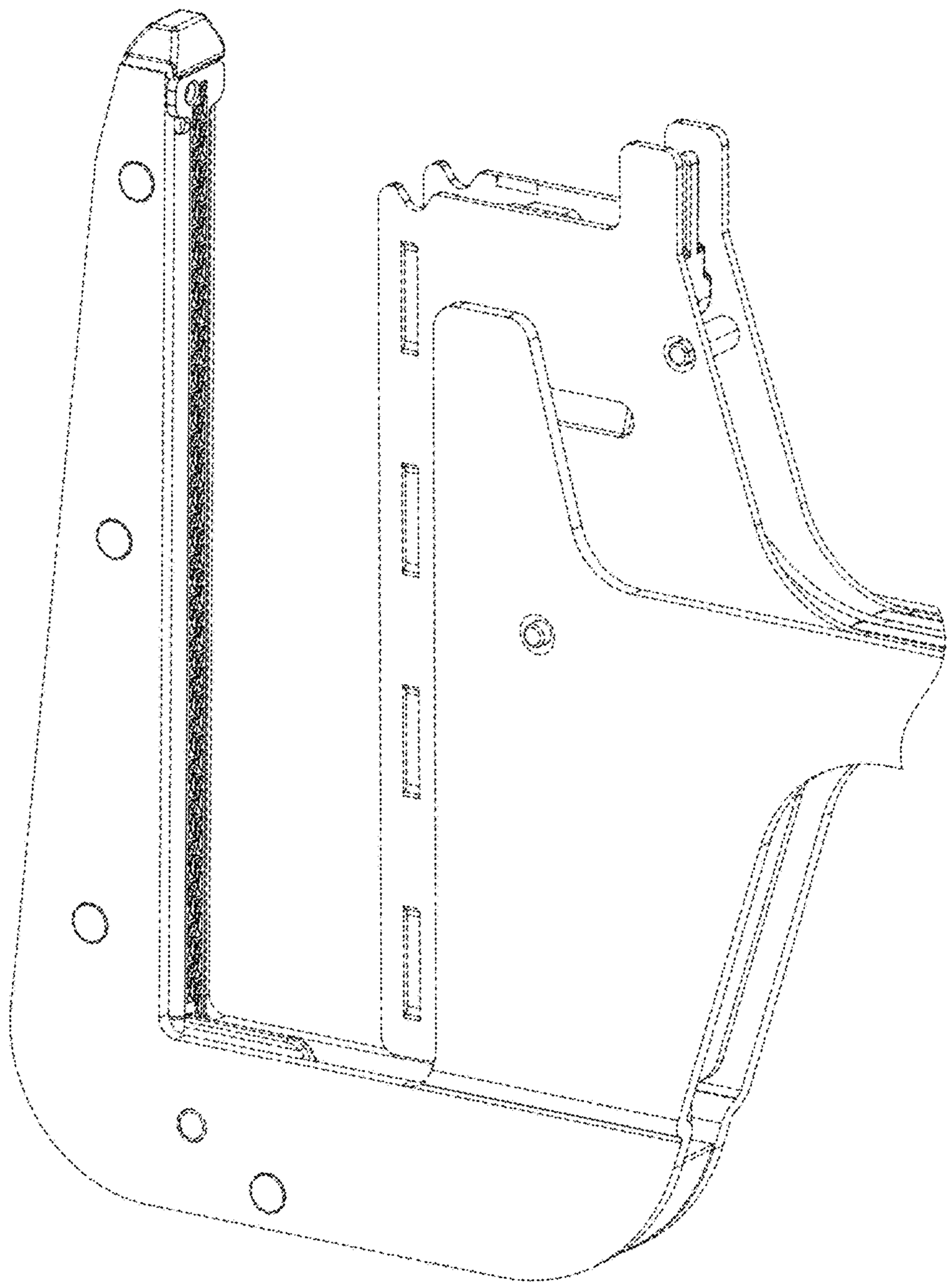
2.8