



US0D1034115S

(12) **United States Design Patent** (10) **Patent No.:** **US D1,034,115 S**
Guo (45) **Date of Patent:** **** Jul. 9, 2024**

(54) **PLANTS-AND-FLOWERS PLANTER AND GROWTH SUPPORT**

(71) Applicant: **Fanyu Guo**, Vienna, VA (US)

(72) Inventor: **Fanyu Guo**, Vienna, VA (US)

(**) Term: **15 Years**

(21) Appl. No.: **29/926,169**

(22) Filed: **Jan. 29, 2024**

(51) **LOC (14) Cl.** **08-01**

(52) **U.S. Cl.**
USPC **D8/1**

(58) **Field of Classification Search**
USPC D6/403; D8/1, 349, 354
CPC A01G 31/06; A01G 9/022; A01G 31/02;
A01G 9/12; A01G 9/122
See application file for complete search history.

(56) **References Cited**

U.S. PATENT DOCUMENTS

3,685,204 A	8/1972	O'Harra	
4,075,785 A *	2/1978	Jones	A01G 31/06
			47/62 A
4,164,094 A *	8/1979	Kempka	A01G 9/122
			D8/349
4,291,499 A *	9/1981	Prewer	A01G 31/02
			47/84
D262,350 S *	12/1981	Vincent	D8/1
4,454,684 A *	6/1984	O'Hare	A01G 31/06
			47/59 R
D282,788 S *	3/1986	Svanberg	D8/1
5,031,359 A *	7/1991	Moffett, Jr.	A01G 9/022
			47/82
5,363,594 A *	11/1994	Davis	A01G 9/022
			47/82

(Continued)

FOREIGN PATENT DOCUMENTS

WO 2015123587 A1 8/2015

OTHER PUBLICATIONS

“How to—Making a Thiccly GrowPole”, Jul. 11, 2022, YouTube.com, site visited Apr. 24, 2024: <https://www.youtube.com/watch?v=ivzv6OEVQg> (Year: 2022).*

(Continued)

Primary Examiner — Jack Reickel

Assistant Examiner — Michael A Kervin

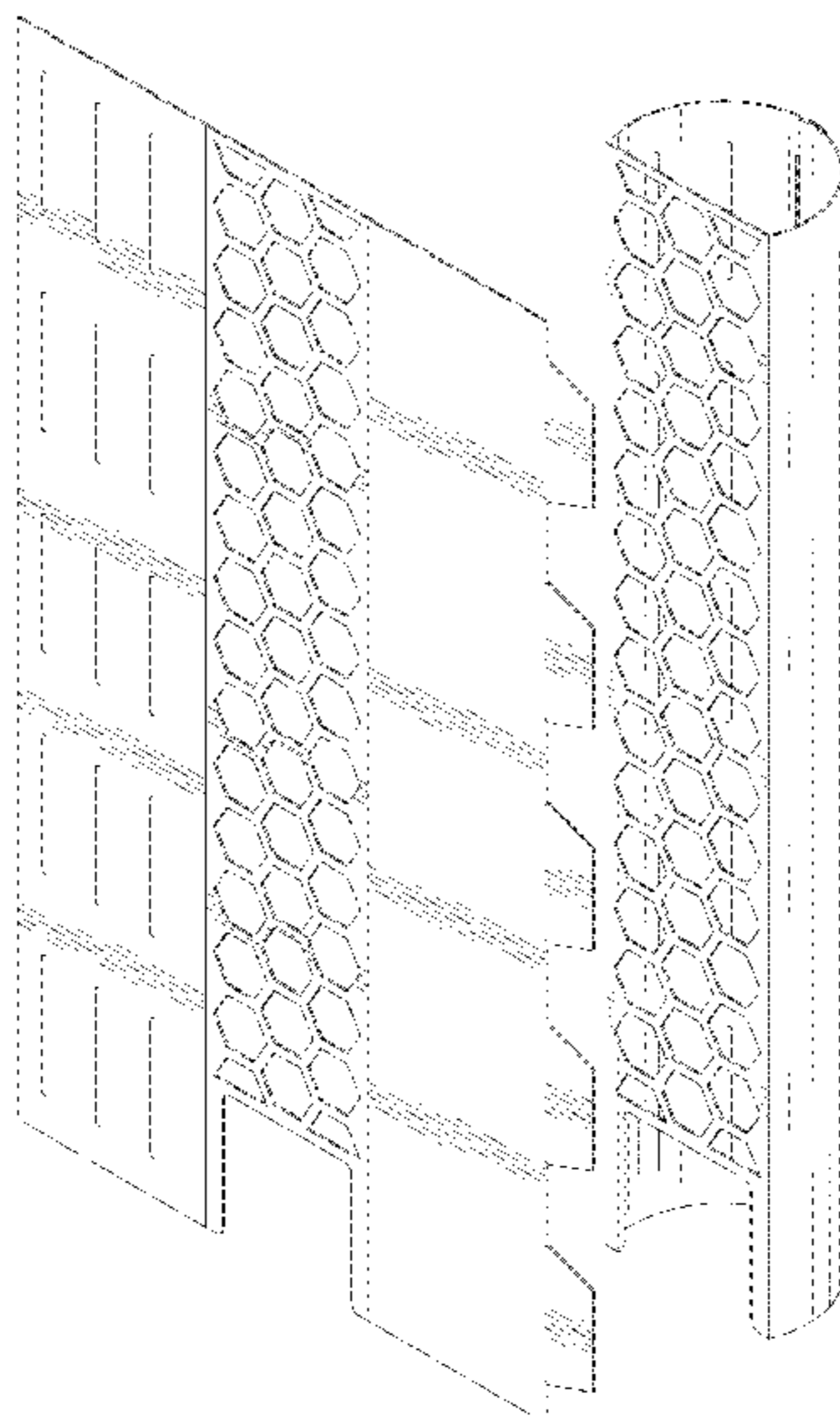
(57) **CLAIM**

The ornamental design for a plants-and-flowers planter and growth support, as shown and described.

DESCRIPTION

FIG. 1 is a top-front-left perspective view of a plants-and-flowers planter and growth support showing my new design; FIG. 2 is a bottom-rear-right perspective view thereof; FIG. 3 is a front elevational view thereof; FIG. 4 is a rear elevational view thereof; FIG. 5 is a top plan view thereof; FIG. 6 is a bottom plan view thereof; FIG. 7 is a right elevational view thereof; FIG. 8 is a left elevational view thereof; FIG. 9 is a top-front-left perspective view thereof, wherein the plants-and-flowers planter and growth support is shown in a first assembled configuration; FIG. 10 is a bottom-front-right perspective view thereof; FIG. 11 is a top-rear-left perspective view thereof; FIG. 12 is a bottom-rear-right perspective view thereof; FIG. 13 is a top-front-left perspective view thereof, wherein the plants-and-flowers planter and growth support is shown in a second assembled configuration; FIG. 14 is a bottom-front-right perspective view thereof; FIG. 15 is a top-rear-left perspective view thereof; and, FIG. 16 is a bottom-rear-right perspective view thereof.

1 Claim, 16 Drawing Sheets



(56)

References Cited

U.S. PATENT DOCUMENTS

5,471,783 A * 12/1995 McLean A01G 13/0243
229/4.5
D368,835 S * 4/1996 Weber D8/1
5,752,341 A 5/1998 Goldfarb
6,678,997 B1 * 1/2004 Howe A01G 9/028
47/65.5
6,755,513 B1 * 6/2004 Silverbrook B41J 2/145
347/85
D666,429 S * 9/2012 Dyda D6/403
8,516,743 B1 * 8/2013 Giacomantonio A01G 9/022
47/62 A
D854,386 S 7/2019 Bottari
10,863,679 B2 * 12/2020 Tyink A01G 9/249
D949,647 S 4/2022 Kohls et al.
11,297,783 B2 * 4/2022 DeFoor B32B 5/06
D986,106 S 5/2023 Zhan
11,723,328 B2 * 8/2023 Matera A01G 31/06
47/59 R
D1,014,206 S 2/2024 Chen
2003/0208953 A1 * 11/2003 McCamy A01G 13/0243
47/23.2
2006/0277824 A1 * 12/2006 Clair A47G 7/047
248/318
2008/0263944 A1 10/2008 McGaughey
2011/0226914 A1 * 9/2011 Fleming B65D 33/007
29/428
2011/0277382 A1 11/2011 Davis
2011/0281082 A1 * 11/2011 Wilson B29C 66/61
428/178
2013/0219785 A1 * 8/2013 Ritchotte A01G 9/12
47/45
2016/0029581 A1 * 2/2016 Martin A01G 31/02
47/62 A
2018/0084739 A1 * 3/2018 Bottari A01G 13/0243
2019/0269079 A1 * 9/2019 Klein F16B 7/0433
2022/0071104 A1 * 3/2022 Cheng F16B 7/182
2023/0309463 A1 10/2023 Chen
2024/0008420 A1 * 1/2024 Cichonski A01G 9/023

OTHER PUBLICATIONS

“Haispring Plastic Moss Pole”, Sep. 9, 2022, Amazon.ca, site visited Apr. 24, 2024: <https://www.amazon.ca/dp/B0BDRL4KNW> (Year: 2022).*

“SMUKHI—Clear Moss Pole—Hex”, Mar. 11, 2024, SMUKHI.nl via archive.org, site visited Apr. 24, 2024: <https://web.archive.org/web/20230927210305/https://smukhi.nl/products/clear-moss-pole-hex> (Year: 2024).*

Trellis Bliss, Trellis Bliss 80CM Coir Creeper Pole, Retrieved From Internet, Retrieved On Jan. 29, 2024, <URL: <https://trellisblissindia.com/products/trellis-bliss-80cm-coir-creeper-pole>>.

Hairspring Store, Plastic Moss Pole 4 Pcs Plant Stakes Extending to 62 Inch for Training Indoor Climbing Plants Such as Monstera to Grow Upwards—Use Plant Support Poles Work with Sphagnum Moss or Other soils, Amazon.com, https://www.amazon.com/Haispring-Extending-Training-Climbing-Upwards-Use/dp/B0BDRL4KNW/ref=cm_cr_arp_d_product_top?ie=UTF8.

FloraEpiphytica, Foldable Moss Poles (Clear, Black, or White Plastic). 4 sizes (Mini, S, M, L). Stackable. For climbing aroids., Etsy.com, https://www.etsy.com/listing/1359782406/foldable-moss-poles-clear-black-or-white?click_key=8d1db4defa35a972f666111c54cd994b0436da9f%3A1359782406&click_sum=f65379ec&ref=shop_home_feat_1&pro=1&sts=1.

Mythos3Design, D-Shaped Modular Moss Pole—12.5 cm (5") Wide 30 cm (12")Tall—Stackable—Stake in soil or Zip to pot, Etsy.com, https://www.etsy.com/listing/1389287978/d-shaped-modular-moss-pole-125-cm-5-wide?ga_order=most_relevant&ga_search_type=all&ga_view_type=gallery&ga_search_query=moss+pole+for+plants&ref=sc_gallery-1-6&sts=1&plkey=ce7f9e48becdec4c1419d5dd5710418603b3ee51%3A1389287978.

HousePlantEssentials, Super Clear Moss Pole D shaped Stackable Multiple Sizes, Etsy.com, https://www.etsy.com/listing/1452978252/super-clear-moss-pole-d-shaped-stackable?ga_order=most_relevant&ga_search_type=all&ga_view_type=gallery&ga_search_query=moss+pole+for+plants&ref=sr_gallery-1-13&sts=1&organic_search_click=1.

* cited by examiner

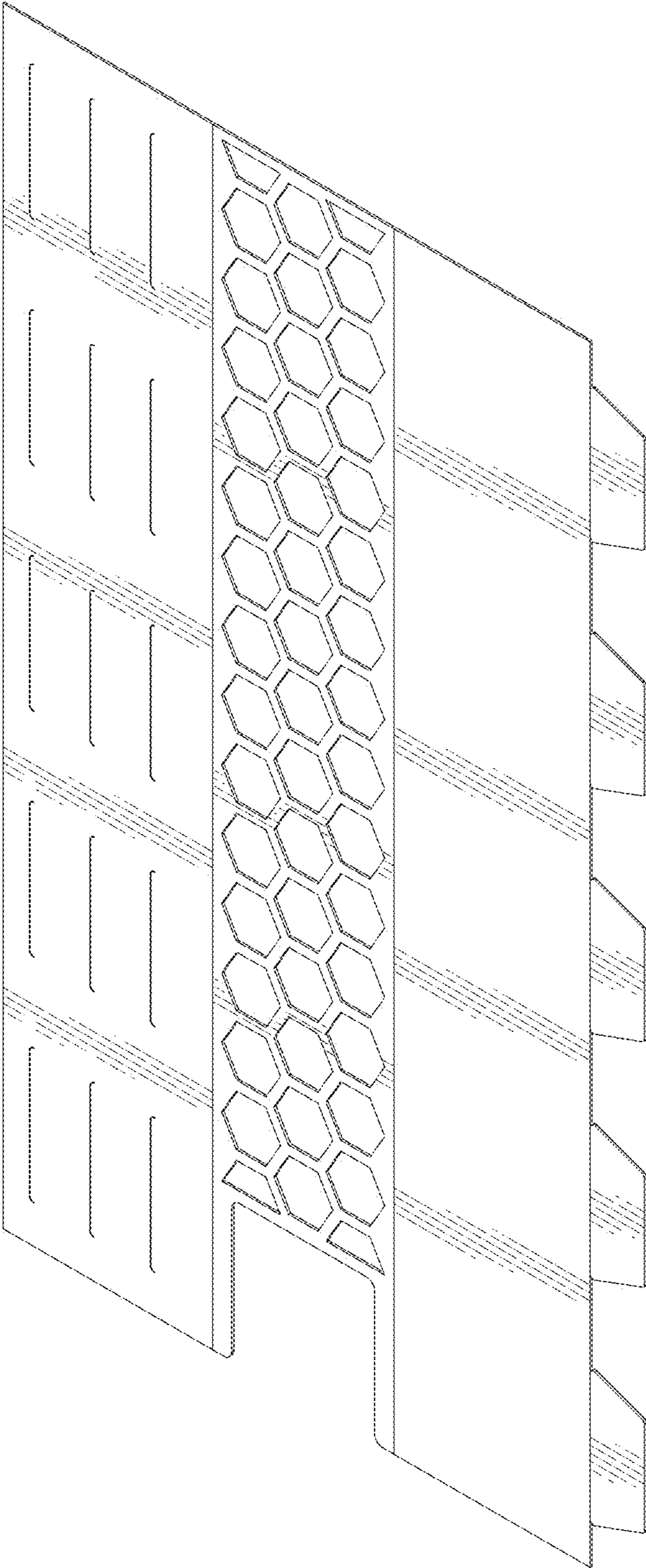


FIG. 1

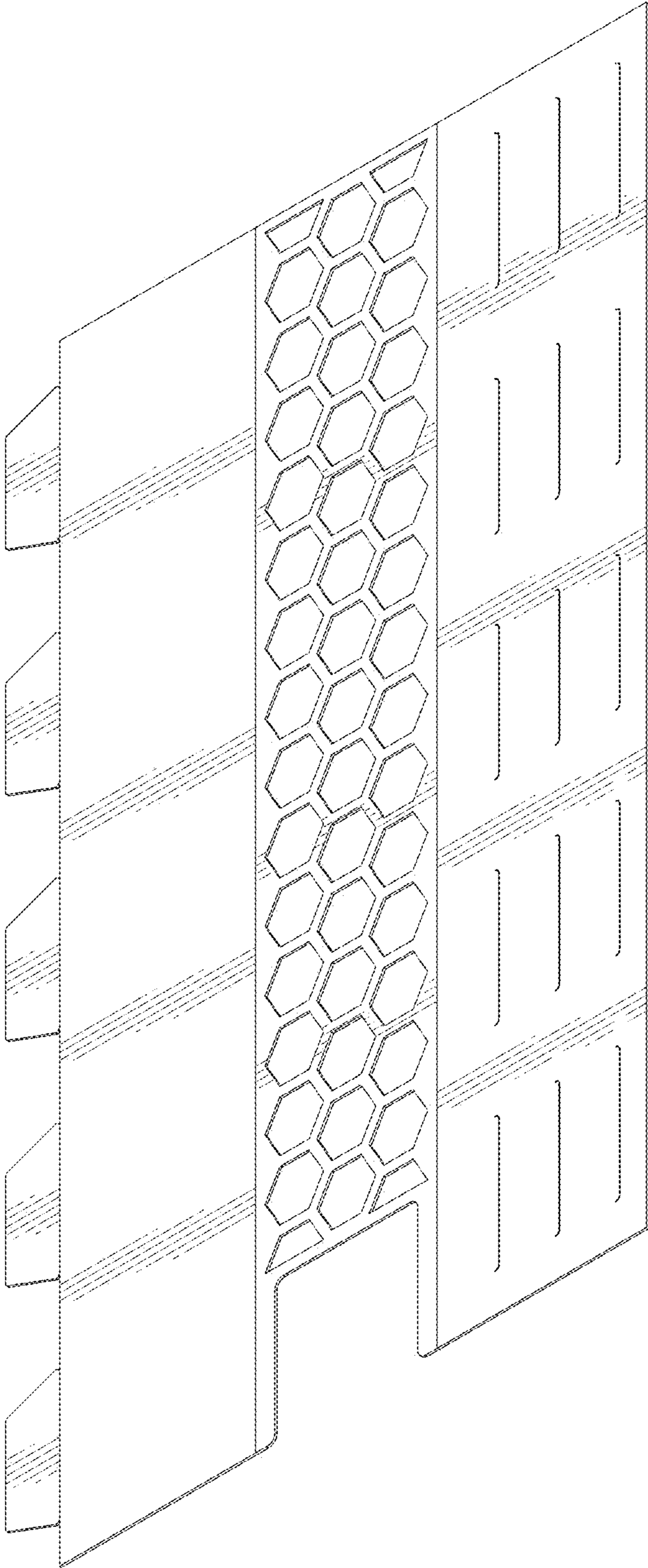


FIG. 2

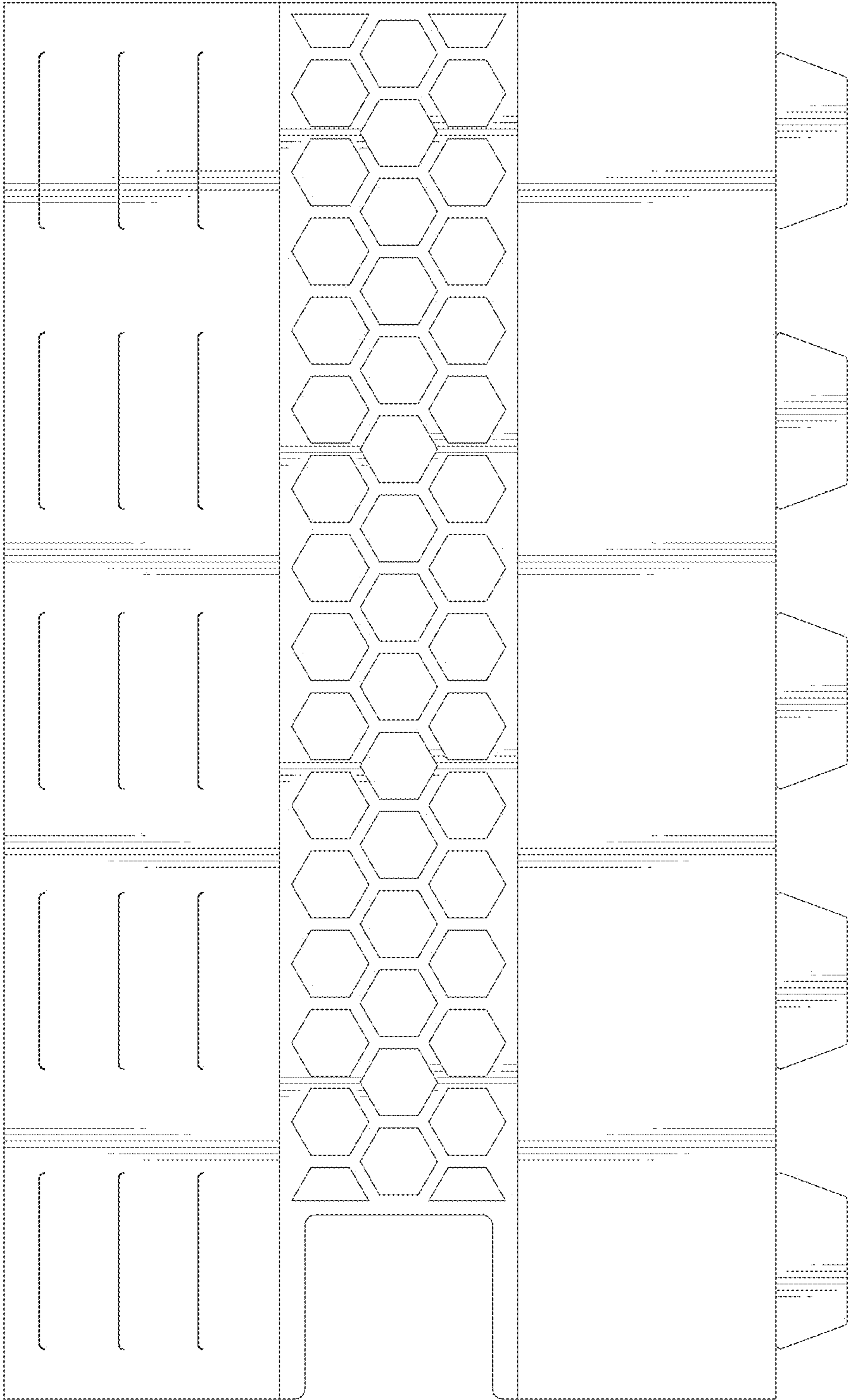


FIG. 3

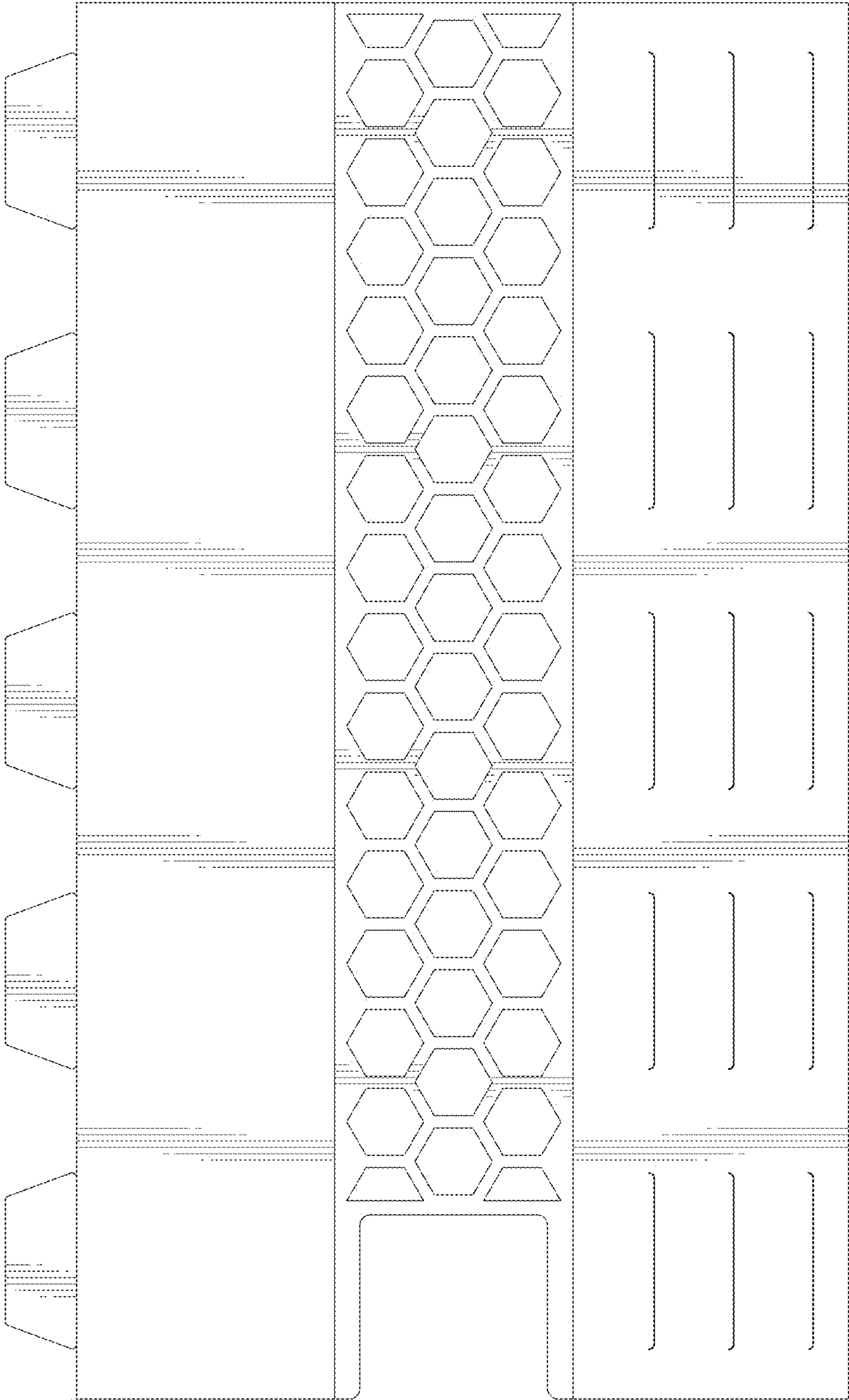


FIG. 4

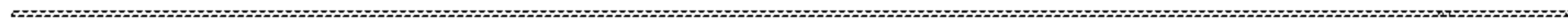


FIG. 5

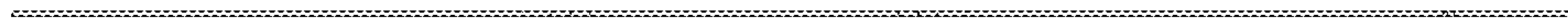


FIG. 6

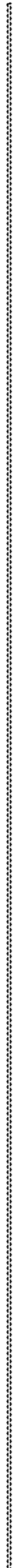


FIG. 7

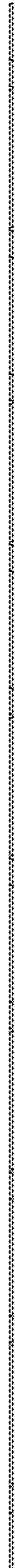


FIG. 8

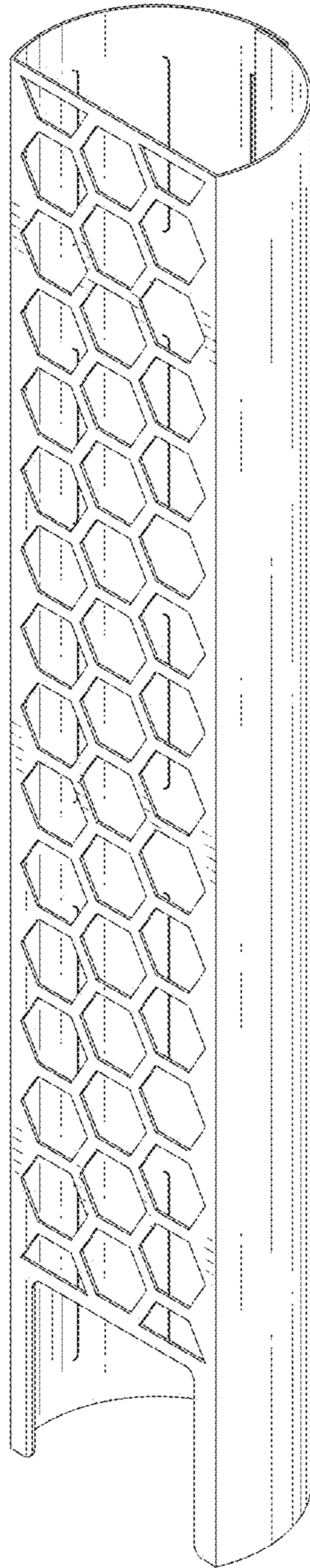


FIG. 9

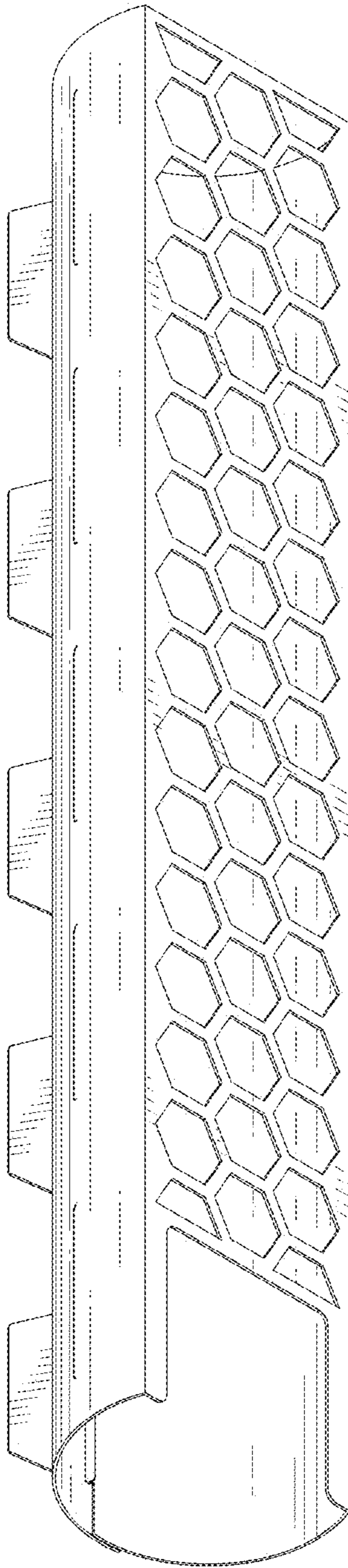


FIG. 10

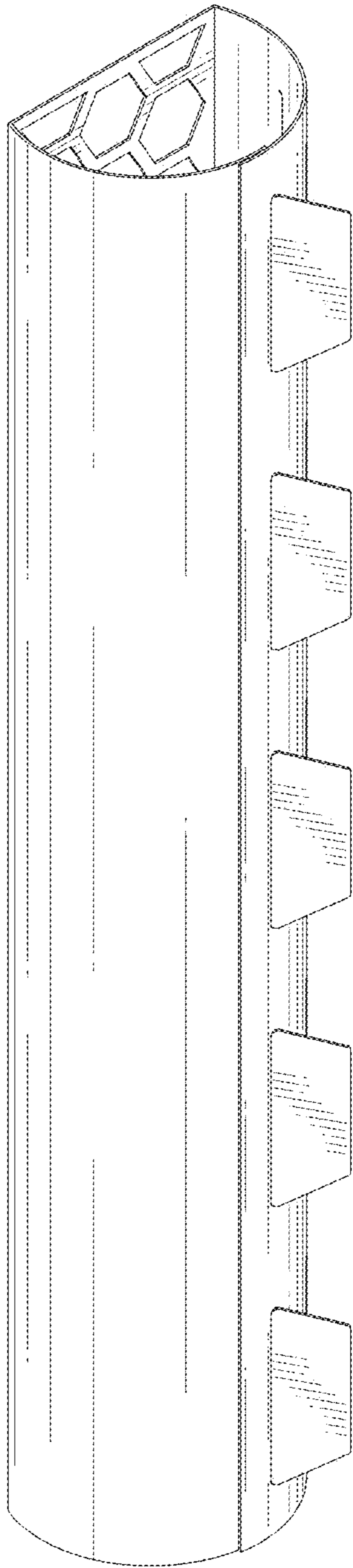


FIG. 11

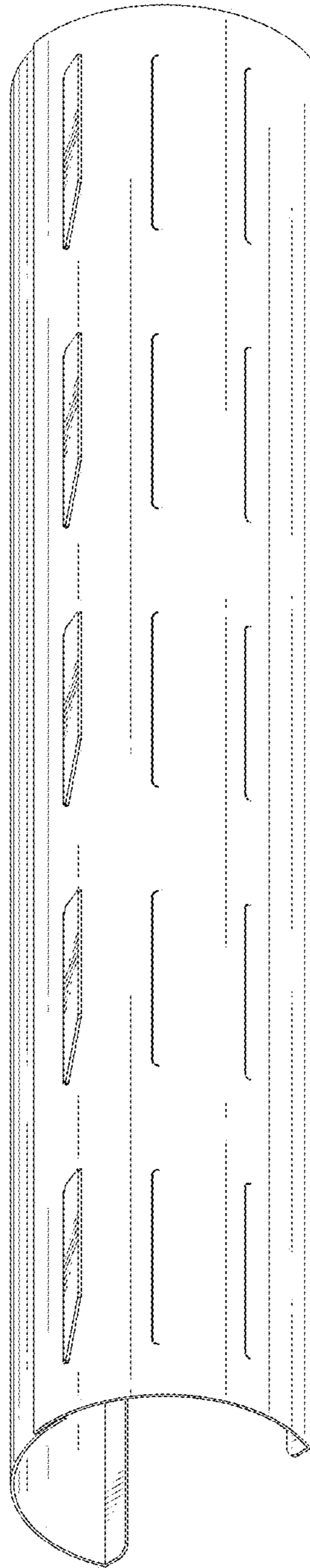


FIG. 12

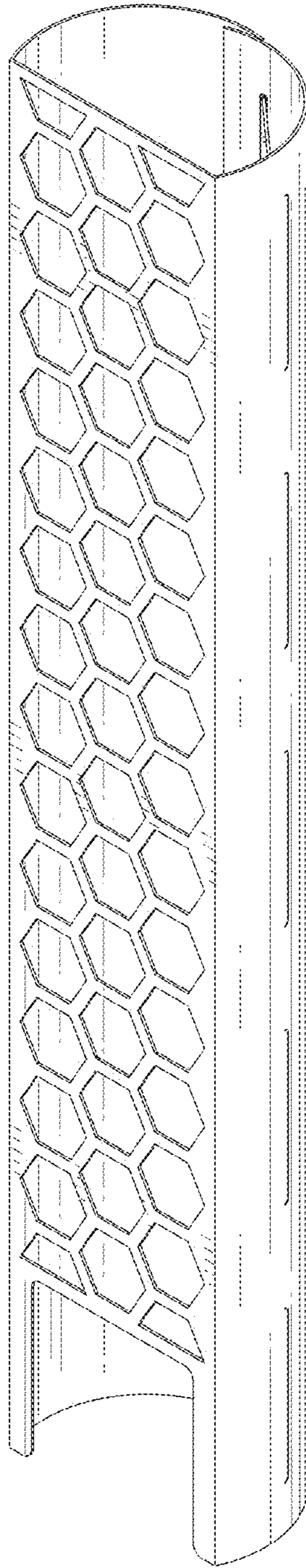


FIG. 13

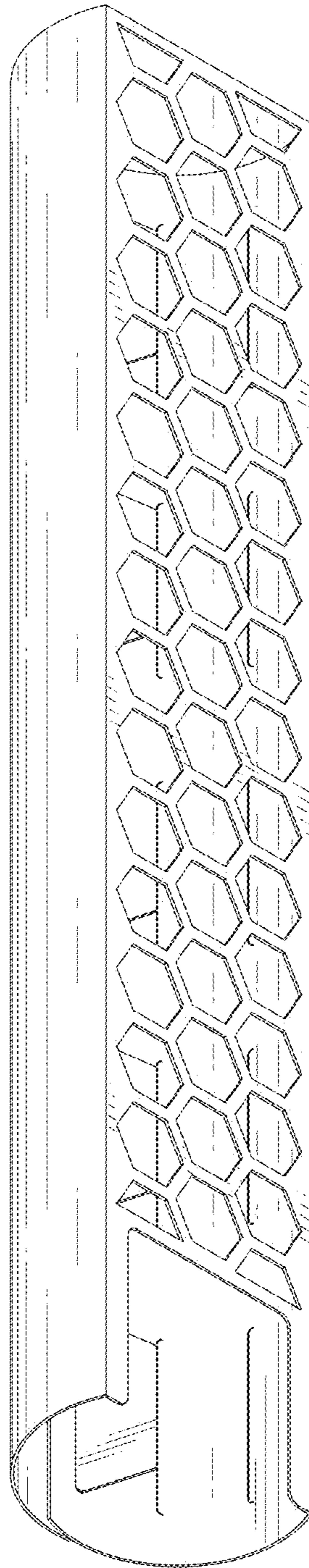


FIG. 14

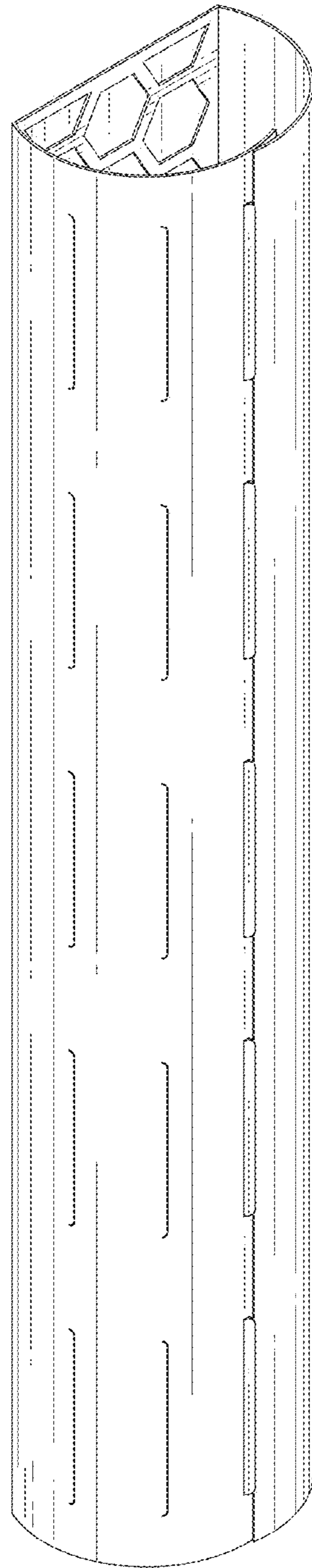


FIG. 15




FIG. 16