



US0D1033105S

(12) **United States Design Patent** (10) **Patent No.: US D1,033,105 S**
Carr et al. (45) **Date of Patent: ** Jul. 2, 2024**

(54) **CHAIR**

(71) Applicant: **SMITH SYSTEM MANUFACTURING COMPANY**, Carrollton, TX (US)
(72) Inventors: **Roger John Carr**, Surry (GB); **David Alun Williams**, Ringwood (GB); **Mark McKenna**, East Grand Rapids, MI (US); **Bruce Smith**, East Grand Rapids, MI (US); **Donald Jeffrey Christian**, West Nyack, NY (US); **Randall Joseph Kastalanych**, Plano, TX (US); **Jack Wayne Johnson**, McKinney, TX (US); **John R. Kutzke**, The Colony, TX (US)

(73) Assignee: **SMITH SYSTEM MANUFACTURING COMPANY**, Carrollton, TX (US)

(**) Term: **15 Years**

(21) Appl. No.: **29/810,158**

(22) Filed: **Oct. 1, 2021**

(51) **LOC (14) Cl.** **06-06**

(52) **U.S. Cl.**
USPC **D6/716**

(58) **Field of Classification Search**
USPC D6/716, 334-381, 716.1-716.7, 717, 718
CPC A47C 3/18; A47C 3/00; A47C 3/04; A47C 3/12; A47C 3/20; A47C 3/36; A47C 4/54; A47C 5/12; A47C 5/14; A47C 7/004; A47C 7/002; A47C 7/00; A47C 7/006; A47C 9/002; A47C 9/007; A47C 9/00; A47C 9/10; A47C 9/02; A47C 9/025; A47C 9/08; A47C 9/04; A47C 9/027; A47C 9/06; A47C 12/00; A47C 13/00; A47C 16/02; A47C 16/04

See application file for complete search history.

(56) **References Cited**

U.S. PATENT DOCUMENTS

2,808,875 A 10/1957 Bargaen
3,883,176 A 5/1975 Morton
D255,183 S * 6/1980 Locher D6/366
D255,184 S * 6/1980 Locher D6/375

(Continued)

FOREIGN PATENT DOCUMENTS

JP 2835028 B2 12/1998
JP H11262424 A 9/1999

(Continued)

OTHER PUBLICATIONS

GB4022505, Application date: Nov. 24, 2011, Intellectual Property Office, Publication date: Jan. 12, 2012, Owner: Martin William Clarke. (Year: 2012).*

(Continued)

Primary Examiner — Mary Ann Calabrese
Assistant Examiner — Harper E Comstock
(74) *Attorney, Agent, or Firm* — Price Heneveld LLP

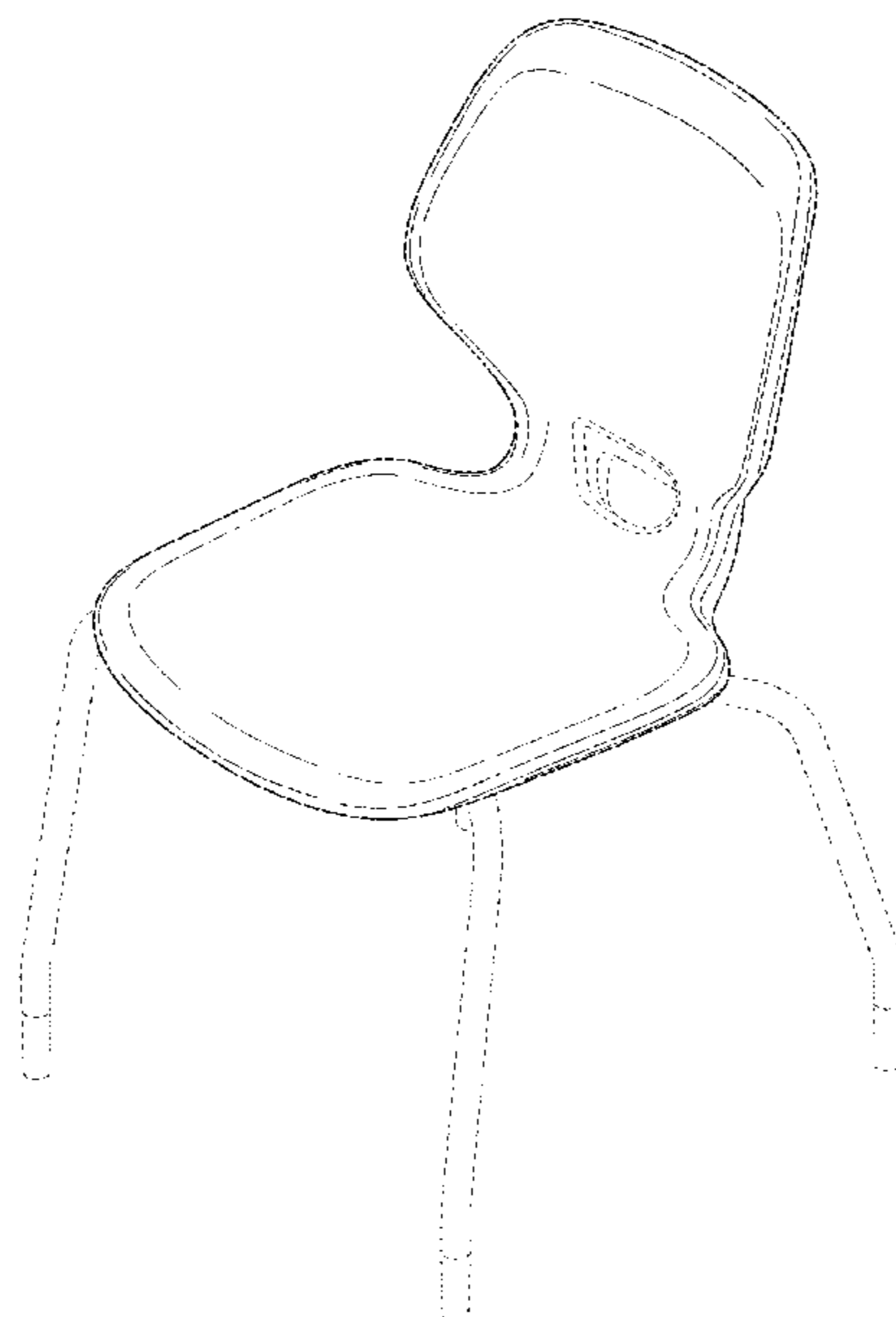
(57) **CLAIM**

The ornamental design for a chair, as shown and described.

DESCRIPTION

FIG. 1 is a top perspective view of a chair according to the design;
FIG. 2 is a front elevation view thereof;
FIG. 3 is a back elevation view thereof;
FIG. 4 is a right side elevation view thereof;
FIG. 5 is a left side elevation view thereof;
FIG. 6 is a top plan view thereof;
FIG. 7 is a bottom plan view thereof; and,
FIG. 8 is a bottom perspective view thereof.
The portions of the article shown in even broken line form no part of the claimed design.

1 Claim, 8 Drawing Sheets



(56)

References Cited

U.S. PATENT DOCUMENTS

D255,185 S * 6/1980 Locher D6/375
 4,647,109 A 3/1987 Christophersen et al.
 5,076,646 A 12/1991 Matte
 D355,090 S * 2/1995 Ivicovic D6/716
 5,393,126 A 2/1995 Boulva
 D421,344 S * 3/2000 Kaiser D6/334
 D422,806 S * 4/2000 Neil D6/375
 D464,208 S * 10/2002 Kwon D6/373
 D499,260 S * 12/2004 Glass D6/375
 D504,026 S * 4/2005 Glass D6/366
 7,040,709 B2 5/2006 Knoblock et al.
 D522,265 S * 6/2006 Glass D6/375
 D544,230 S 6/2007 Glass et al.
 D547,980 S * 8/2007 Glass D6/375
 D549,018 S * 8/2007 Glass D6/375
 7,270,378 B2 9/2007 Wilkerson et al.
 D553,377 S * 10/2007 Chan D6/366
 D553,380 S 10/2007 Natuzzi
 D566,979 S 4/2008 Cox et al.
 D572,049 S * 7/2008 Kerr D6/375
 D582,692 S * 12/2008 Kerr D6/375
 D597,758 S 8/2009 Barrett et al.
 7,600,820 B2 10/2009 Bouche et al.
 D609,489 S 2/2010 Adams et al.
 D611,740 S 3/2010 Koh
 D638,230 S * 5/2011 Roy D6/366
 D638,232 S * 5/2011 Roy D6/376
 D648,564 S * 11/2011 Johansson D6/375
 D659,444 S * 5/2012 James D6/375
 D683,558 S 6/2013 Rada et al.
 D683,559 S 6/2013 Weber et al.
 D686,857 S 7/2013 Fletcher
 8,678,504 B1 3/2014 Bakker et al.
 D707,461 S 6/2014 Rada et al.
 D742,153 S 11/2015 Hui et al.
 D743,180 S 11/2015 Mehaffey et al.
 D759,414 S * 6/2016 Mehaffey D6/375
 D764,850 S * 8/2016 Davidson D6/375
 D766,639 S 9/2016 Glass et al.
 D767,296 S 9/2016 Chen
 D796,883 S * 9/2017 Mehaffey D6/375
 D801,096 S 10/2017 Grabowski et al.
 D801,097 S * 10/2017 Grabowski D6/375
 D801,098 S 10/2017 Farber
 9,801,470 B2 10/2017 Mehaffey et al.
 D802,348 S 11/2017 Grabowski et al.
 D808,677 S * 1/2018 Grabowski D6/375
 D808,678 S * 1/2018 Grabowski D6/375
 D809,315 S 2/2018 Grabowski et al.
 D833,193 S 11/2018 Mehaffey et al.
 D833,767 S * 11/2018 Wilkinson D6/366
 D840,705 S * 2/2019 Grabowski D6/375
 D850,835 S * 6/2019 Read D6/375
 D857,415 S 8/2019 Grabowski et al.
 D868,494 S * 12/2019 Grabowski D6/375
 D870,481 S * 12/2019 Lee D6/375

10,610,021 B2 * 4/2020 Toland A47C 1/03222
 D908,382 S 1/2021 Iwasaki
 D912,429 S 3/2021 Bergsma
 D915,097 S 4/2021 Yu
 D921,393 S 6/2021 Nouvel et al.
 D928,541 S * 8/2021 Lin D6/709.2
 D939,851 S 1/2022 Nouvel et al.
 D1,011,110 S * 1/2024 Taylor, II D6/374
 2008/0116727 A1 5/2008 Cox et al.
 2009/0195047 A1 * 8/2009 Bouche A47C 3/04
 297/452.14
 2014/0077573 A1 3/2014 Schneider et al.
 2014/0252824 A1 * 9/2014 Saint Pierre A47C 7/448
 297/239

FOREIGN PATENT DOCUMENTS

JP 2003144264 A 5/2003
 JP D1300361 4/2007
 JP D1304597 5/2007
 JP UPD1333876 5/2008
 JP UPD1399111 9/2010
 JP D1401796 10/2010
 JP D1446876 6/2012
 JP 5615641 B2 10/2014
 JP D1520686 3/2015
 JP D1585178 8/2017
 JP 6327598 B2 5/2018
 JP D1612799 S 8/2018
 JP D1629499 S 3/2019

OTHER PUBLICATIONS

CN201830762025.4, Application date: Dec. 27, 2018, China National Intellectual Property Administration, Publication date: Aug. 6, 2019, Owner: Anji Henglin Technology Development Co Ltd, Creator: Wang Jiang Lin, Wang Zheng Xing (Year: 2019).
 Numbers Cantilever Chair Smith System, posted Jun. 27, 2023 [online]. [retrieved Jun. 27, 2023], Retrieved from internet, <https://smithsystem.com/furniture/Nos.cantilever-chair/> (Year: 2023).
 Learniture Stack Chair, first available Feb. 1, 2019 [online], [retrieved Oct. 2, 2023], Retrieved from internet, https://www.amazon.com/Learniture-LNT-TSE3002BB-SO-Academic-Mobile-Chair/dp/B07NC2ZZBK/ref=sr_1_49 (Year: 2019).
 KR3020210029098, application date: Jun. 18, 2021, Korean Intellectual Property Office, Publication date: Aug. 4, 2022, Owner: Namhee Kwon, Creator: Namhee Kwon. (Year: 2022).
 Anoka Shock Absorber Chair, first available Dec. 31, 2022 [online], [retrieved Feb. 5, 2024], Retrieved from internet, <https://ayisigilab.com/urun/anka-amortisorlu-sandalye-koday4200/> (Year: 2022).
 CN202330552314.2, Application date: Aug. 28, 2023, China National Intellectual Property Administration, Publication date: Jan. 23, 2024, Owner: Xing Qiwei, Creator: Xing Qiwei. (Year: 2024).
 CN202330525427.3, Application date: Aug. 16, 2023, China National Intellectual Property Administration, Publication date: Jan. 26, 2024, Owner: Lin Yizhi, Creator: Lin Yizhi. (Year: 2024).

* cited by examiner

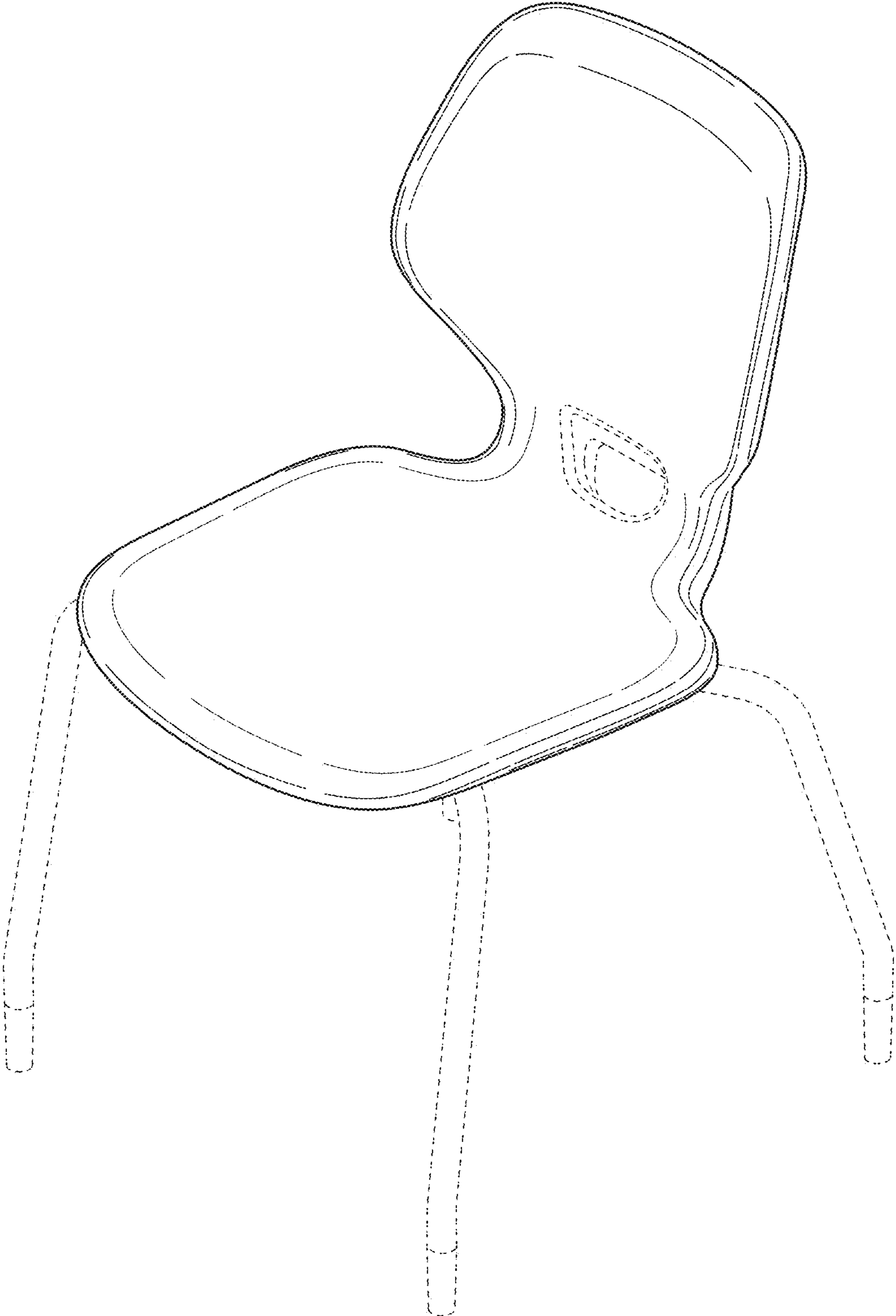


FIG. 1

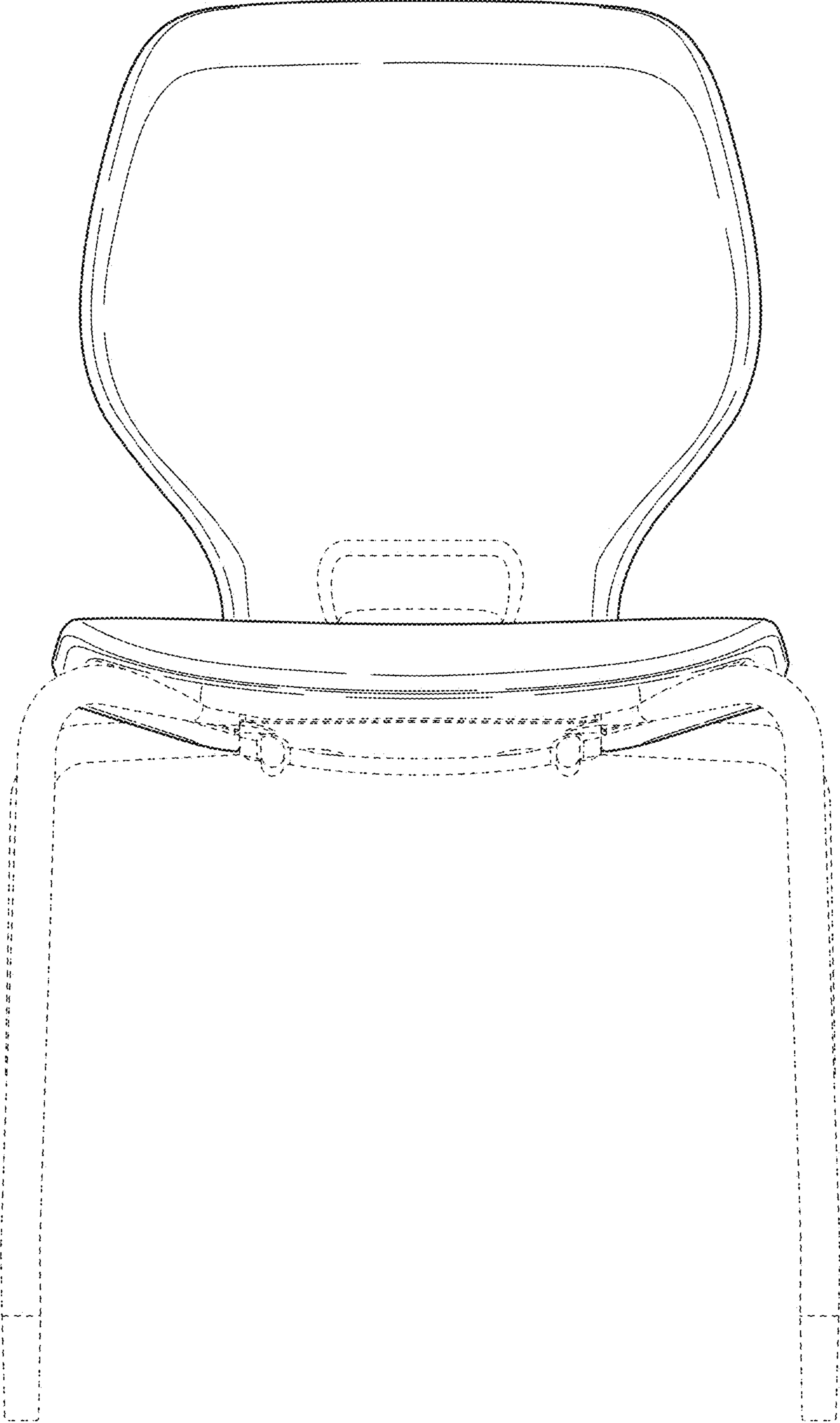


FIG. 2

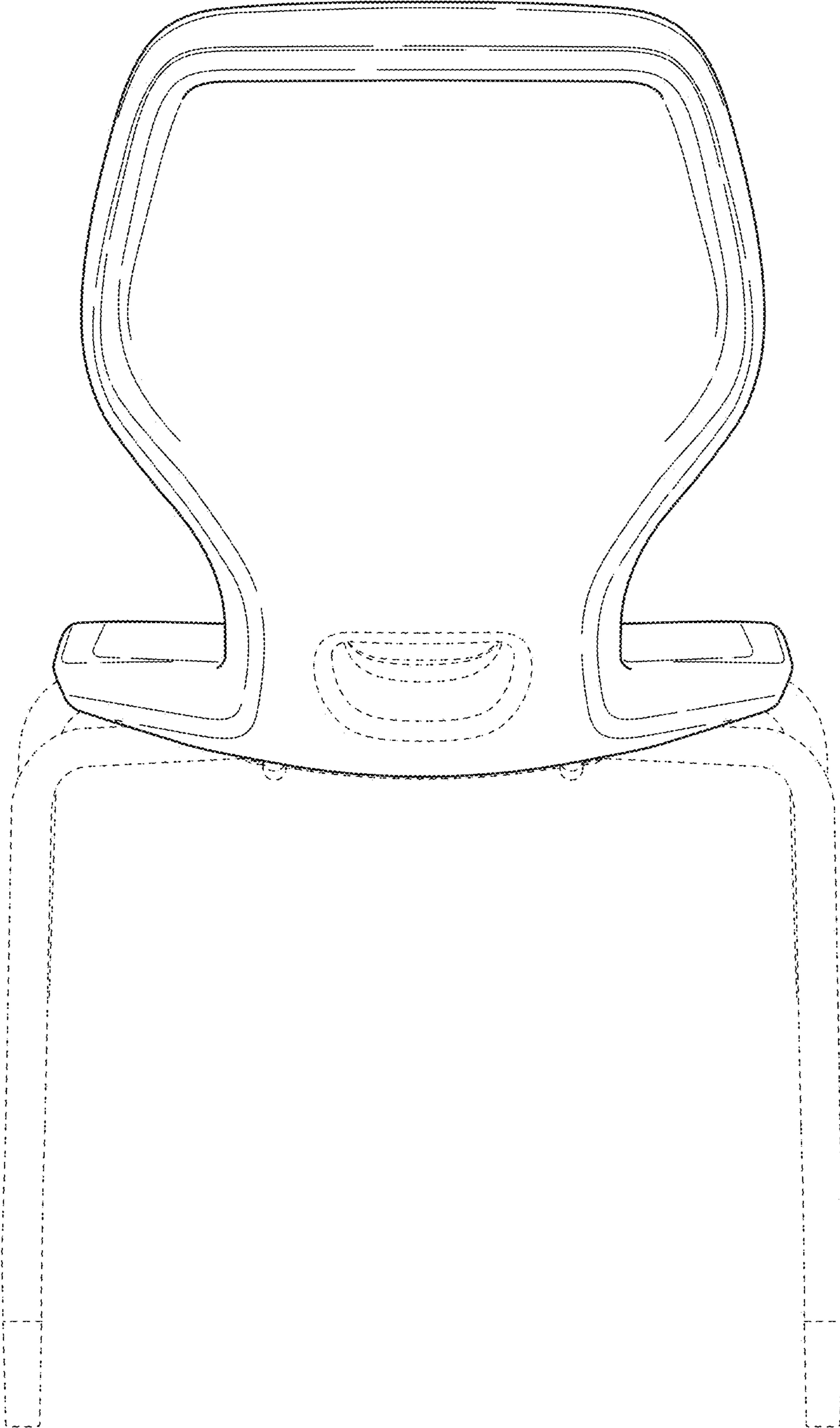


FIG. 3

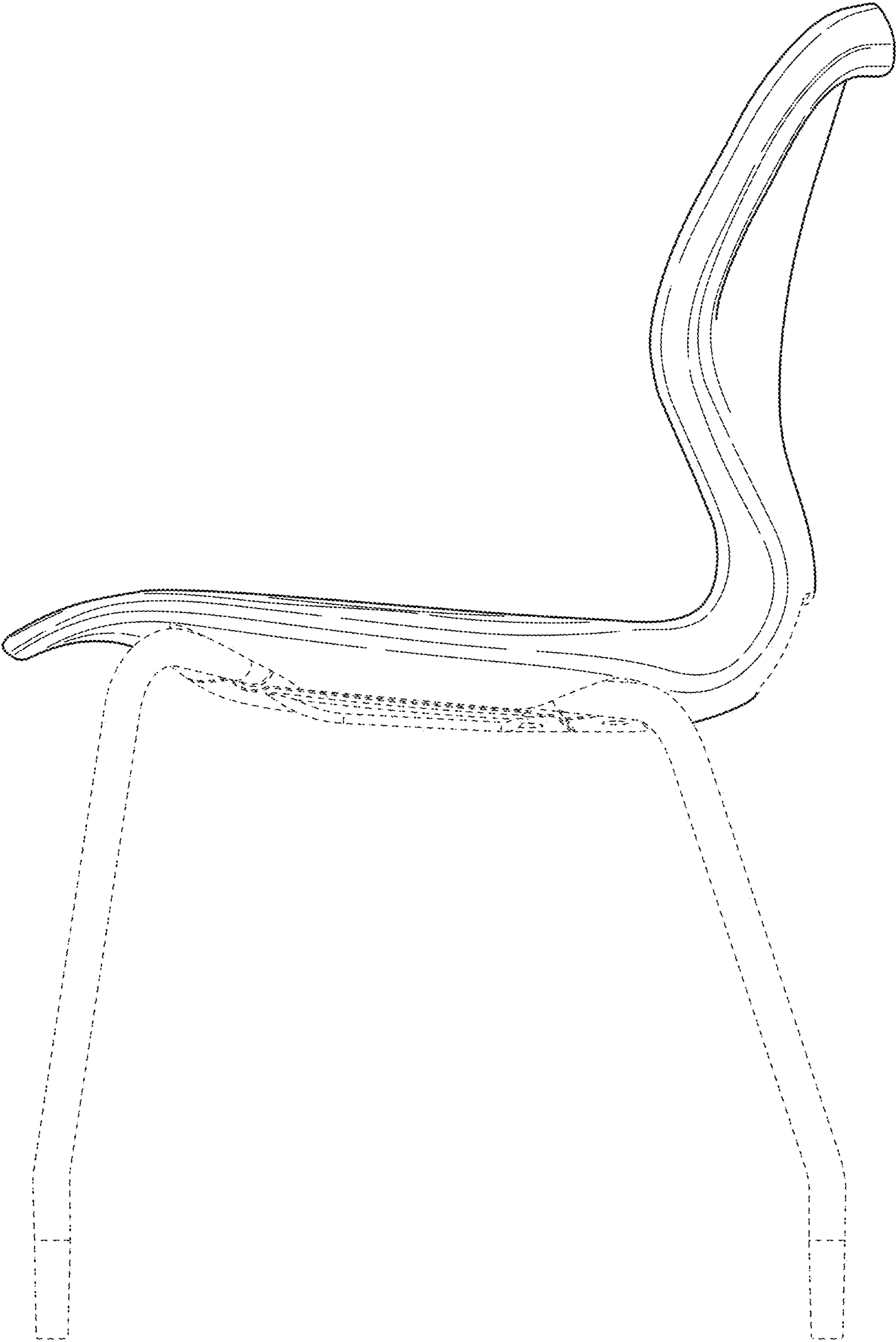


FIG. 4

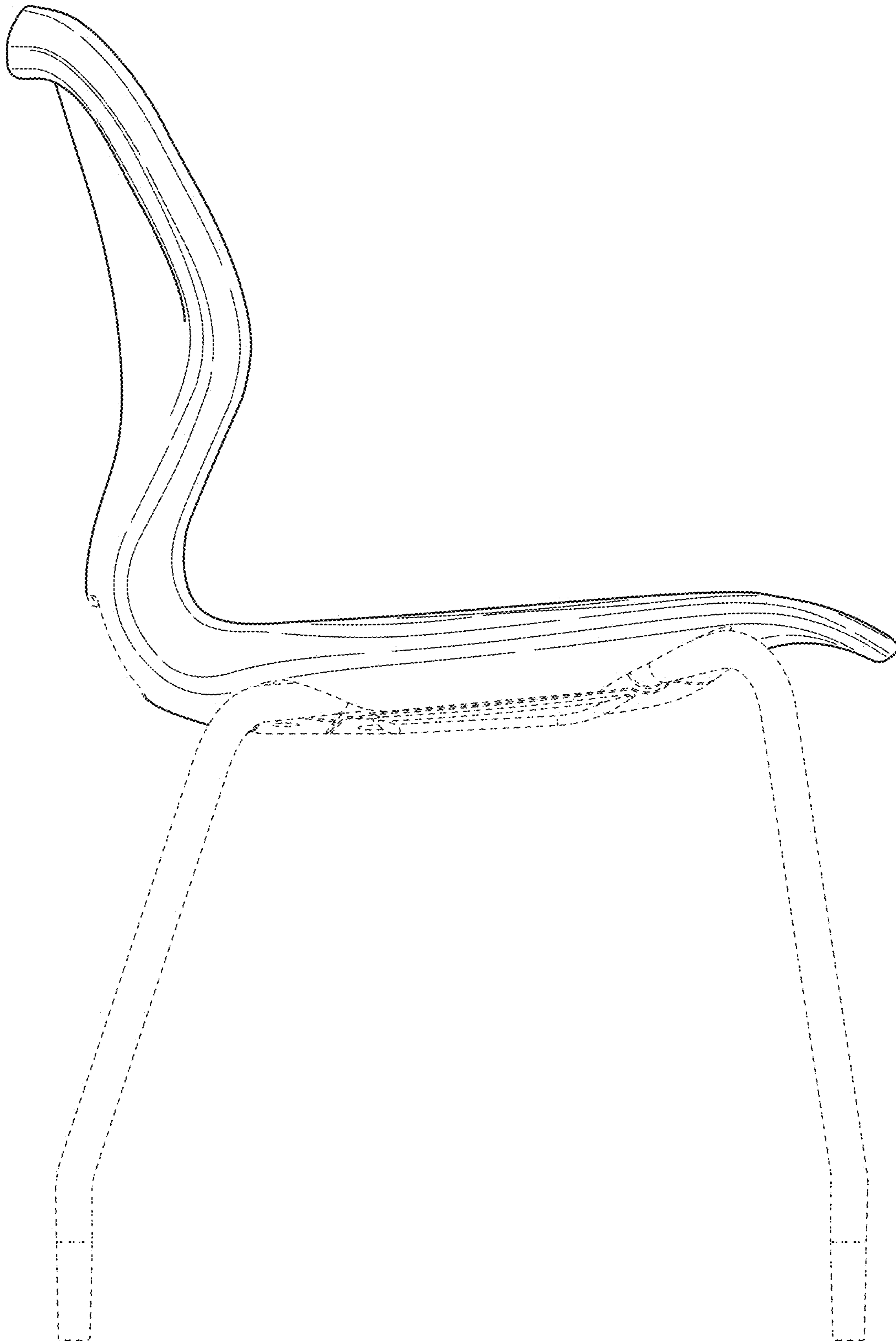


FIG. 5

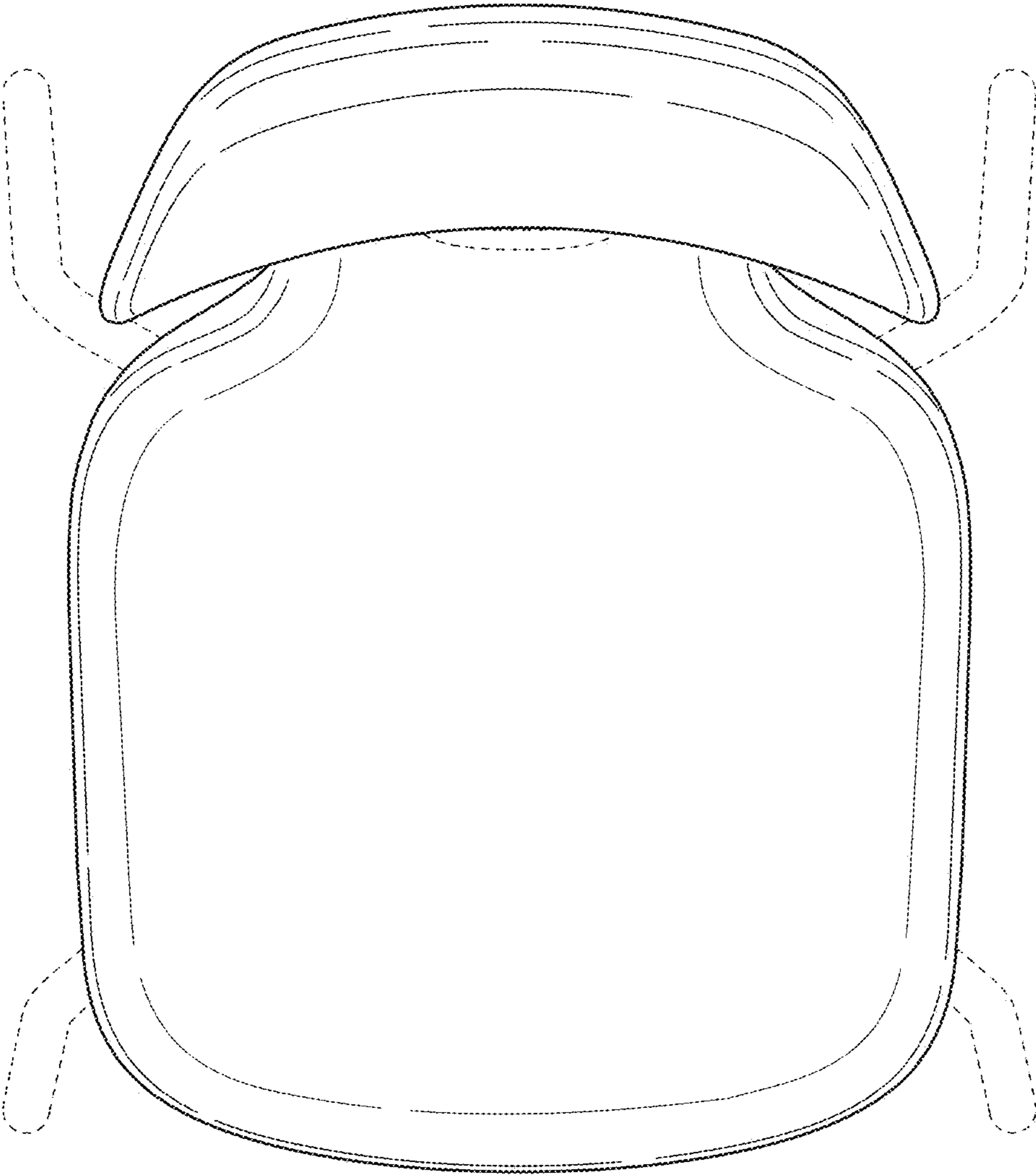


FIG. 6

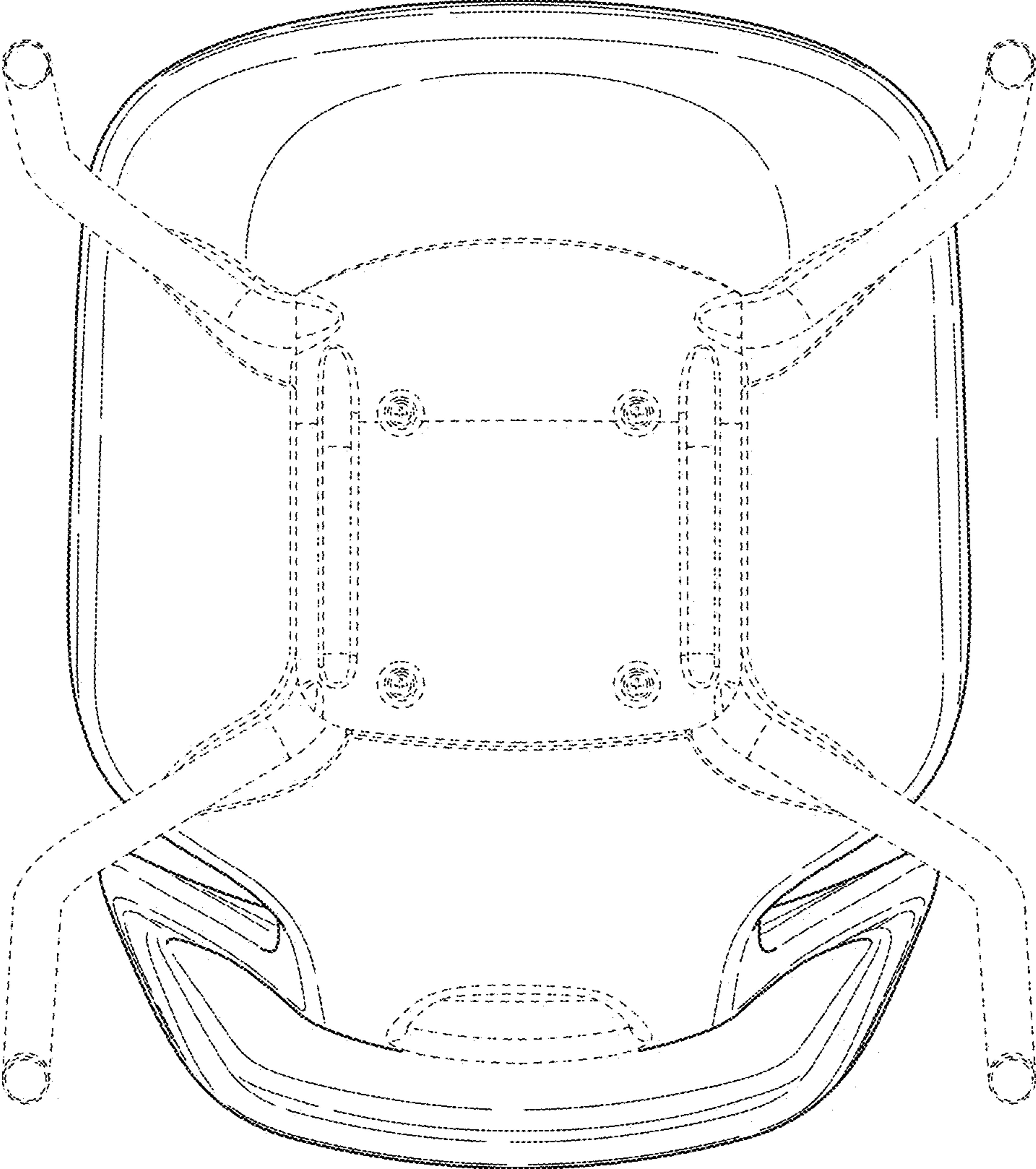


FIG. 7

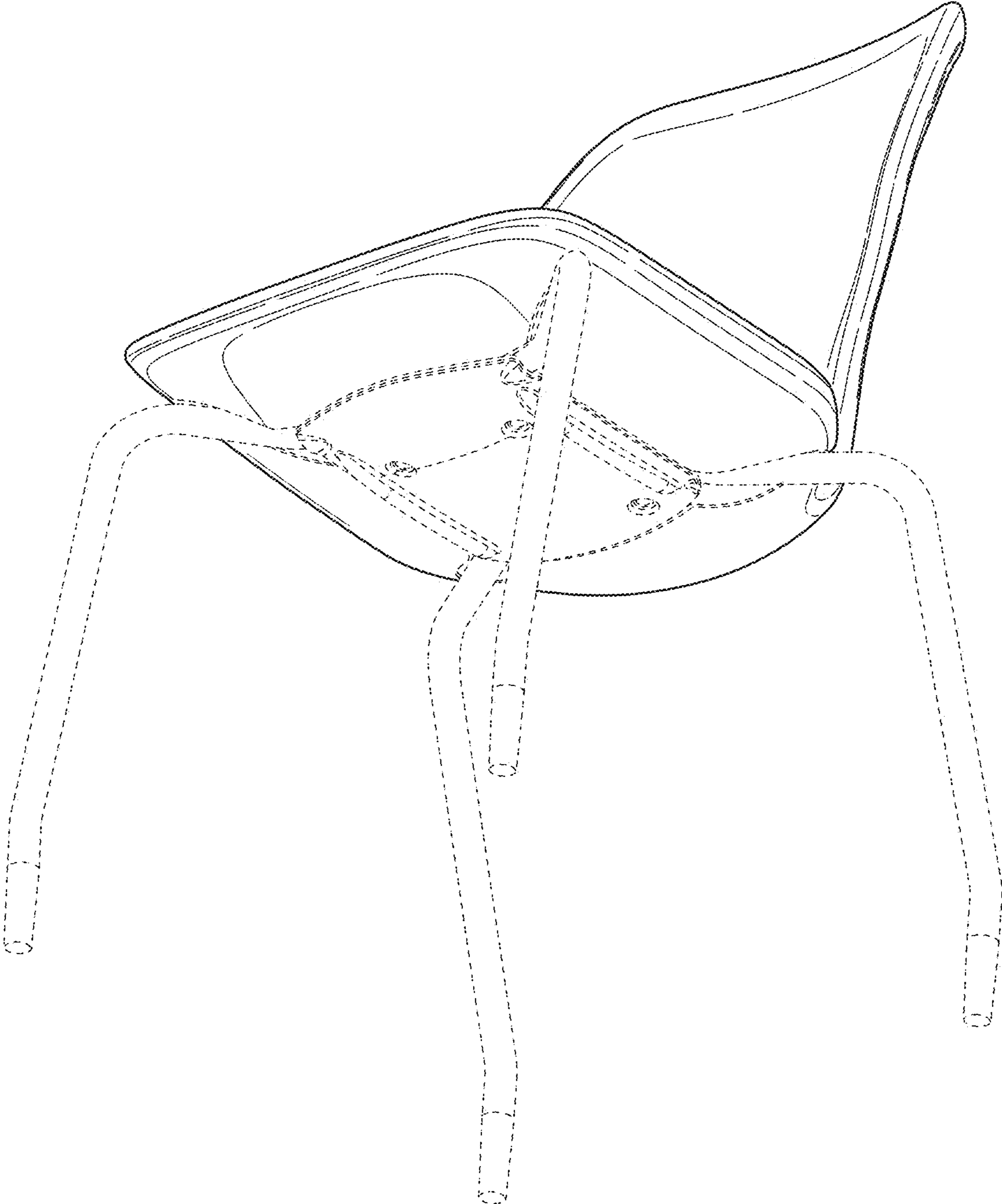


FIG. 8