



US0D1032910S

(12) **United States Design Patent** (10) **Patent No.:** **US D1,032,910 S**
Rowsell (45) **Date of Patent:** **** Jun. 25, 2024**

(54) **CHANDELIER**

(71) Applicant: **ARTERIORS HOME**, Lewisville, TX (US)

(72) Inventor: **Kaylin Rowsell**, Dallas, TX (US)

(73) Assignee: **ARTERIORS HOME**, Lewisville, TX (US)

(**) Term: **15 Years**

(21) Appl. No.: **29/851,711**

(22) Filed: **Aug. 31, 2022**

(51) **LOC (14) Cl.** **26-05**

(52) **U.S. Cl.**
USPC **D26/86**

(58) **Field of Classification Search**
USPC D26/72, 74, 80-91, 93, 143-144
CPC F21V 5/06; F21S 8/065; F21S 8/04; F21S 8/06; F21S 8/026; F21S 8/046; F21S 8/043; F21S 8/00; F21Y 2115/10
See application file for complete search history.

(56) **References Cited**

U.S. PATENT DOCUMENTS

D265,513 S *	7/1982	Thurston	D26/137
D337,170 S *	7/1993	Miranda	D26/86
D614,794 S *	4/2010	Sabernig	D26/89
D700,734 S *	3/2014	Chan	D26/88
D719,293 S *	12/2014	Voss	D26/118
D777,364 S *	1/2017	Taillard	D26/86
D777,365 S *	1/2017	Goorsenberg	D26/88
D863,647 S *	10/2019	Chiu	D26/86
D895,188 S *	9/2020	Xu	D26/88
D895,190 S *	9/2020	Lee	D26/86
D921,273 S *	6/2021	Kim	D26/81
D973,945 S *	12/2022	Tan	D26/88
D985,829 S *	5/2023	Rodrigo Juan	D26/118

OTHER PUBLICATIONS

Z-Lite Haake 5 Light 17-3/8" Wide Drum Chandelier, available on faucet.com, 2024 [online], [site visited Jan. 22, 2024], Internet URL: <https://www.faucet.com/z-lite-338-18mb-satin-brass-haake-5-light-17-3-8-wide-drum-chandelier/f3434190#overview> (Year: 2024).*
Kenroy Home 93786GLD Picket 4 Light Pendants, Large, Shiny Gold and Matte Gold Finish, available on Amazon.com, date first available Aug. 29, 2017 [online], [site visited Jan. 22, 2024], Available from the internet URL: <https://www.amazon.com/dp/B0757YS8PG/> (Year: 2017).*

* cited by examiner

Primary Examiner — Sharon S Oum

Assistant Examiner — Raylen E Worthington

(74) *Attorney, Agent, or Firm* — TROUTMAN PEPPER HAMILTON SANDERS LLP

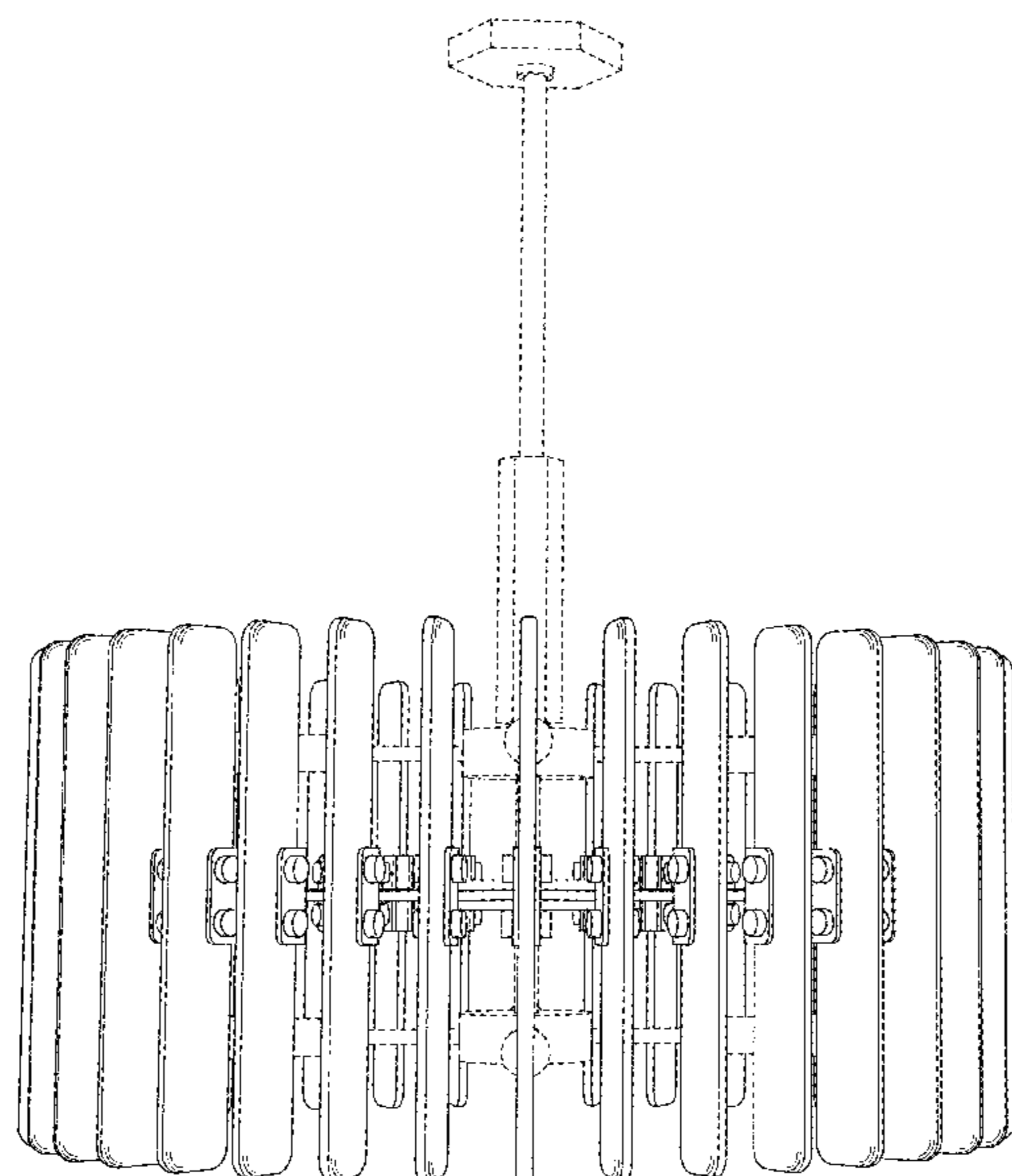
(57) **CLAIM**

I claim the ornamental design for a chandelier, as shown and described.

DESCRIPTION

FIG. 1 is a perspective view of a chandelier according to this invention;
FIG. 2 is a front view of the chandelier shown in FIG. 1;
FIG. 3 is a rear view of the chandelier shown in FIG. 1;
FIG. 4 is a top view of the chandelier shown in FIG. 1;
FIG. 5 is a bottom view of the chandelier shown in FIG. 1;
FIG. 6 is a left side view of an element of the chandelier shown in FIG. 1, the right side view being a mirror image thereof; and,
FIG. 7 is a top view of the element shown in FIG. 6, the bottom view being a mirror image thereof.
The broken lines illustrate portions of the chandelier that form no part of the claimed design. The jagged break lines in FIG. 6 and FIG. 7 illustrate boundaries of the enlargements and form no part of the claimed design.

1 Claim, 7 Drawing Sheets



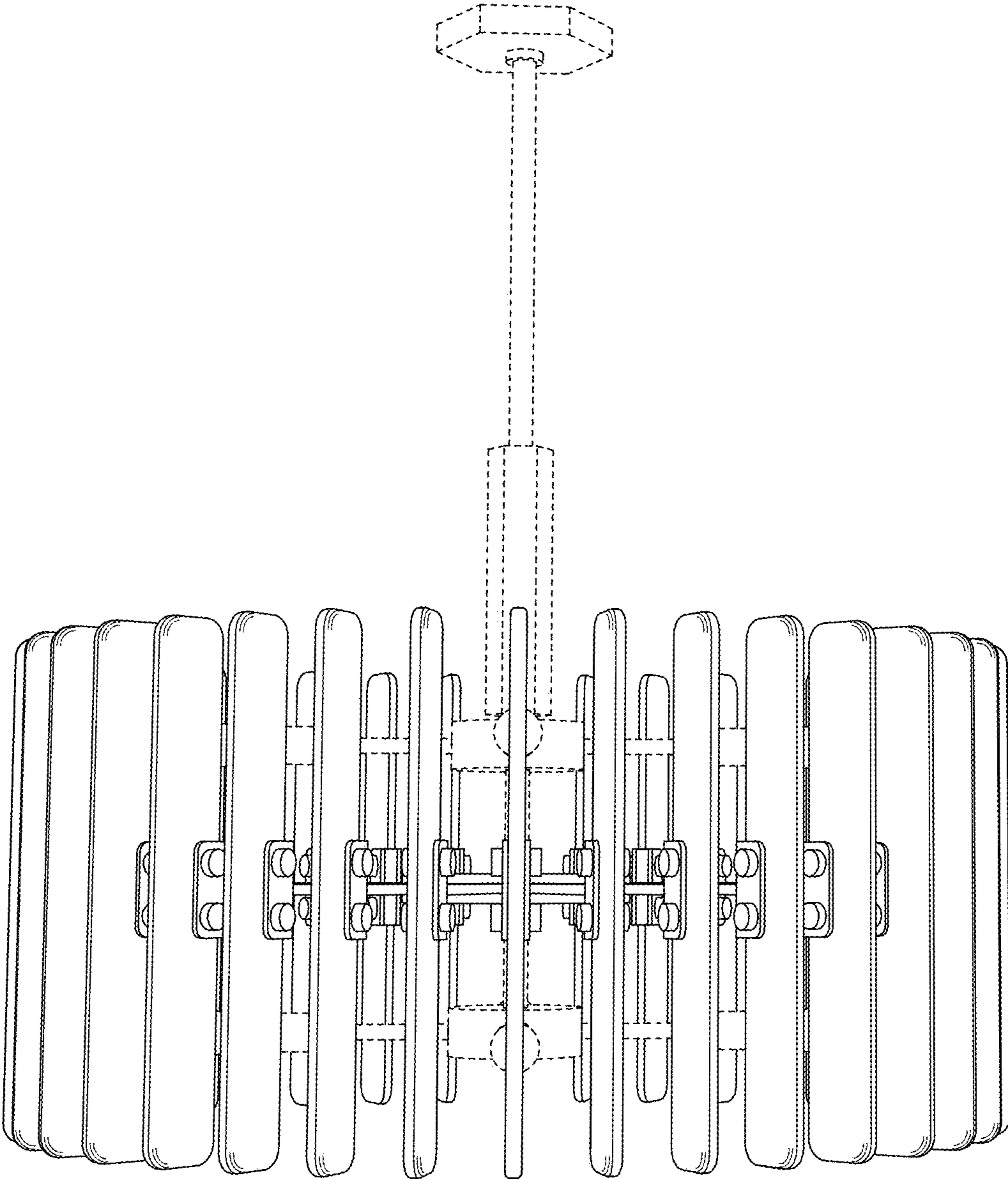


Fig. 1

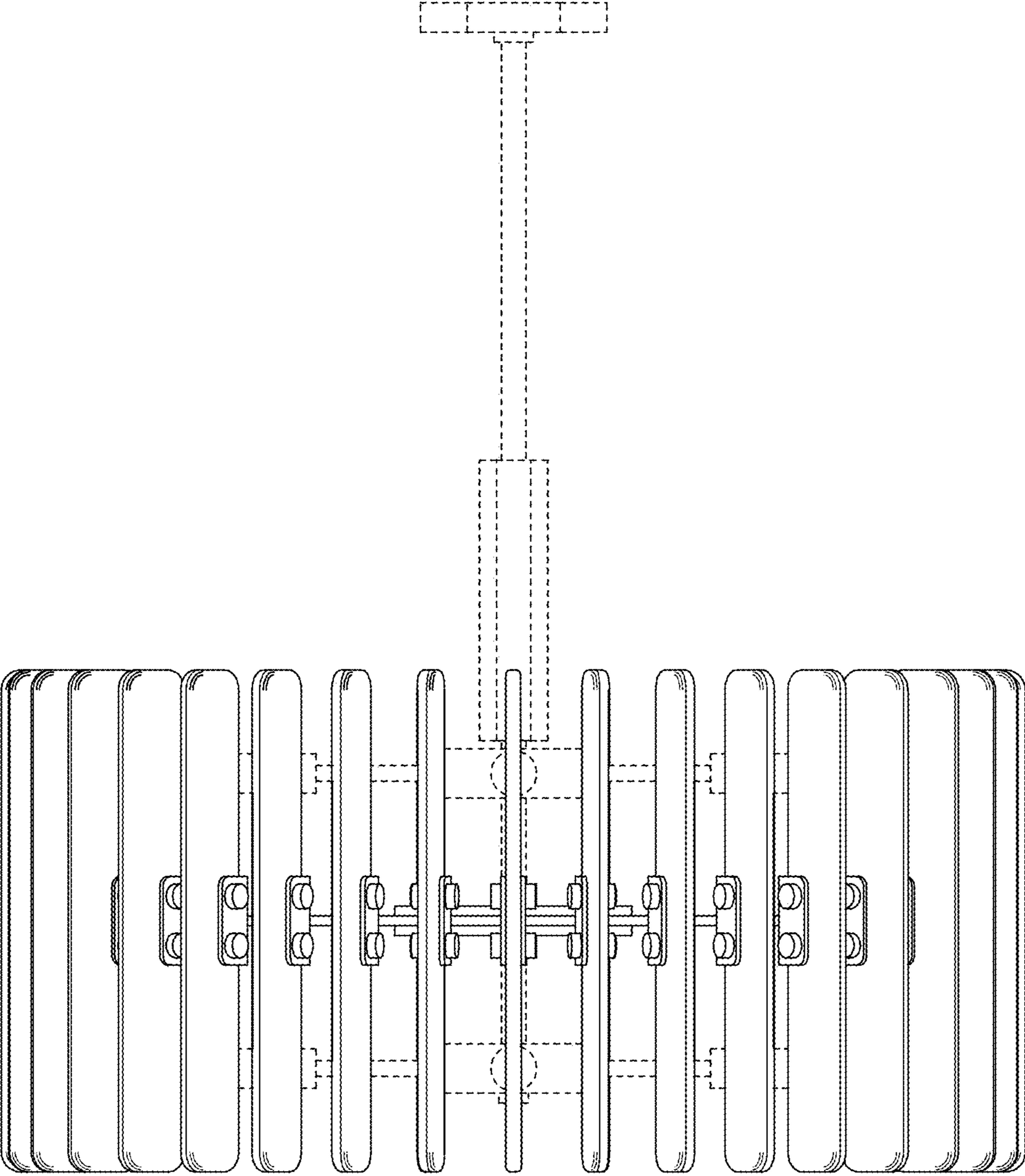


Fig. 2

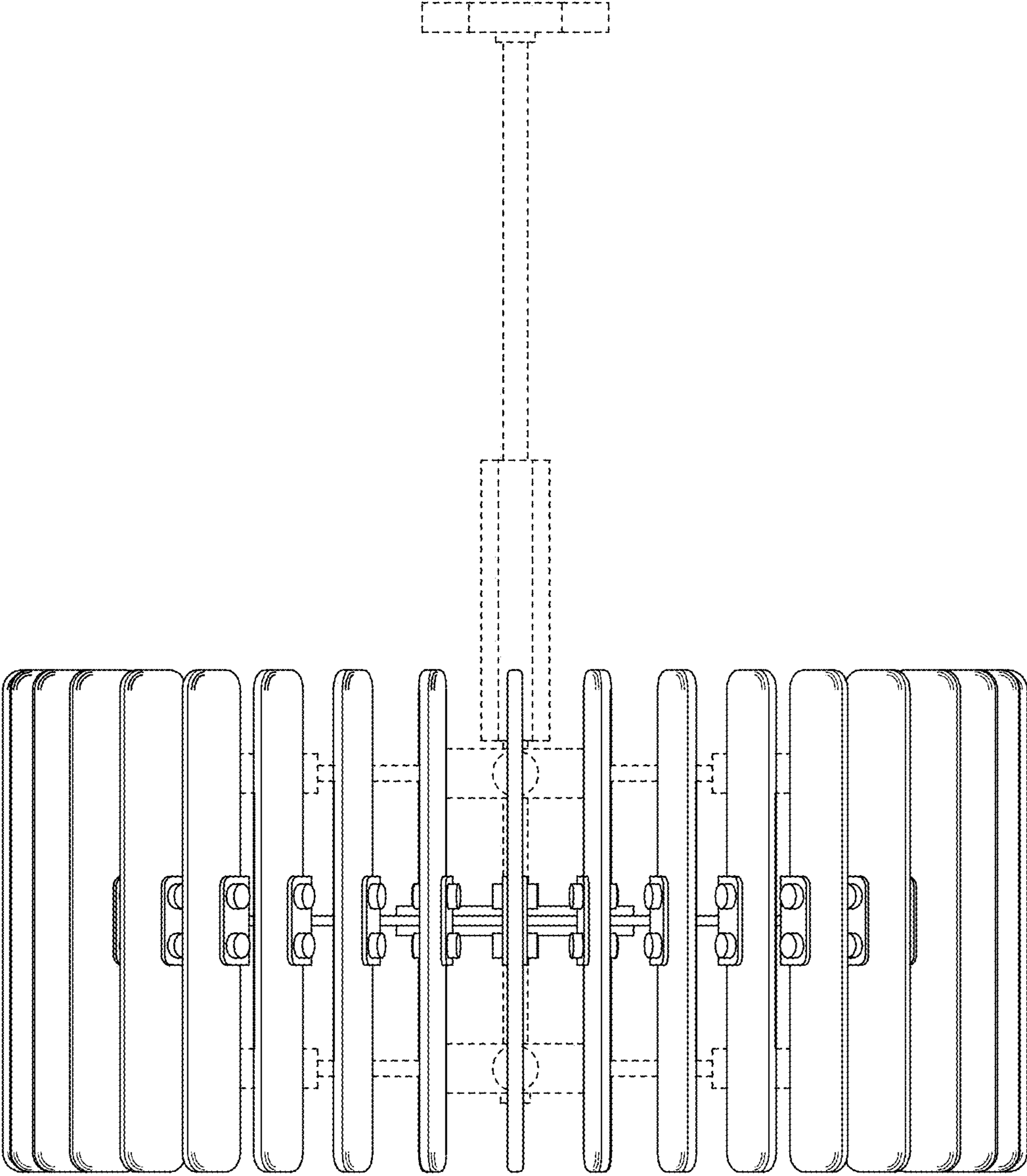


Fig. 3

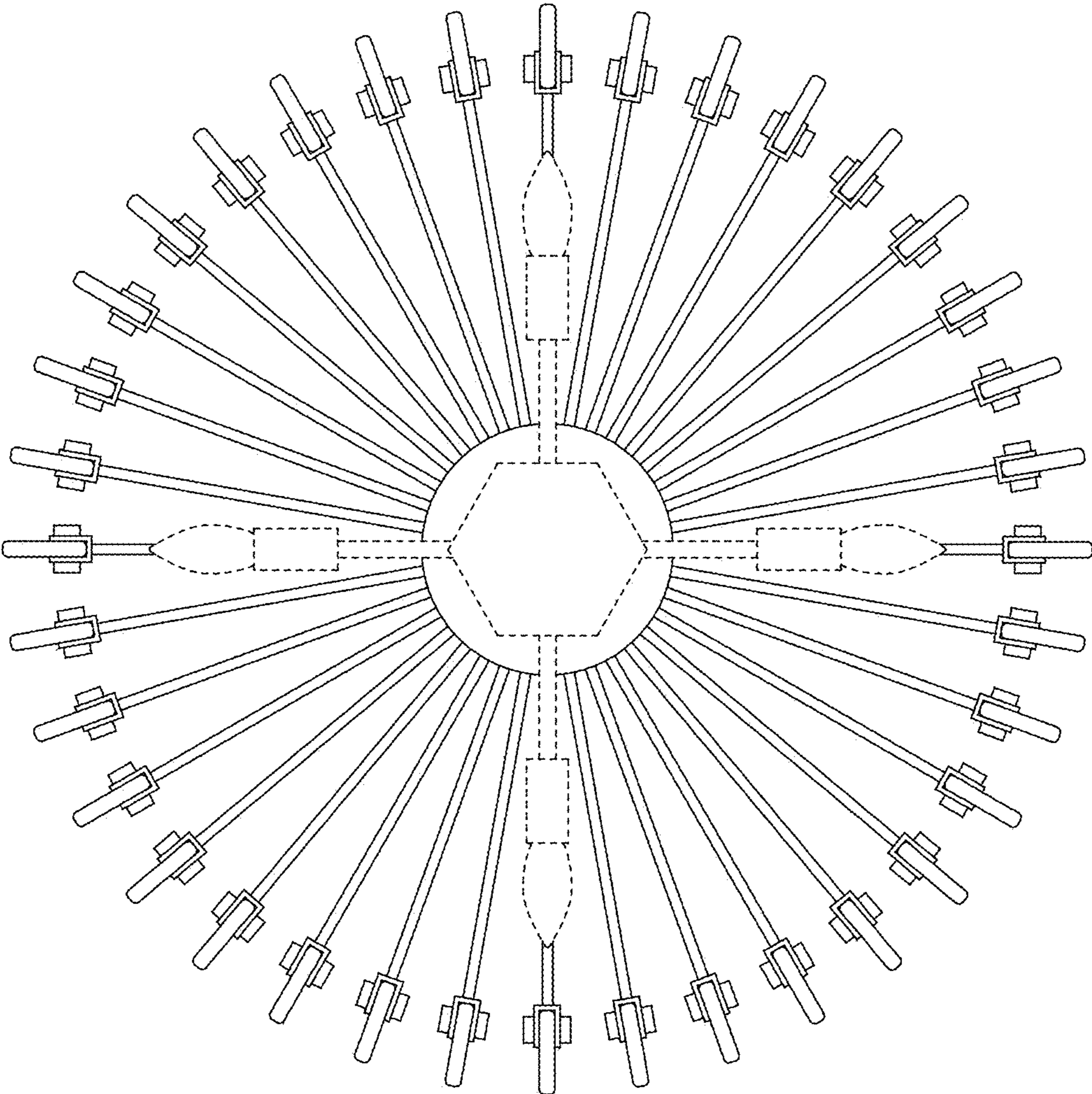


Fig. 4

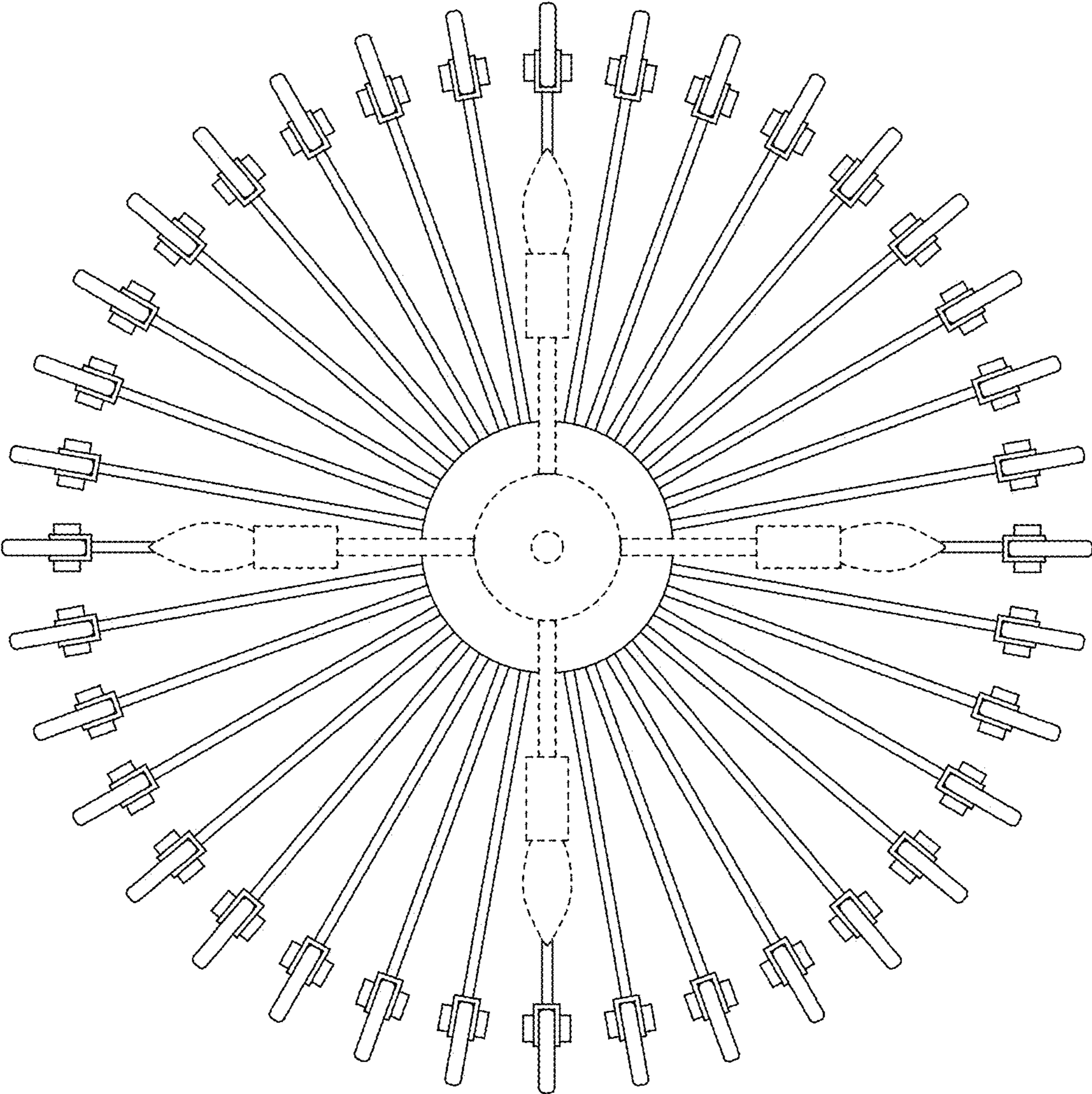


Fig. 5

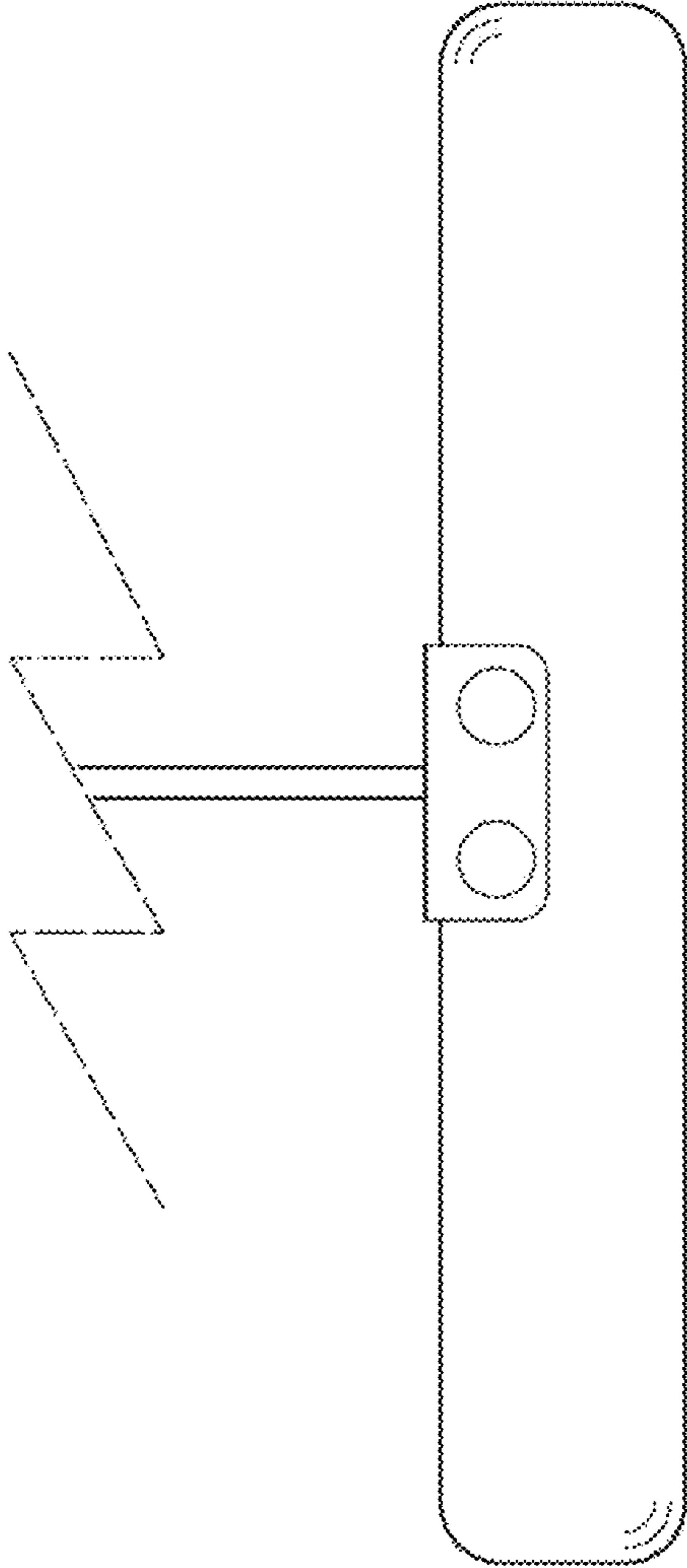


Fig. 6

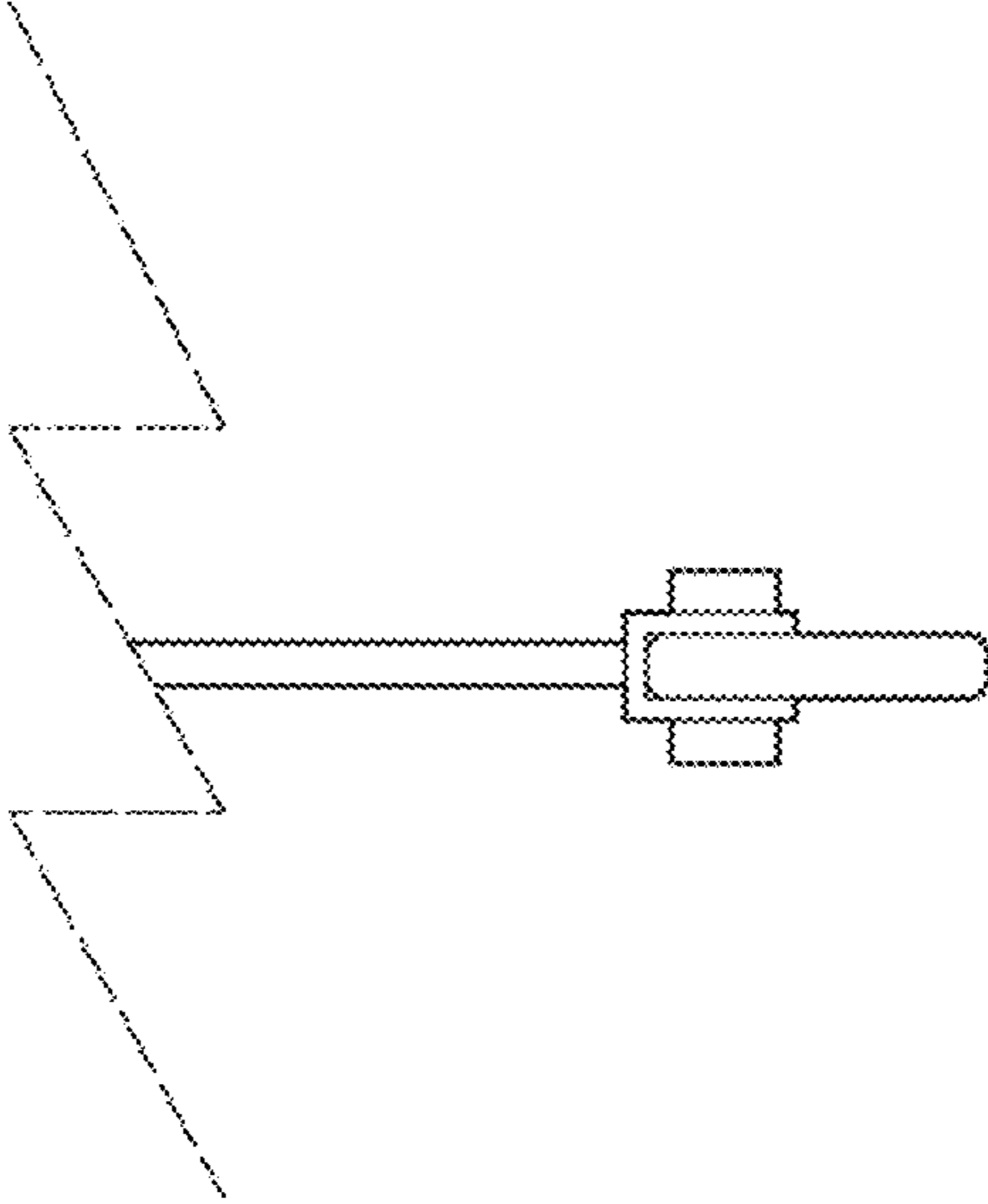


Fig. 7