



US0D1032809S

(12) **United States Design Patent** (10) **Patent No.: US D1,032,809 S**
Yang et al. (45) **Date of Patent: ** Jun. 25, 2024**

- (54) **WINDOW AIR CONDITIONER**
- (71) Applicants: **GD MIDEA AIR-CONDITIONING EQUIPMENT CO., LTD.**, Foshan (CN); **MIDEA GROUP CO., LTD.**, Foshan (CN)
- (72) Inventors: **Yongyi Yang**, Foshan (CN); **Teng Dong**, Foshan (CN); **Hyunmin Ham**, Foshan (CN); **Zhigang Xing**, Foshan (CN)
- (73) Assignees: **GD MIDEA AIR-CONDITIONING EQUIPMENT CO., LTD.**, Foshan (CN); **MIDEA GROUP CO., LTD.**, Foshan (CN)
- (**) Term: **15 Years**
- (21) Appl. No.: **29/845,575**
- (22) Filed: **Jul. 8, 2022**

Related U.S. Application Data

- (63) Continuation of application No. 29/678,986, filed on Jan. 31, 2019, now Pat. No. Des. 962,404.

(30) **Foreign Application Priority Data**

Aug. 2, 2018 (CN) 201830423478.4

- (51) **LOC (14) Cl.** **23-04**

- (52) **U.S. Cl.**
USPC **D23/351**

- (58) **Field of Classification Search**
USPC D26/333, 351-354
CPC F24F 1/00; F24F 1/0007; F24F 1/02; F24F 1/08; F24F 1/42; F24F 1/56; F24F 1/60; F24F 3/044; F24F 3/048; F24F 3/16; G05D

(Continued)

(56) **References Cited**

U.S. PATENT DOCUMENTS

D306,062 S 2/1990 Moritani
D360,067 S * 7/1995 McColgin D23/353

(Continued)

Primary Examiner — Natasha Vujcic
(74) *Attorney, Agent, or Firm* — Anova Law Group, PLLC

(57) **CLAIM**

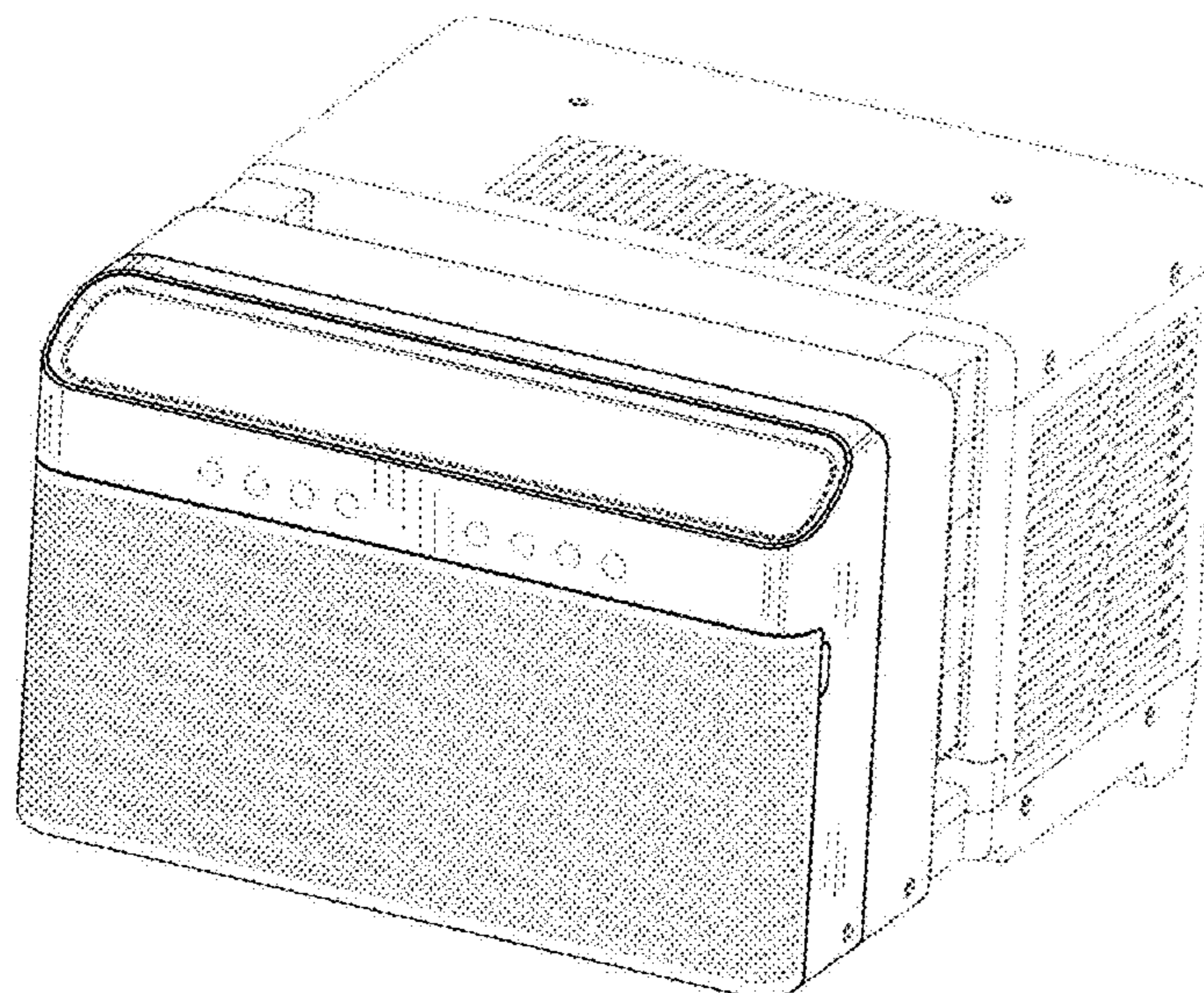
The ornamental design for a window air conditioner, as shown and described.

DESCRIPTION

FIG. 1 is a front view of an embodiment of a window air conditioner, showing our new design;
 FIG. 2 is a back view of the embodiment of FIG. 1;
 FIG. 3 is a top view of the embodiment of FIG. 1;
 FIG. 4 is a bottom view of the embodiment of FIG. 1;
 FIG. 5 is a first side view of the embodiment of FIG. 1;
 FIG. 6 is a second side view of the embodiment of FIG. 1;
 FIG. 7 is a perspective view of the embodiment of FIG. 1;
 FIG. 8 is another perspective view of the embodiment of FIG. 1;
 FIG. 9 is a front view of another embodiment of a window air conditioner, showing our new design;
 FIG. 10 is back view of the embodiment of FIG. 9;
 FIG. 11 is a top view of the embodiment of FIG. 9;
 FIG. 12 is a bottom view of the embodiment of FIG. 9;
 FIG. 13 is a first side view of the embodiment of FIG. 9;
 FIG. 14 is a second side view of the embodiment of FIG. 9;
 FIG. 15 is a perspective view of the embodiment of FIG. 9; and,
 FIG. 16 is a another perspective view of the embodiment of FIG. 9.

The broken lines shown in the drawings represent portions of the window air conditioner that form no part of the claimed design.

1 Claim, 16 Drawing Sheets



(58) **Field of Classification Search**
 CPC 23/1905; G05D 23/1932; G05D 23/1902;
 G05D 23/1931; G05B 19/0426; G05B
 19/409; G05B 15/02
 See application file for complete search history.

(56) **References Cited**
 U.S. PATENT DOCUMENTS

D360,458 S * 7/1995 McColgin D23/353
 D441,066 S 4/2001 Ma et al.
 D465,563 S 11/2002 Lee
 D480,791 S * 10/2003 Phillips D23/353
 D503,782 S * 4/2005 You D23/353
 D523,944 S * 6/2006 Oh D23/353
 D524,431 S * 7/2006 Oh D23/353
 D539,891 S * 4/2007 Lu D23/353
 D558,868 S * 1/2008 Choi D23/353
 D568,976 S * 5/2008 Choi D23/353
 D616,084 S * 5/2010 Lingrey D23/353
 D723,675 S 3/2015 Paskow
 D727,045 S * 4/2015 Ishida D6/351
 D777,896 S * 1/2017 Rizzi D23/354

D777,897 S * 1/2017 Rizzi D23/354
 D820,419 S * 6/2018 Yin D23/351
 D846,721 S * 4/2019 Gan D23/351
 D847,316 S 4/2019 Gan et al.
 D847,319 S 4/2019 Yang et al.
 D847,320 S 4/2019 Gan et al.
 D847,963 S * 5/2019 Gan D23/351
 D848,592 S 5/2019 Zhang
 D860,422 S 9/2019 Zhou et al.
 D883,457 S * 5/2020 Ogg D23/351
 D883,458 S 5/2020 Yang et al.
 D884,132 S 5/2020 Gan et al.
 D886,266 S 6/2020 Tan et al.
 D890,895 S 7/2020 Wang
 D962,404 S * 8/2022 Yang D23/351
 D962,405 S * 8/2022 Yang D23/351
 D989,260 S * 6/2023 Saigol F24F 1/031
 D994,848 S * 8/2023 Shin D23/333
 11,913,651 B2 * 2/2024 Yu F24F 1/0325
 2021/0356145 A1 * 11/2021 Lei F24F 13/32
 2021/0356167 A1 * 11/2021 Liu F24F 1/0011
 2022/0099310 A1 * 3/2022 Yu F24F 1/0325
 2022/0113040 A1 * 4/2022 Liu F24F 13/24

* cited by examiner

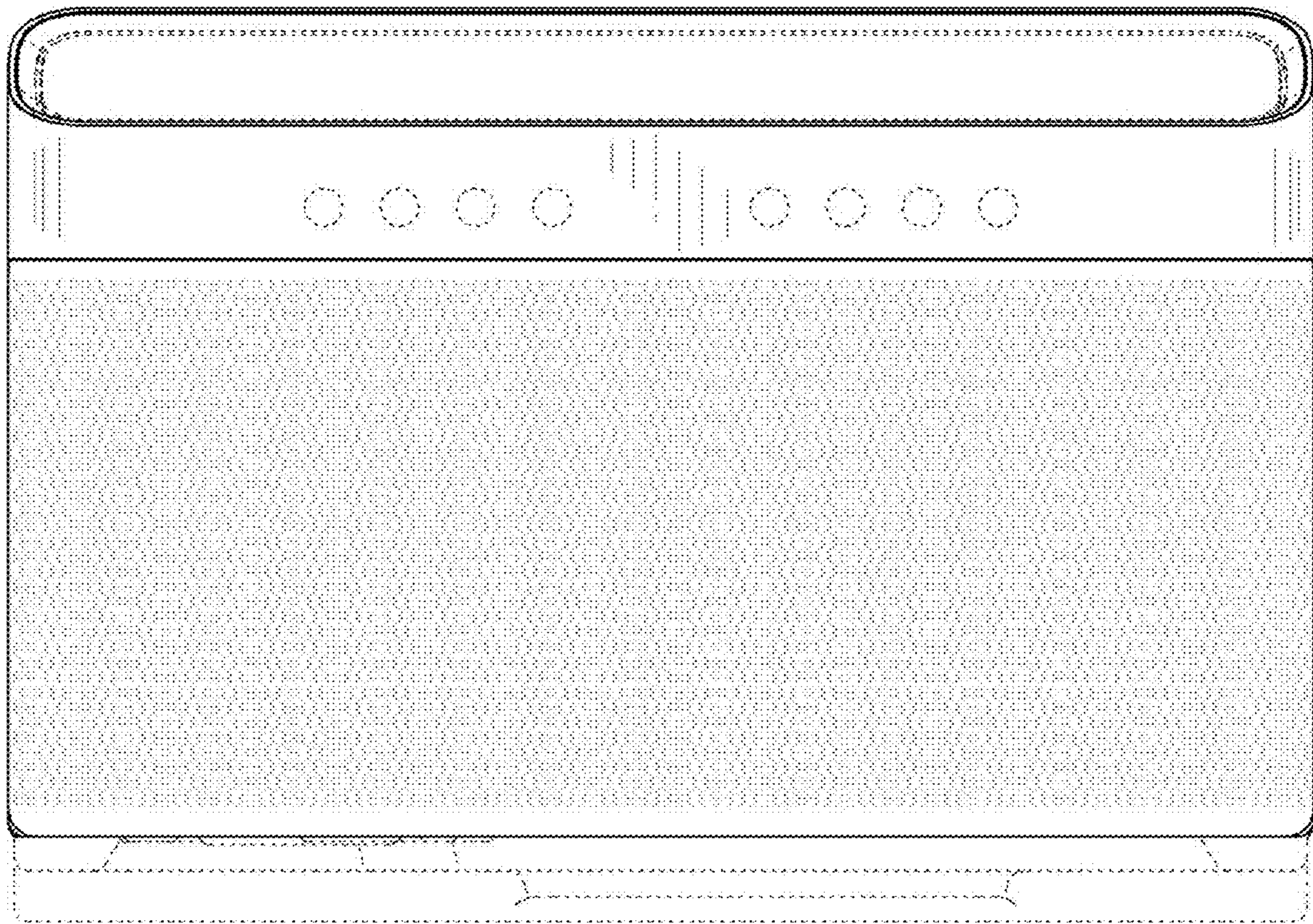


Figure 1




Figure 2

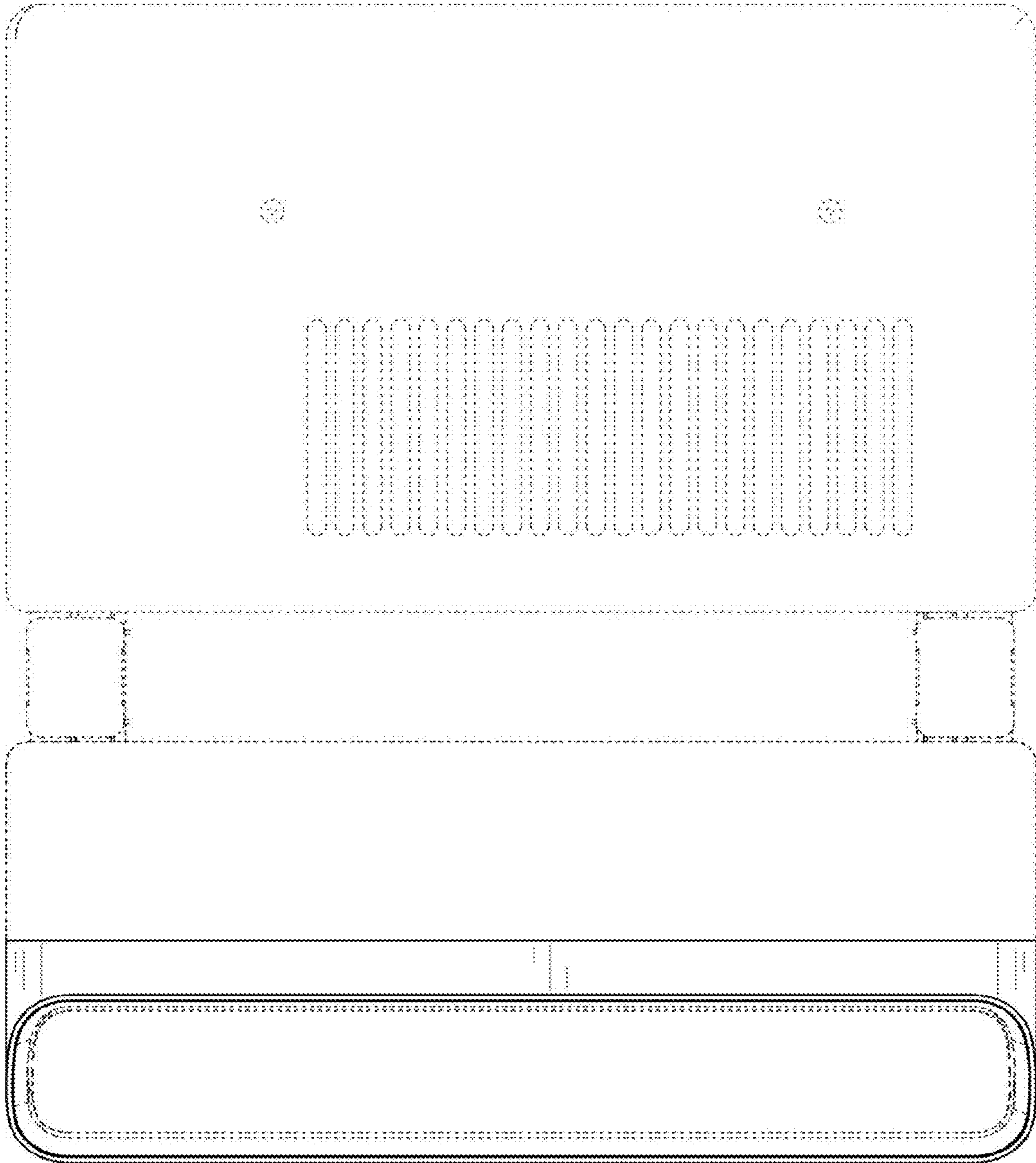


Figure 3




Figure 4

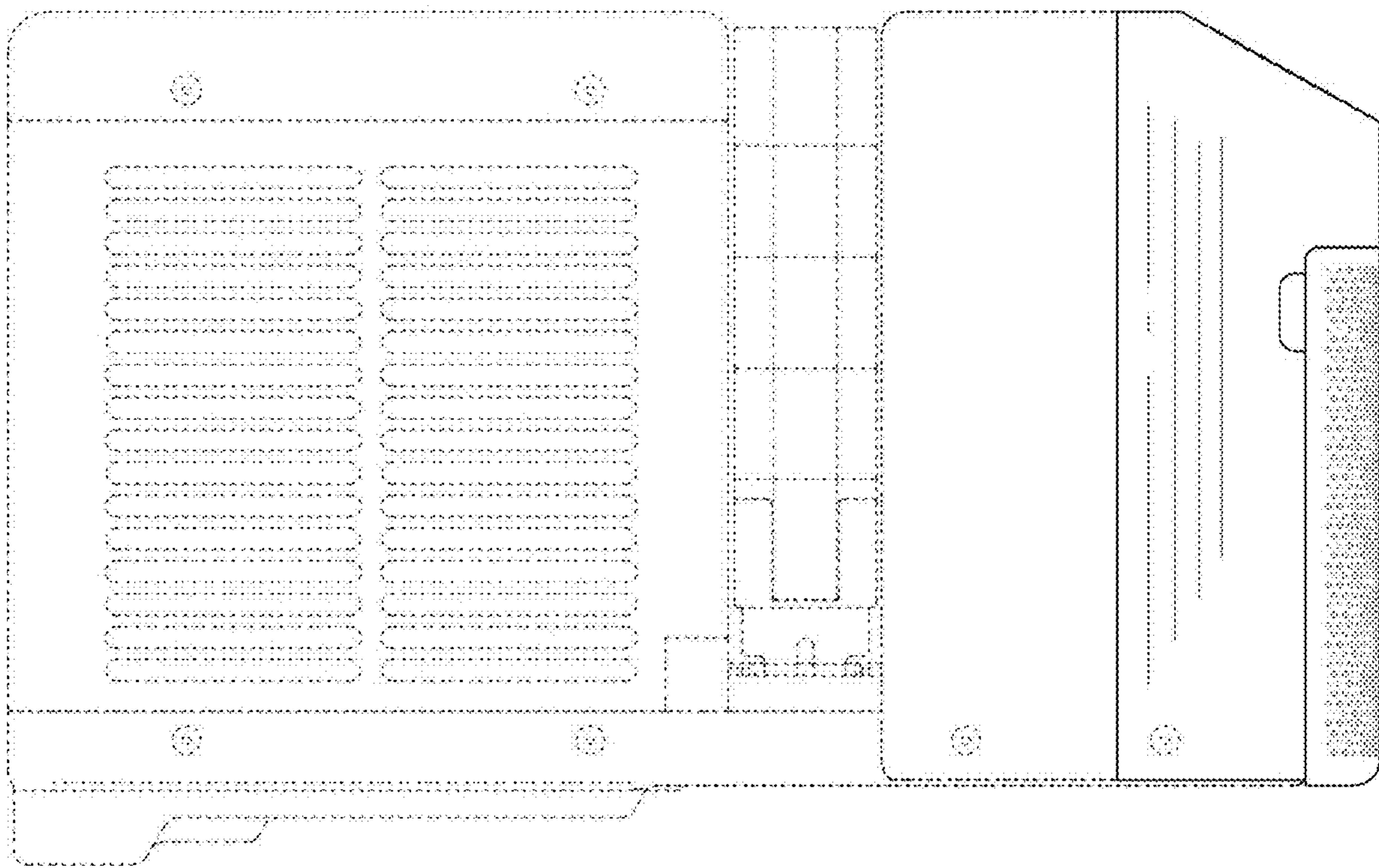


Figure 5

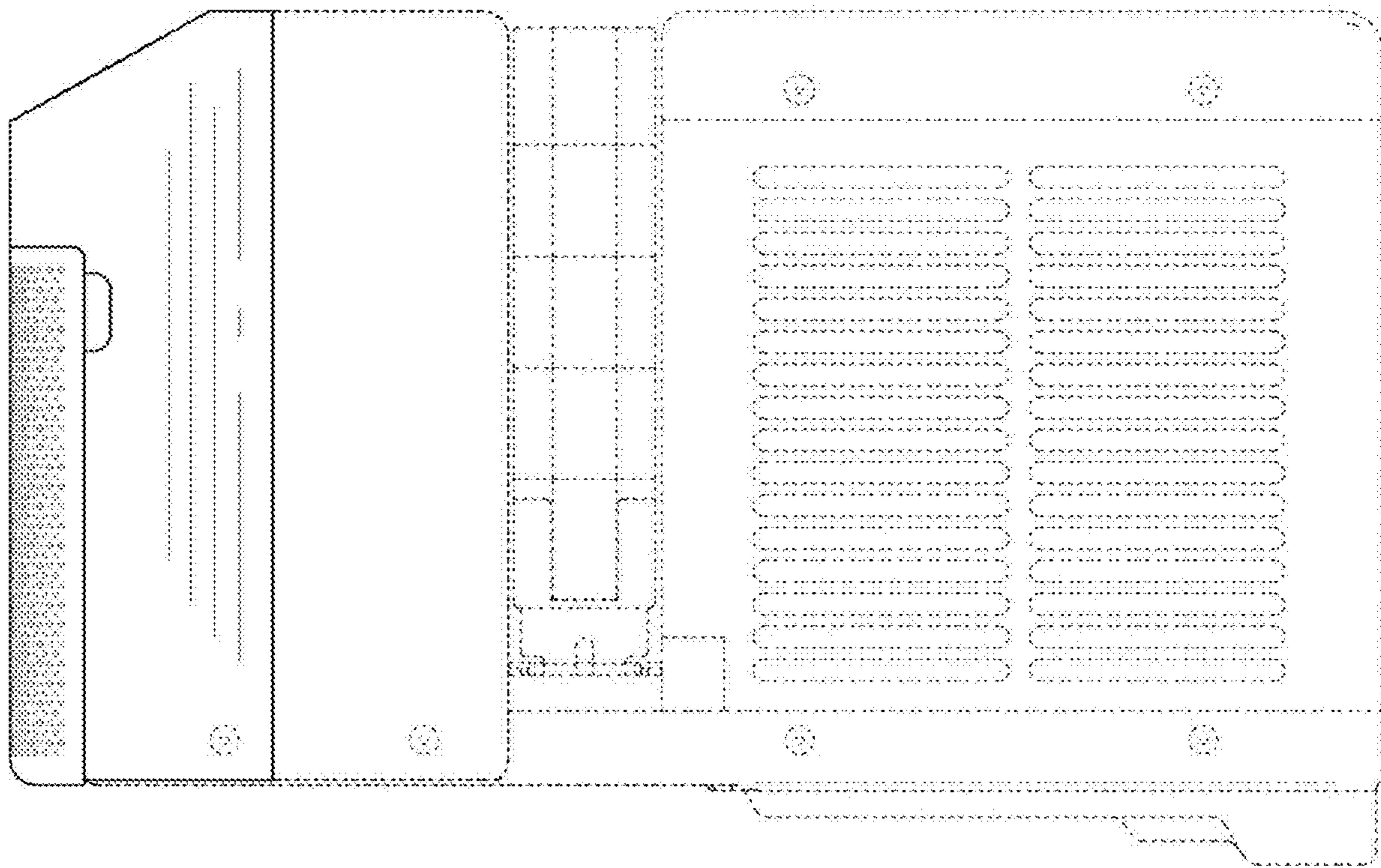


Figure 6

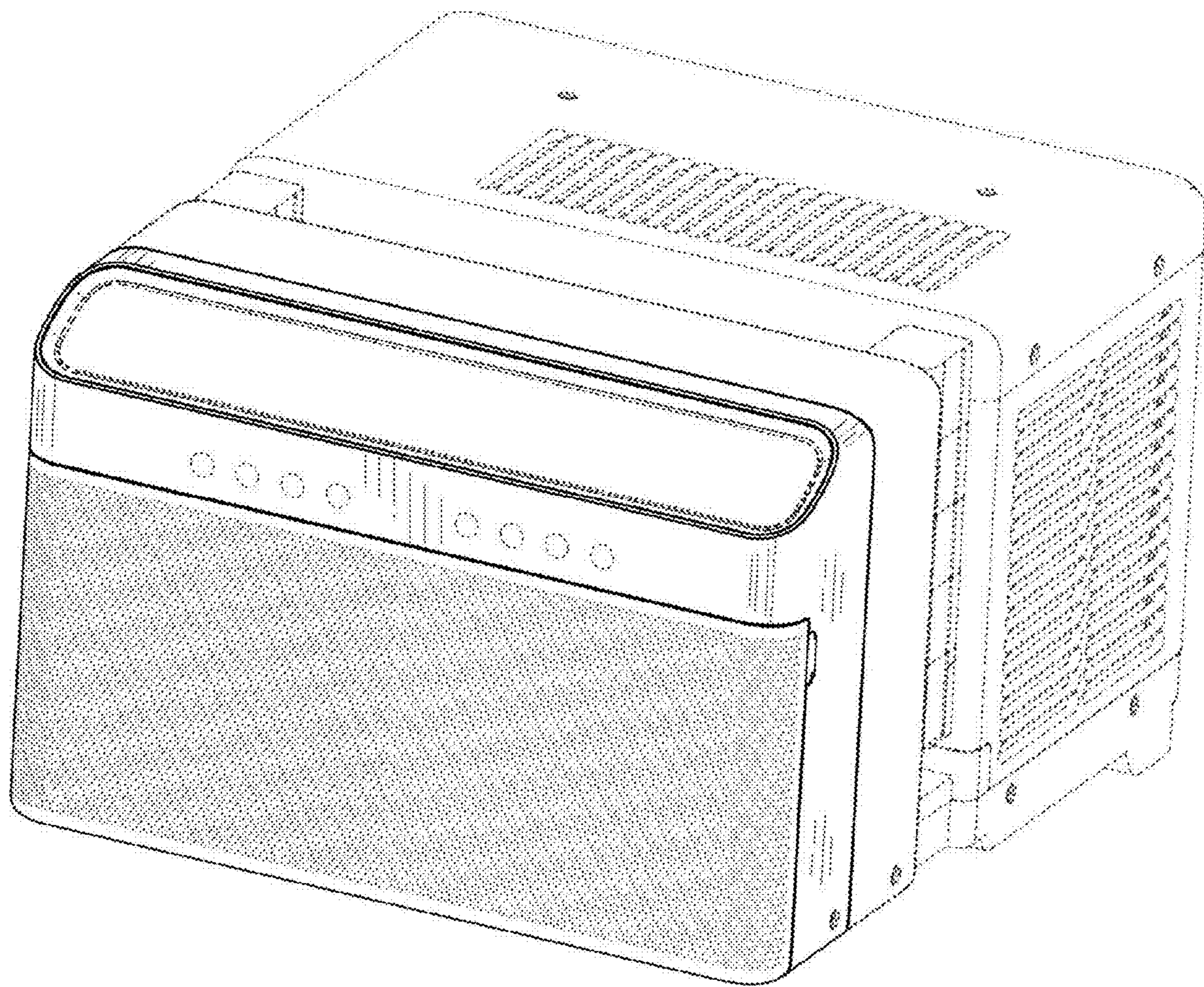


Figure 7

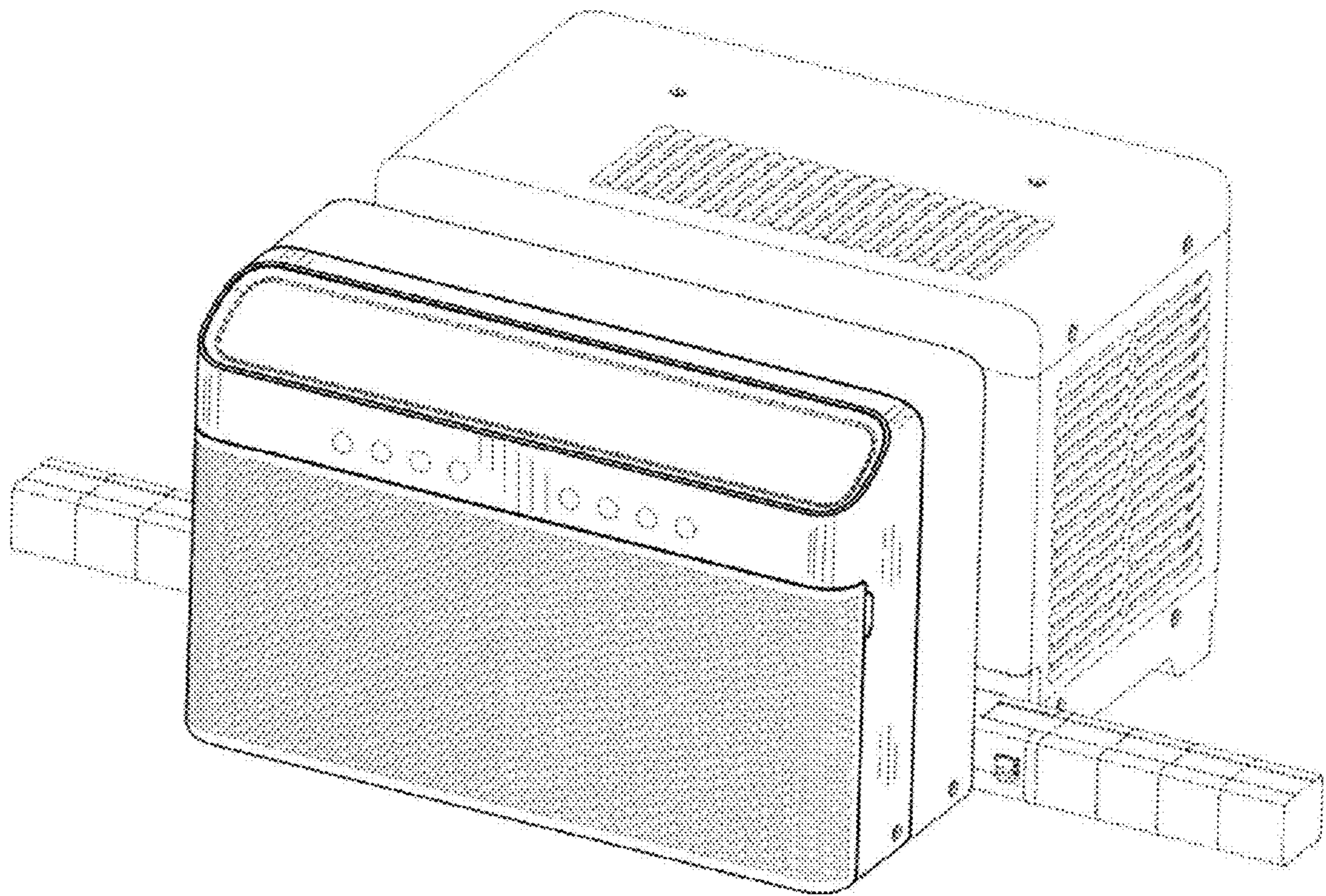


Figure 8

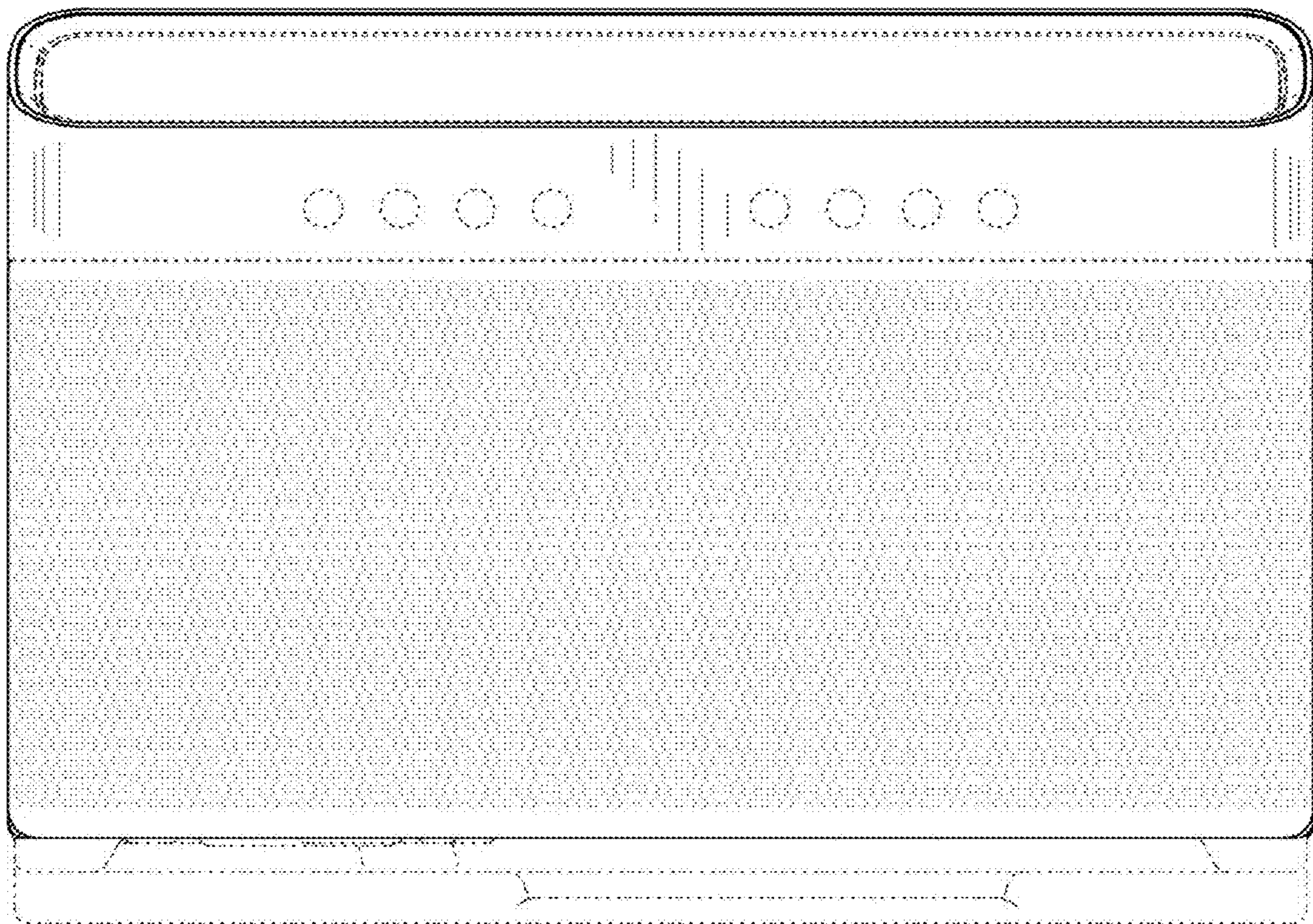


Figure 9



Figure 10

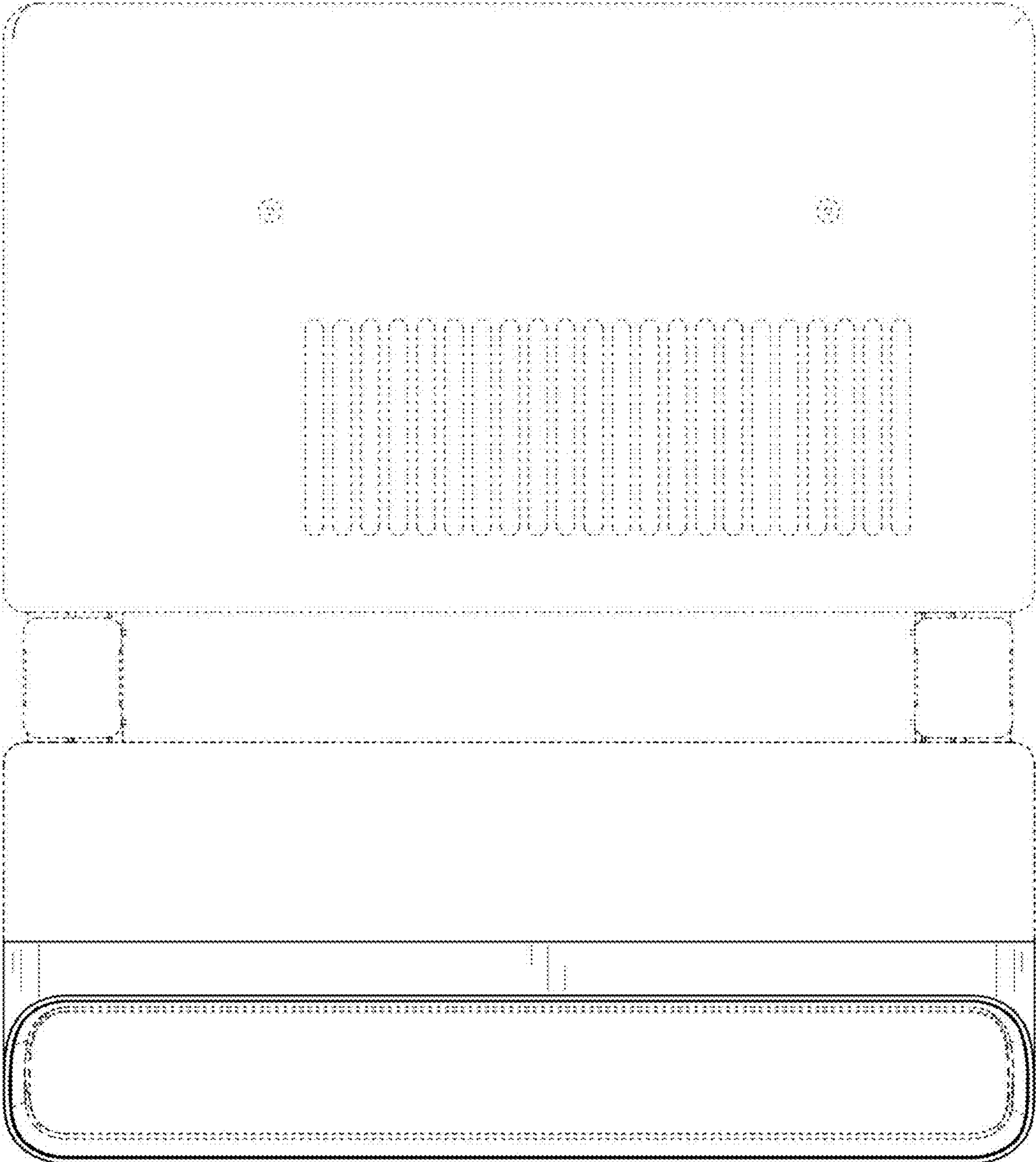


Figure 11




Figure 12

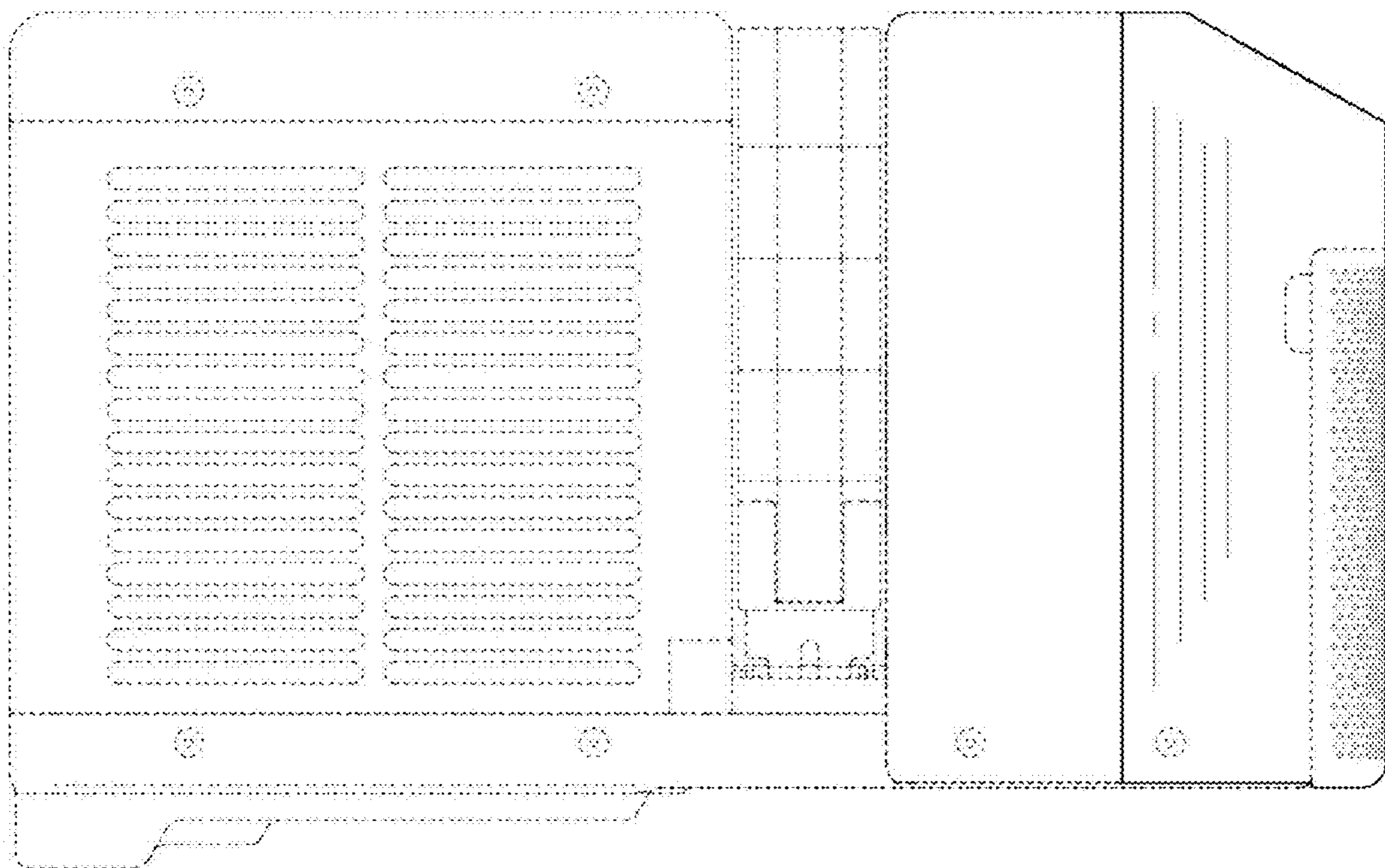


Figure 13

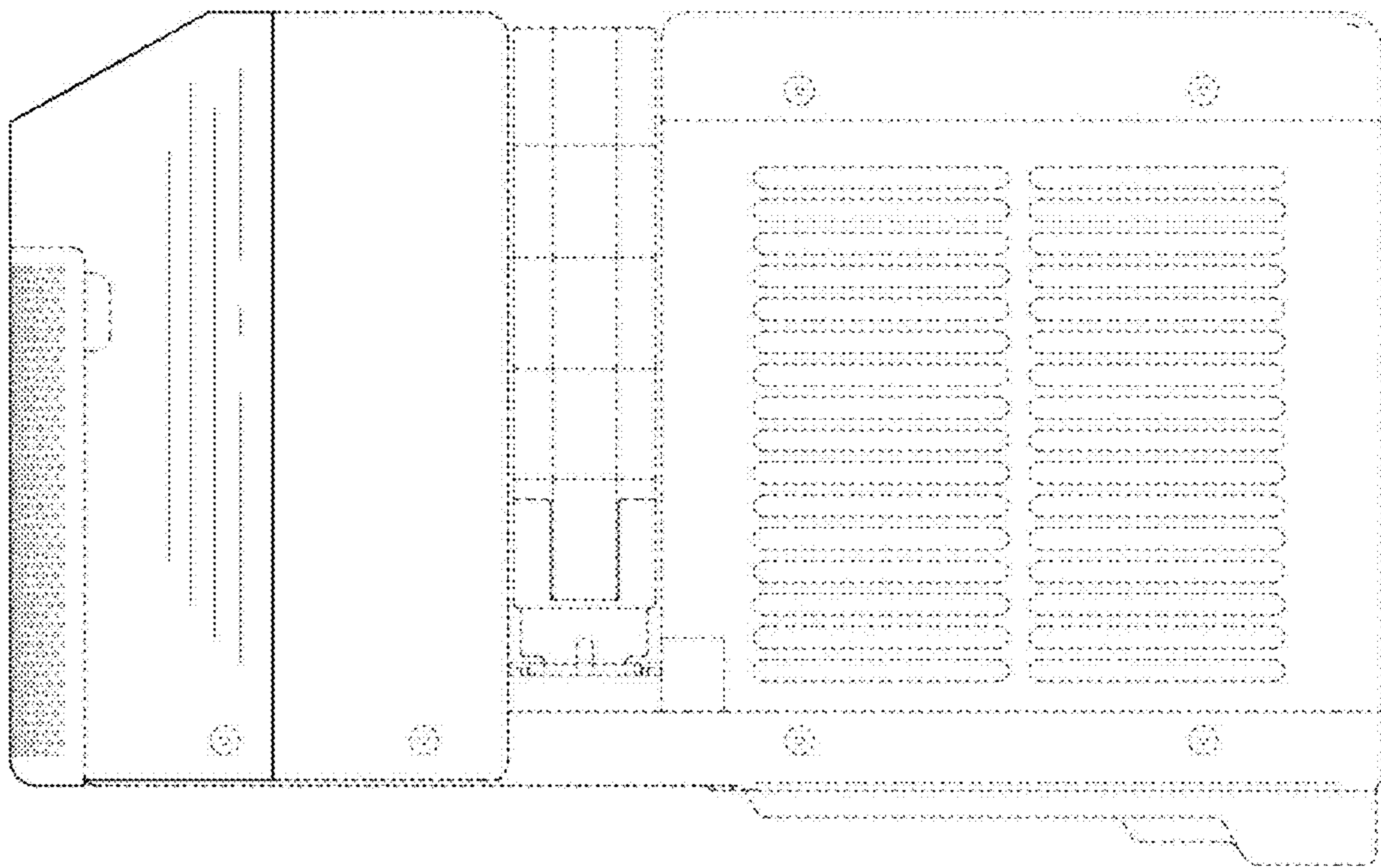


Figure 14




Figure 15

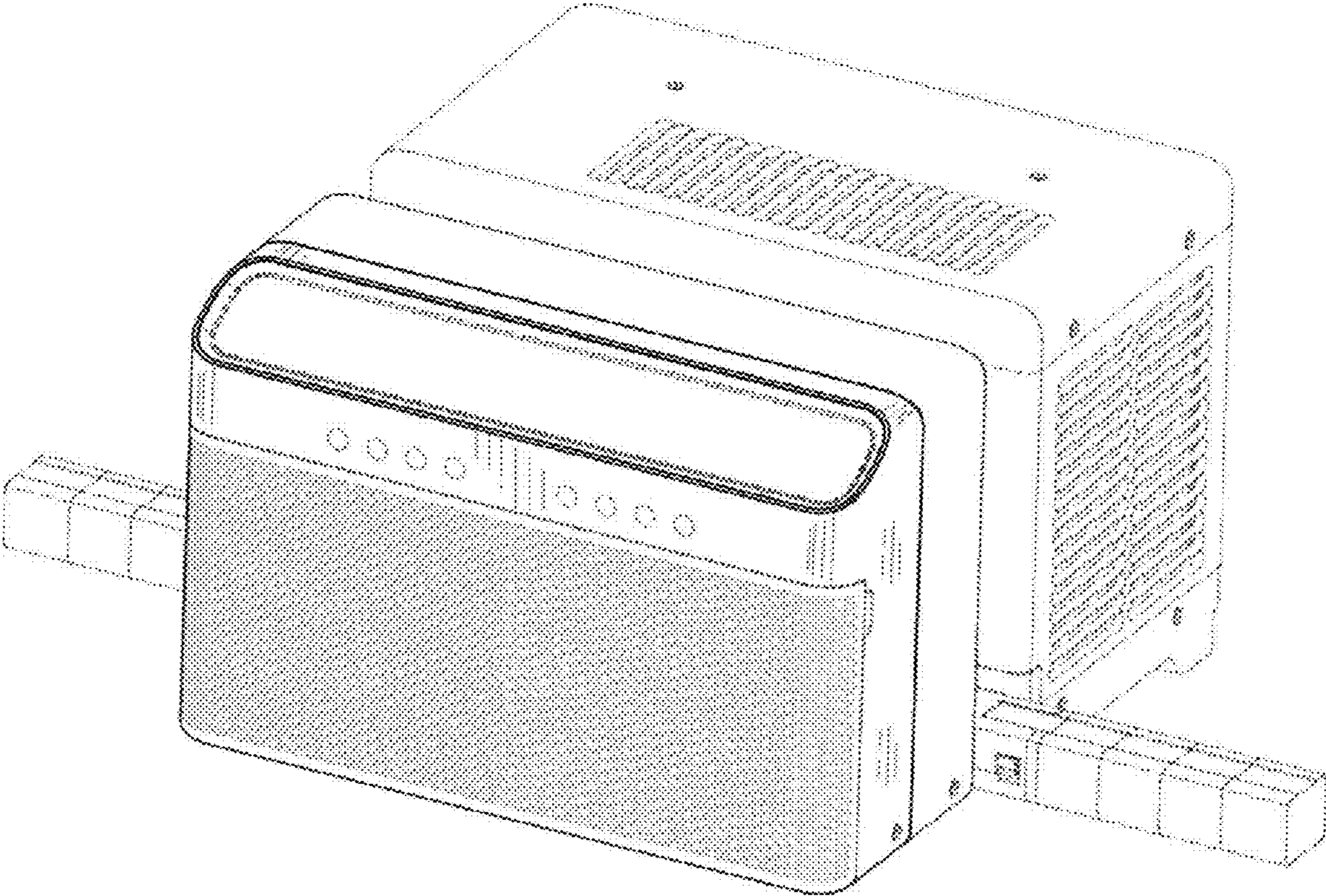


Figure 16