



US0D1032779S

(12) **United States Design Patent** (10) **Patent No.:** **US D1,032,779 S**
Russell (45) **Date of Patent:** **** Jun. 25, 2024**

(54) **FILTER**
(71) Applicant: **A. O. Smith Water Treatment (North America), Inc.**, Austin, TX (US)
(72) Inventor: **Wes Russell**, Bridgeport, TX (US)
(73) Assignee: **A.O. SMITH WATER TREATMENT (NORTH AMERICA), INC.**, Austin, TX (US)

5,656,160 A 8/1997 Parise et al.
5,695,168 A 12/1997 Williams
5,707,518 A 1/1998 Coates et al.
5,753,107 A 5/1998 Magnusson et al.
5,798,041 A 8/1998 Zuk, Jr.
5,833,850 A 11/1998 Liu
5,858,215 A 1/1999 Burchard
5,914,037 A 6/1999 Yen

(Continued)

FOREIGN PATENT DOCUMENTS

(**) Term: **15 Years**

CN 1223160 A 7/1999
CN 1072517 C 10/2001

(Continued)

(21) Appl. No.: **29/794,572**

(22) Filed: **Jun. 14, 2021**

OTHER PUBLICATIONS

Related U.S. Application Data

EPAuto GP114 (CA11114) Rigid Air Filter, Jan. 15, 2020, amazon.com, Mar. 21, 2024 <https://www.amazon.com/dp/B083XJFRXR/> (Year: 2020).*

(Continued)

(60) Continuation of application No. 15/628,263, filed on Jun. 20, 2017, which is a division of application No. 14/160,498, filed on Jan. 21, 2014, now Pat. No. 9,713,781.

Primary Examiner — Keith J Wilson

(51) **LOC (14) Cl.** **23-01**

(74) *Attorney, Agent, or Firm* — Michael Best & Friedrich LLP

(52) **U.S. Cl.**

USPC **D23/207**

(58) **Field of Classification Search**

USPC D23/209, 235, 341, 358, 363-365; D15/5

CPC B01D 46/0002; B01D 46/10; F02M 35/04; F02M 35/10; F02M 35/024

See application file for complete search history.

(57) **CLAIM**

I claim the ornamental design for a filter, as shown and described.

DESCRIPTION

(56) **References Cited**

U.S. PATENT DOCUMENTS

3,319,791 A 5/1967 Horne
4,077,876 A 3/1978 Southall
4,560,477 A * 12/1985 Moldow B01D 29/21
210/457

5,445,734 A 8/1995 Chen
5,486,288 A 1/1996 Stanford et al.
5,591,332 A 1/1997 Reid

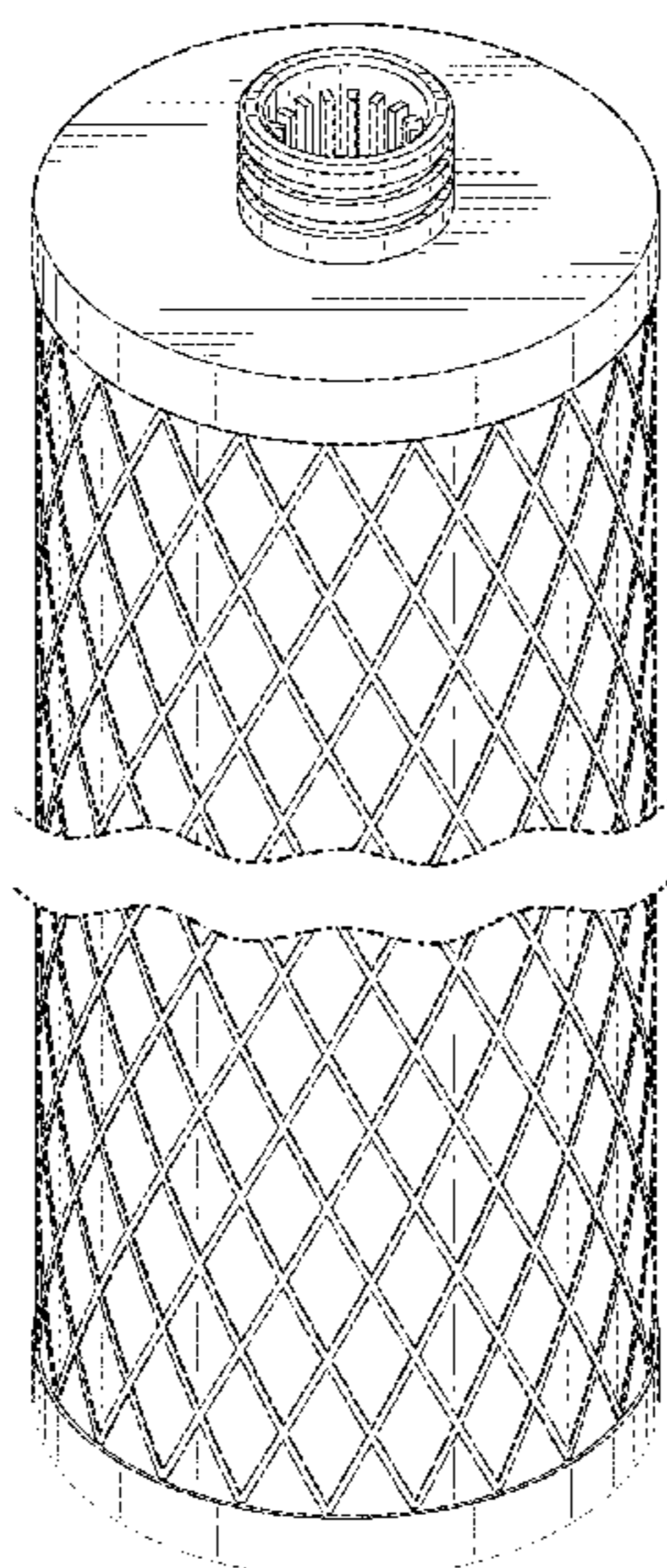
FIG. 1 is a front, top perspective view of a filter showing my new design;

FIG. 2 is a side view of the filter; and,

FIG. 3 is a top view of the filter.

The broken lines in the figures illustrate portions of the filter that form no part of the claimed design. The break lines in the figures represent indeterminate length and do not form part of the design.

1 Claim, 3 Drawing Sheets



(56)

References Cited

U.S. PATENT DOCUMENTS

6,001,249 A 12/1999 Bailey et al.
 6,027,644 A 2/2000 Magnusson et al.
 D421,649 S * 3/2000 Cappuyens D23/365
 6,120,685 A 9/2000 Carlson et al.
 6,139,739 A 10/2000 Hamlin et al.
 6,193,884 B1 2/2001 Magnuson et al.
 6,325,929 B1 12/2001 Bassett
 6,360,764 B1 3/2002 Fritze
 6,426,001 B1 7/2002 Fritze
 6,458,269 B1 10/2002 Bassett et al.
 D470,216 S * 2/2003 Gustafson D23/209
 D481,101 S * 10/2003 Boehrs D23/209
 D497,972 S * 11/2004 Reynolds D23/209
 6,881,334 B2 4/2005 Janik
 6,949,189 B2 9/2005 Bassett et al.
 6,966,986 B1 11/2005 Lackey
 7,022,228 B2 4/2006 Hennes et al.
 7,135,113 B2 11/2006 Bassett et al.
 7,147,772 B2 12/2006 Fritze
 7,147,773 B2 12/2006 Mitchell et al.
 7,186,338 B2 3/2007 Boisvert
 7,264,718 B2 9/2007 Knoll et al.
 D571,433 S * 6/2008 Koteskey D23/209
 7,387,726 B2 6/2008 Wolf et al.
 7,407,148 B2 8/2008 Bassett et al.
 7,435,347 B2 10/2008 Klein
 7,442,301 B2 10/2008 Huda
 7,476,314 B2 1/2009 Reid
 7,481,928 B2 1/2009 Fritze
 7,501,057 B1 3/2009 Go
 7,506,666 B2 3/2009 Tubby
 7,517,449 B2 4/2009 Choi
 7,540,957 B1 6/2009 Kurth et al.
 7,610,932 B2 11/2009 Olson et al.
 7,638,042 B2 12/2009 Astle et al.
 D609,775 S * 2/2010 Zukor D23/209
 7,662,283 B2 2/2010 Eserkain et al.
 7,695,619 B2 4/2010 Kurth et al.
 7,722,766 B2 5/2010 Namur
 7,736,503 B2 6/2010 Kennedy et al.
 7,736,504 B2 6/2010 Fritze et al.
 7,744,757 B1 6/2010 Liao
 7,763,170 B2 7/2010 Bassett et al.
 7,799,220 B2 9/2010 Fritze
 7,837,876 B2 11/2010 Ye et al.

7,862,720 B2 1/2011 Brown
 7,909,997 B2 3/2011 Stoick
 8,197,686 B2 6/2012 Richmond
 8,955,349 B2 2/2015 Mitchell
 D724,179 S * 3/2015 Keenan D23/209
 D746,969 S * 1/2016 Leatzow D23/365
 D759,195 S * 6/2016 Tanida D23/209
 9,447,758 B2 9/2016 Girondi
 D770,592 S * 11/2016 Schwartz D23/209
 D772,379 S * 11/2016 Tadlock D23/209
 2004/0251192 A1 12/2004 Fritze
 2005/0092673 A1 5/2005 Fritze
 2006/0091047 A1 5/2006 Ye
 2007/0187316 A1 8/2007 Weinberger et al.
 2007/0227963 A1 10/2007 Fick et al.
 2008/0073262 A1 3/2008 Richmond
 2008/0179235 A1 7/2008 Hacker et al.
 2008/0185330 A1 8/2008 Sinur et al.
 2008/0245719 A1 10/2008 Beard et al.
 2010/0025317 A1 2/2010 Fall et al.
 2010/0170857 A1 7/2010 Williams et al.
 2010/0213115 A1 8/2010 Thomas
 2010/0276358 A1 11/2010 Thomas
 2011/0024344 A1 2/2011 Thomas et al.
 2012/0267293 A1 10/2012 Ardes

FOREIGN PATENT DOCUMENTS

CN 1547500 A 11/2004
 CN 101031345 A 9/2007
 CN 101716440 A 6/2010
 DE 102009054523 A1 6/2011
 JP 2009297714 A 12/2009
 WO 2002078816 A1 10/2002
 WO 2006081542 A2 8/2006
 WO 2009018454 A2 2/2009
 WO 2010123344 A1 10/2010
 WO 2011056857 A1 5/2011
 WO 2011079884 A1 7/2011
 WO 2011117693 A1 9/2011

OTHER PUBLICATIONS

European Patent Office Examination Report for Application No. 19204581.3 dated Jul. 7, 2021 (4 pages).
 Extended European Search Report for Application No. 19204581.3 dated Jan. 29, 2020 (7 pages).

* cited by examiner

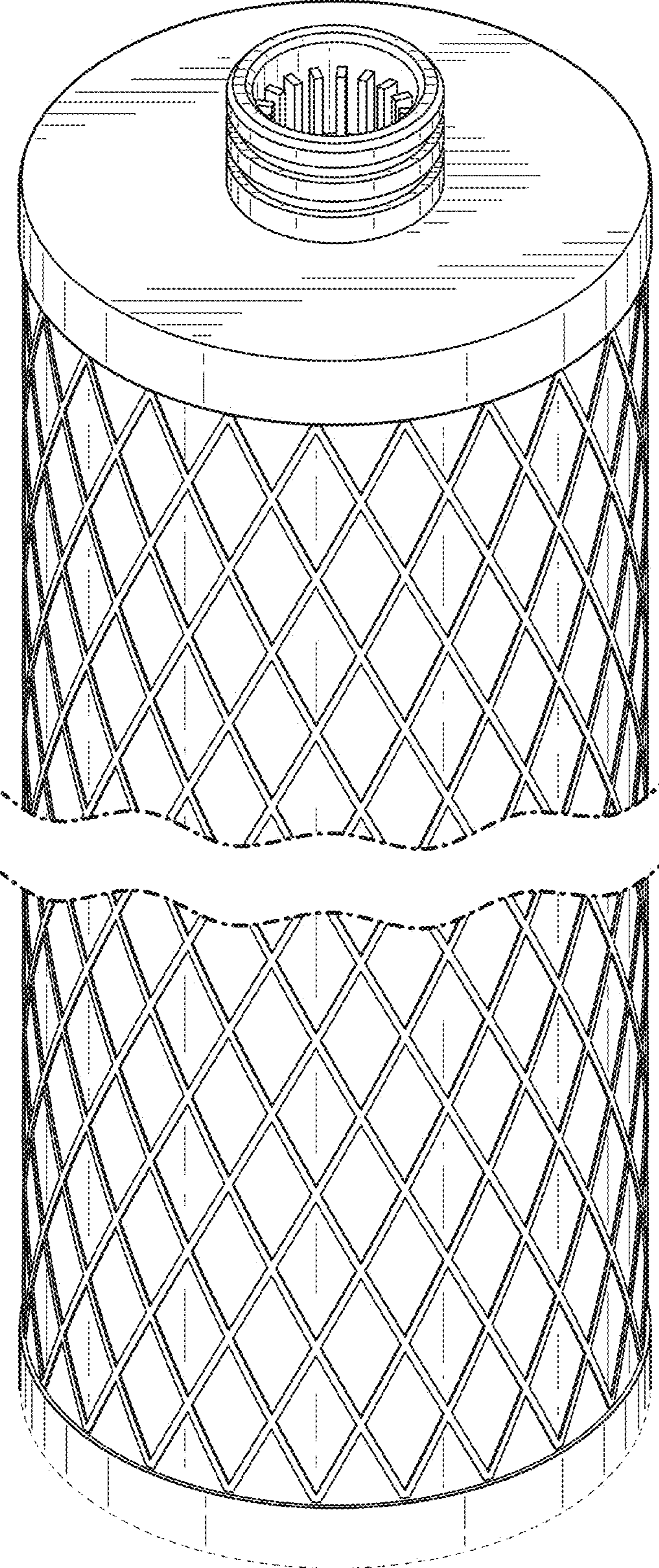


FIG. 1

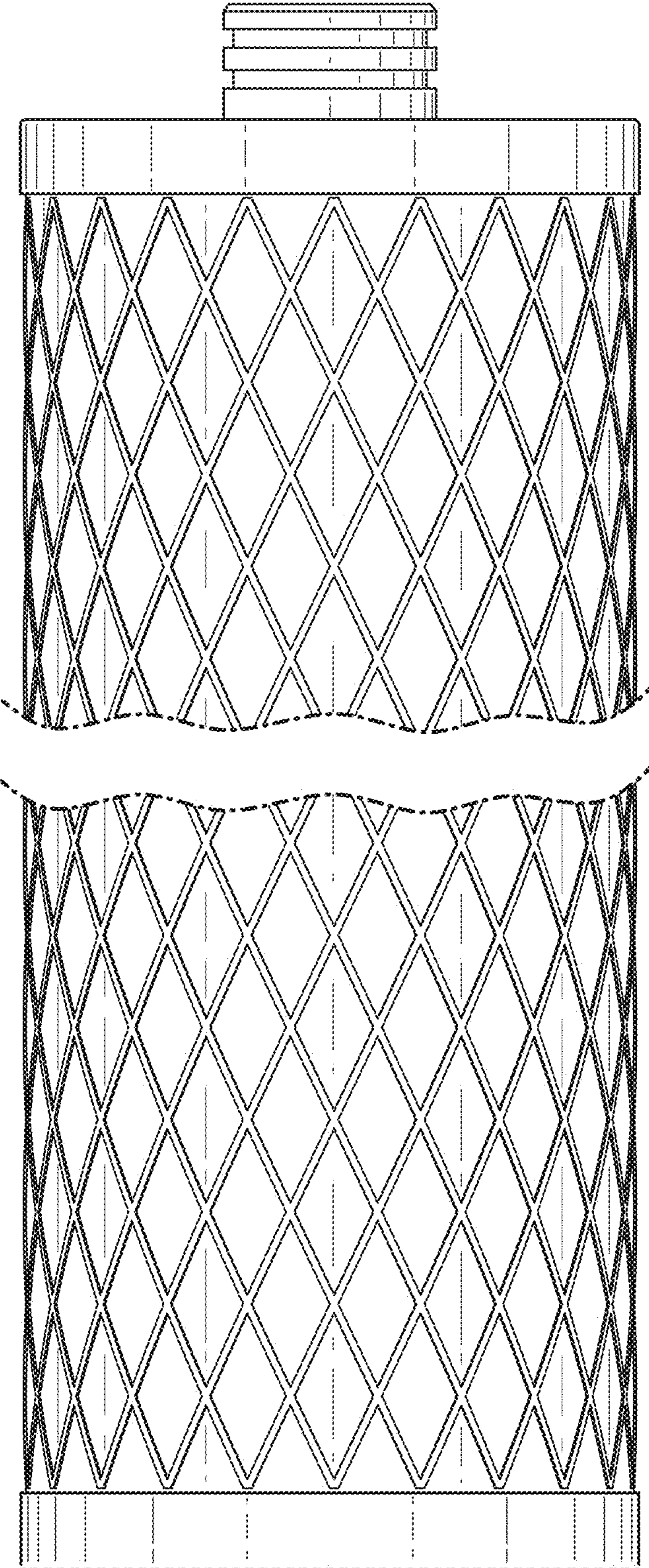


FIG. 2

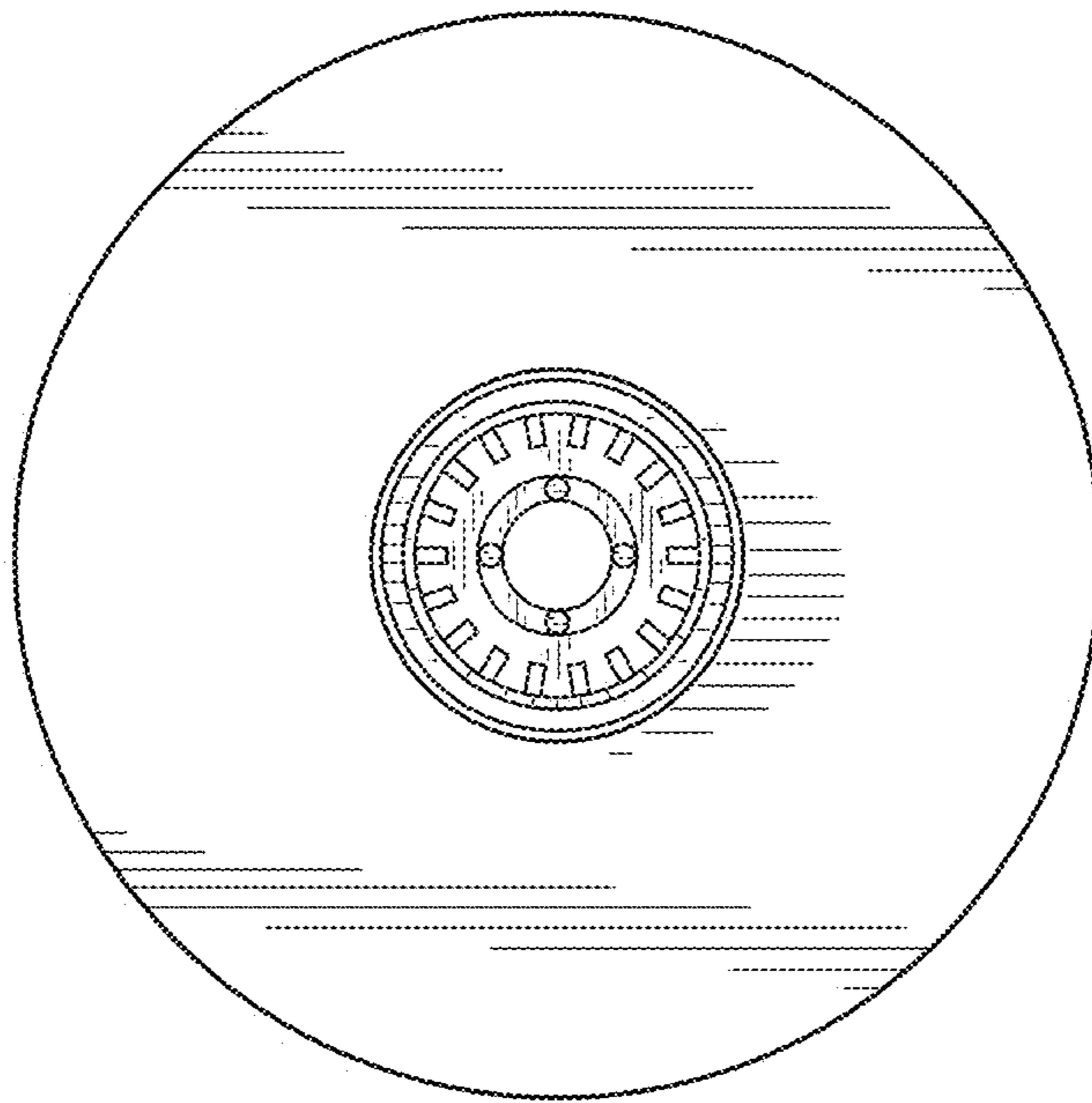


FIG. 3