



US0D1032322S

(12) **United States Design Patent** (10) **Patent No.:** **US D1,032,322 S**
Thon et al. (45) **Date of Patent:** **** Jun. 25, 2024**

(54) GRIP AID	4,890,355 A *	1/1990	Schulten	A45F 5/1046 74/551.9
(71) Applicant: Amazon Technologies, Inc. , Seattle, WA (US)	D384,279 S *	9/1997	Hepworth	D9/434
	D403,035 S *	12/1998	MacPherson	D21/684
	D533,761 S *	12/2006	Lin	D8/107
	D546,659 S *	7/2007	Smith	D8/321
(72) Inventors: Rachael Mackenzie Thon , Dallas, TX (US); Emory Jacob Nelkie , Wyoming, MI (US)	D566,546 S *	4/2008	Williamson	D9/434
	D775,926 S *	1/2017	Atkins	D8/303
	D778,706 S *	2/2017	Atkins	D8/303
	D814,264 S *	4/2018	Werdowatz	D9/434
	D955,852 S *	6/2022	Werdowatz	A45F 5/102 D8/303
(73) Assignee: Amazon Technologies, Inc. , Seattle, WA (US)	2015/0257518 A1 *	9/2015	Burkman	A45F 5/1046 294/171

(**) Term: **15 Years**

* cited by examiner

(21) Appl. No.: **29/868,093**

Primary Examiner — Lauren R Calve

(22) Filed: **Nov. 18, 2022**

(74) *Attorney, Agent, or Firm* — Lee & Hayes, P.C.

(51) **LOC (14) Cl.** **08-06**

(57) **CLAIM**

(52) **U.S. Cl.**

The ornamental design for a grip aid, as shown and described.

USPC **D8/303**; D8/321

(58) **Field of Classification Search**

DESCRIPTION

USPC D8/107, 300, 303, 307, 321, 322;
D7/395; D9/434; D3/328

CPC Y10S 16/12; B65D 2525/285; B65D 1/16;
B65D 2525/289; B65D 33/06; B65D
63/18; Y10T 74/20828; Y10T 29/49876;
Y10T 74/2087; Y10T 74/20732; Y10T
74/20822; Y10T 74/2078

See application file for complete search history.

FIG. 1 is a bottom, back perspective view of a grip aid;
FIG. 2 is a top, front perspective view thereof;
FIG. 3 is a front view thereof;
FIG. 4 is a back view thereof;
FIG. 5 is a top view thereof;
FIG. 6 is a bottom view thereof;
FIG. 7 is a left-side view thereof; and,
FIG. 8 is a right-side view thereof.

(56) **References Cited**

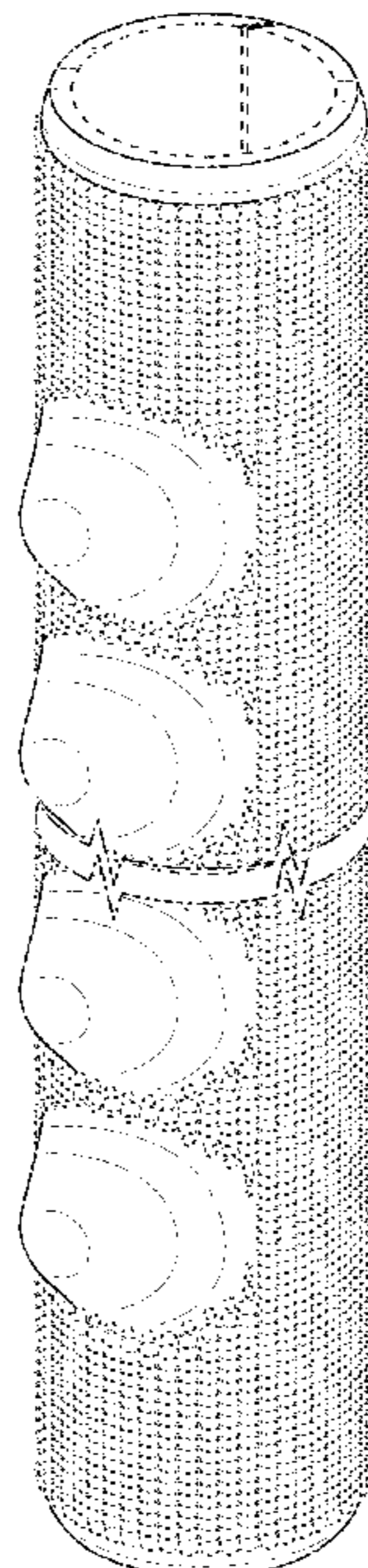
U.S. PATENT DOCUMENTS

2,666,340 A *	1/1954	Hunt	B62K 21/26 30/340
D185,613 S *	6/1959	Price	74/551.9
3,800,361 A *	4/1974	Stauffer	A45F 5/1046 294/171

The dot-dashed broken separation lines disclaim the length of the grip aid. The separation lines and portion between the separation lines form no part of the claimed design.

The dashed broken lines depict portions of the grip aid that form no part of the claimed design.

1 Claim, 8 Drawing Sheets



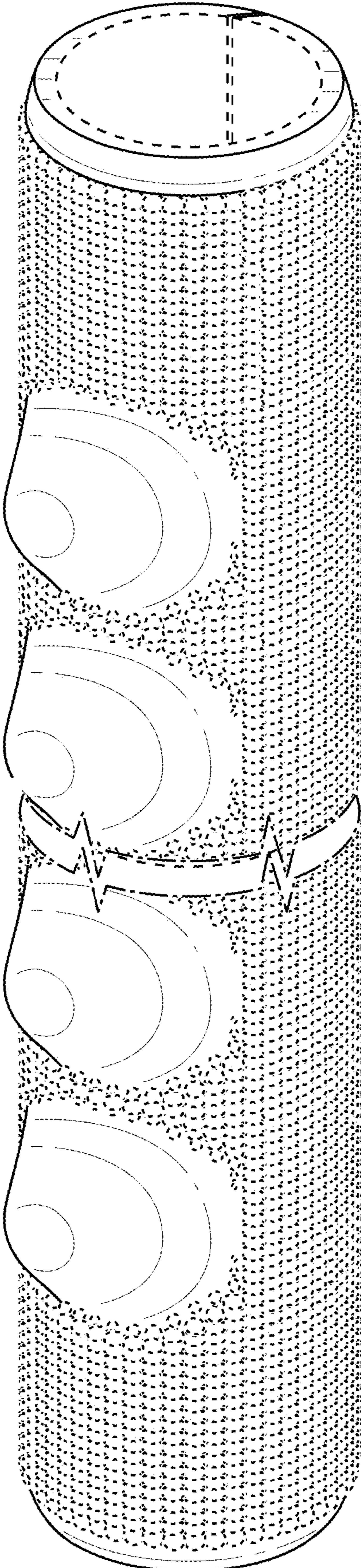


FIG. 1

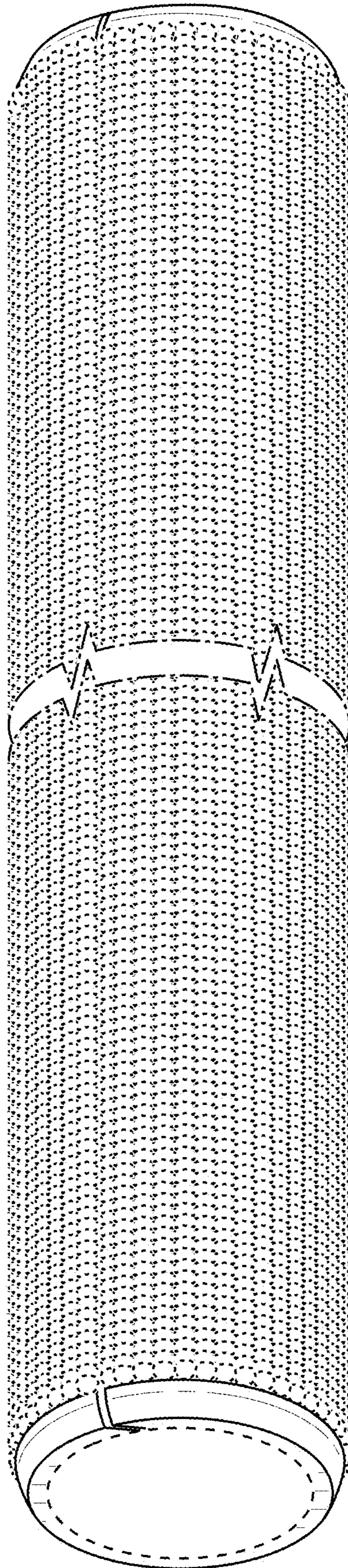


FIG. 2

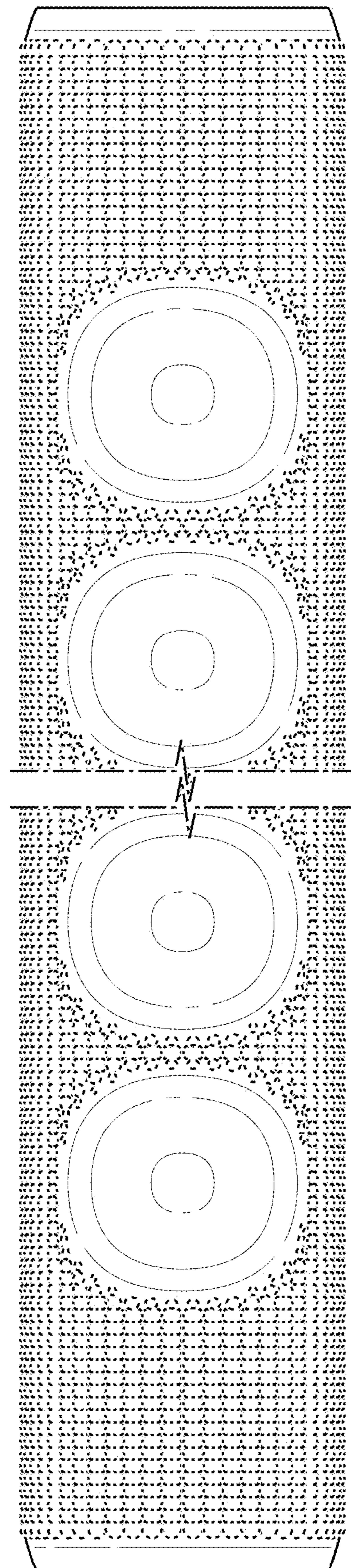


FIG. 3

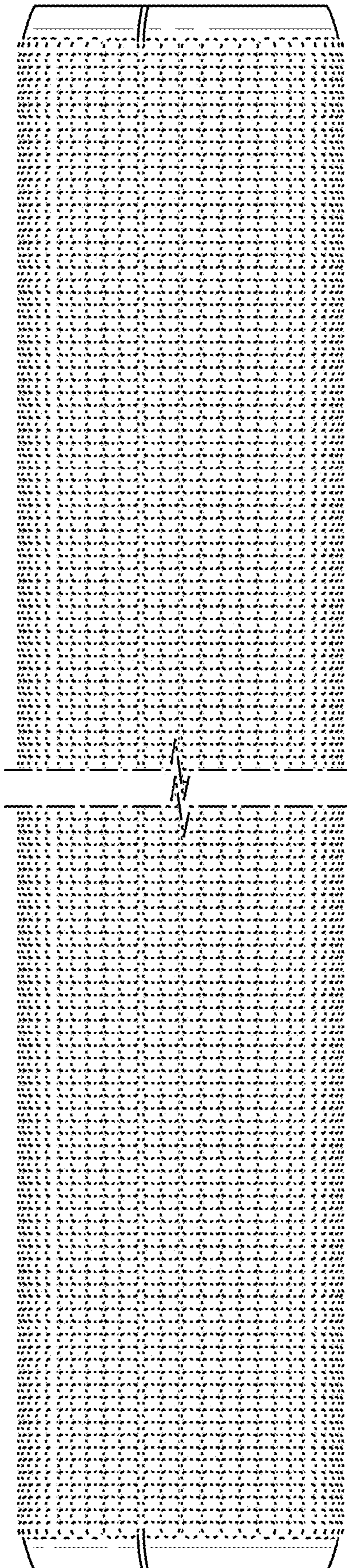


FIG. 4

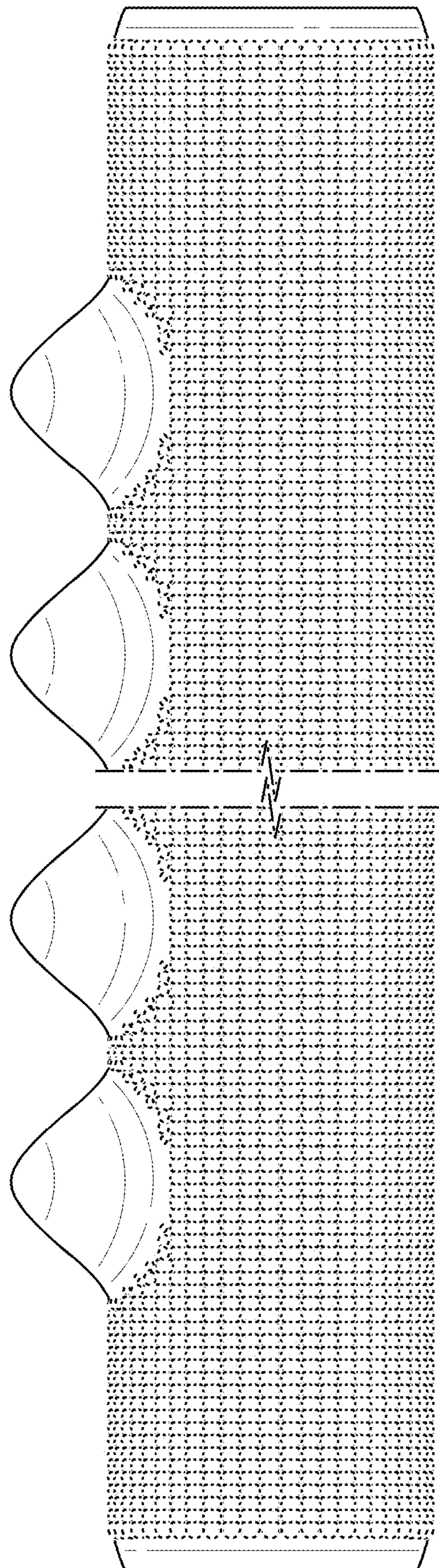


FIG. 5

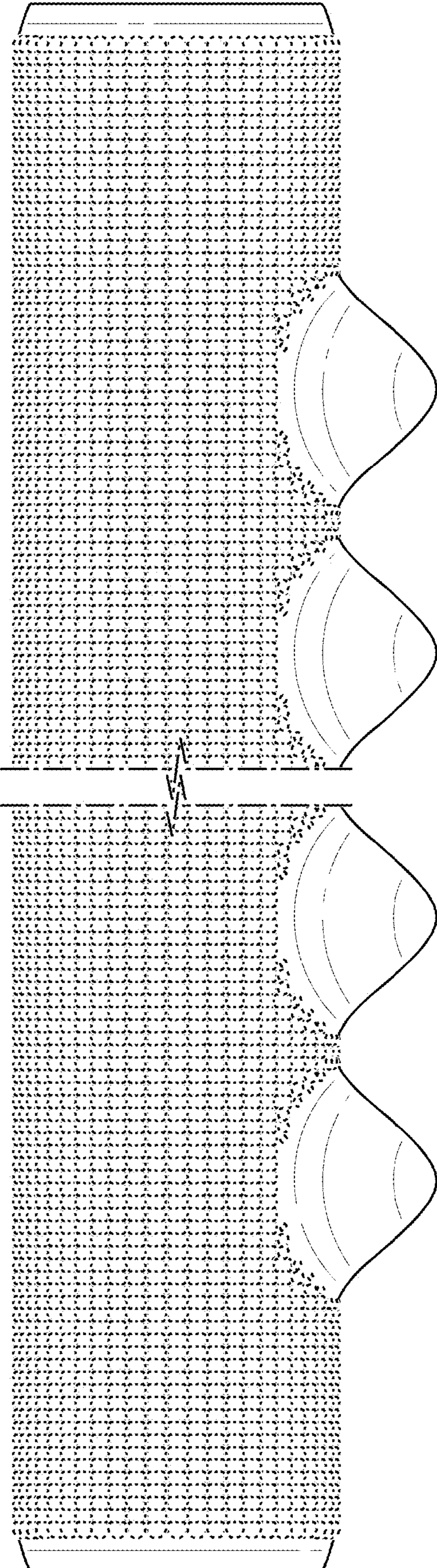


FIG. 6

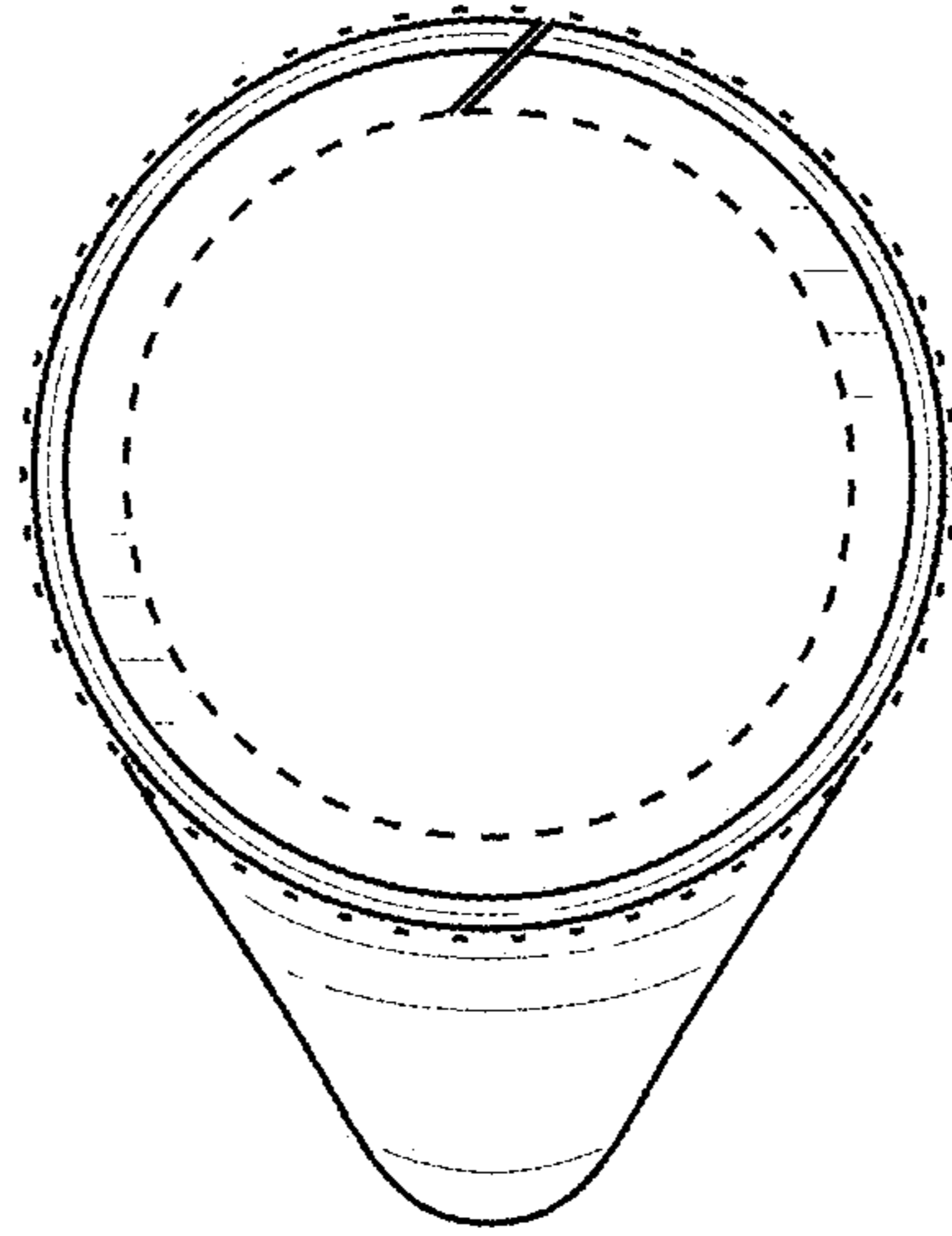


FIG. 7

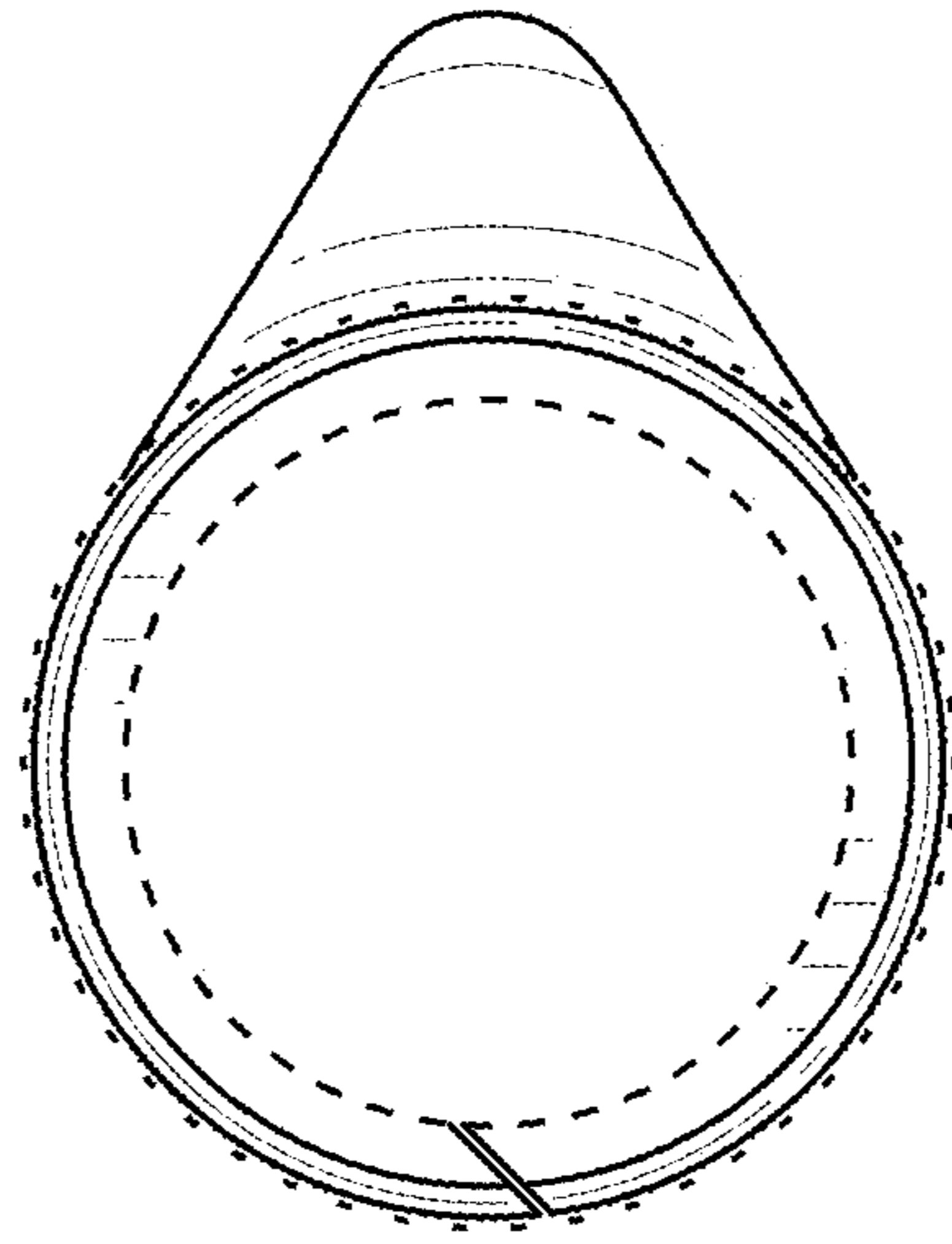


FIG. 8