



US0D1032312S

(12) **United States Design Patent** (10) **Patent No.:** **US D1,032,312 S**
Stehl (45) **Date of Patent:** **** Jun. 25, 2024**

(54) **WRENCH**
(71) Applicant: **Robert Nicholas Stehl**, Fort Worth, TX (US)
(72) Inventor: **Robert Nicholas Stehl**, Fort Worth, TX (US)
(**) Term: **15 Years**
(21) Appl. No.: **29/851,636**

D379,053 S * 5/1997 Howard D8/21
D387,640 S * 12/1997 Von Fange D8/28
D431,982 S * 10/2000 Nyberg D8/21
D458,523 S * 6/2002 Newton, Sr. D8/17
D461,107 S * 8/2002 Pitt D8/17
D496,570 S * 9/2004 Wolf D8/18
D519,342 S * 4/2006 Hartman D8/28
D628,348 S * 11/2010 Chao D30/145
D644,897 S * 9/2011 Stricker D8/21
9,272,396 B2 * 3/2016 Stricker B25B 13/50
D752,931 S * 4/2016 Merritt D8/17

(Continued)

(22) Filed: **Aug. 30, 2022**
(51) **LOC (14) Cl.** **08-05**
(52) **U.S. Cl.**
USPC **D8/17**
(58) **Field of Classification Search**
USPC D8/14, 17, 19, 21, 27, 28
CPC B25B 13/5004; B25B 13/465
See application file for complete search history.

OTHER PUBLICATIONS

10 Inch RO Wrench Filter Bottle Wrench Water Filter Housing Spanner, Wrench for RO Water Filter Housing of Reverse Osmosis Membrane Connector(Pack of 20); Pxyelec; Amazon.com; Apr. 25, 2019; acc Feb. 28, 2024; URL:<https://www.amazon.com/Pxyelec-Housing-Spanner-Membrane-Connector/dp/B07R51RH44> (Year: 2019).*

Primary Examiner — Rachel A. Voorhies
Assistant Examiner — Benjamin D. Wannemacher
(74) *Attorney, Agent, or Firm* — Richard Eldredge; Leavitt Eldredge Law Firm

(56) **References Cited**
U.S. PATENT DOCUMENTS

D57,113 S * 2/1921 Campbell, Sr. D8/28
D59,396 S * 10/1921 Coes D8/17
1,441,120 A * 1/1923 Schmieding B25B 13/463
81/63
1,529,075 A * 3/1925 McIntyre B25B 13/04
81/124.3
D168,385 S * 12/1952 Watson D23/262
D176,005 S * 11/1955 Cariello 81/124.4
D275,258 S * 8/1984 Albrecht D8/89
D276,123 S * 10/1984 Pyles D8/21
D285,948 S * 9/1986 Mazzoleni D21/486
4,738,169 A * 4/1988 Wyka B25B 13/04
81/492
D329,788 S * 9/1992 Andrew D8/17
D333,243 S * 2/1993 Brown D8/21
D346,101 S * 4/1994 Soliz D8/27
5,353,666 A * 10/1994 Rogers B25B 27/0042
81/3.4
D359,210 S * 6/1995 Gramling D8/21
D373,940 S * 9/1996 Kerlee D8/21

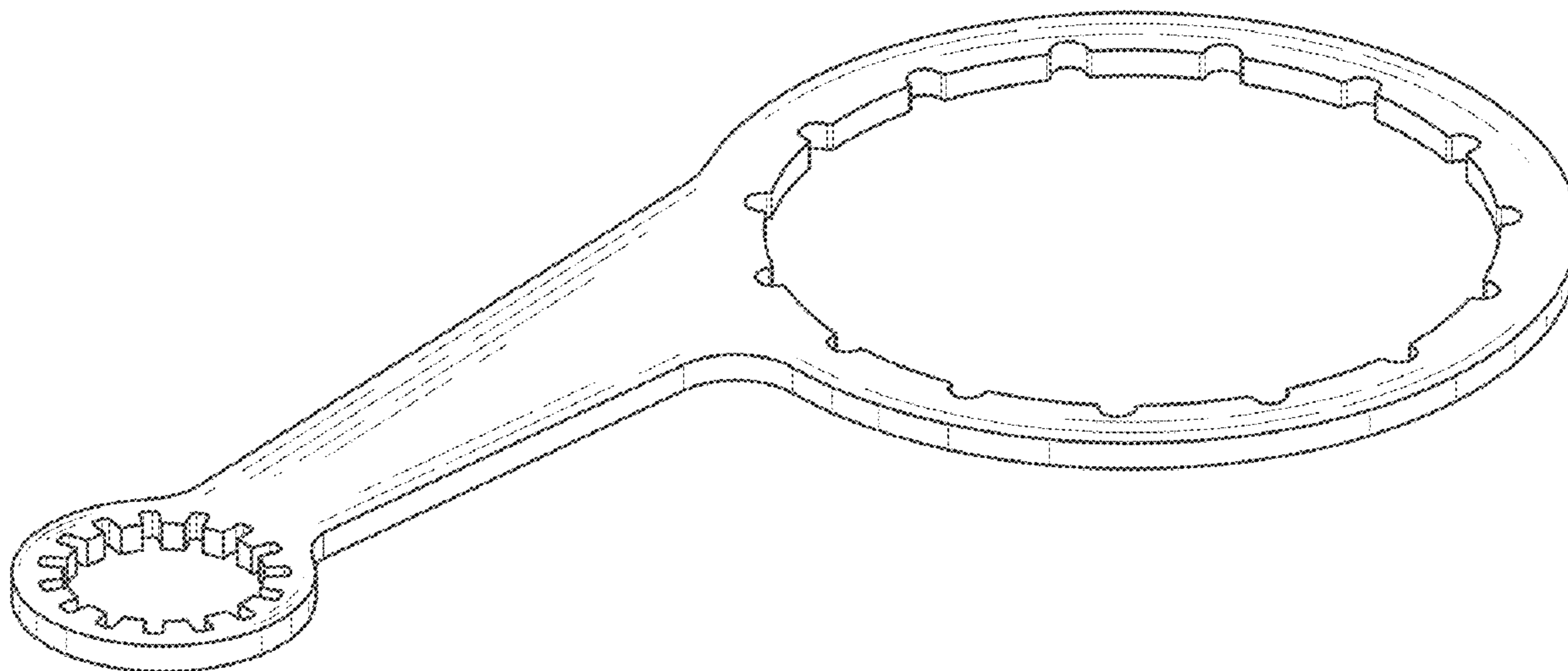
(57) **CLAIM**

The ornamental design for a wrench, as shown and described.

DESCRIPTION

FIG. 1 is an isometric view of a wrench in accordance with the present application.
FIG. 2 is a front view of the wrench.
FIG. 3 is a back view of the wrench.
FIG. 4 is a first side view of the wrench.
FIG. 5 is a second side view of the wrench.
FIG. 6 is a top view of the wrench; and,
FIG. 7 is a bottom view of the wrench.

1 Claim, 7 Drawing Sheets



(56)

References Cited

U.S. PATENT DOCUMENTS

D753,452	S *	4/2016	Merritt	D8/17
D755,592	S *	5/2016	Bullard	D8/21
D781,674	S *	3/2017	Bullard	D8/17
D824,228	S *	7/2018	Wilson	D8/21
10,882,163	B2 *	1/2021	Sweeney	B25B 13/50
D910,390	S *	2/2021	Li	D8/27
10,974,373	B2 *	4/2021	Thompson	B25B 23/0035
D928,593	S *	8/2021	Altamura	D8/356
D947,628	S *	4/2022	Coats	D8/21
D953,524	S *	5/2022	Green	D24/227
11,628,544	B2 *	4/2023	Chen	B25B 13/50
					81/119
D1,000,923	S *	10/2023	Bausch	D8/40
D1,004,857	S *	11/2023	Kim	D30/155
2004/0060399	A1 *	4/2004	Willis, Sr.	B25B 13/50
					81/300
2005/0150332	A1 *	7/2005	Russell	B25B 13/50
					81/125.1

* cited by examiner

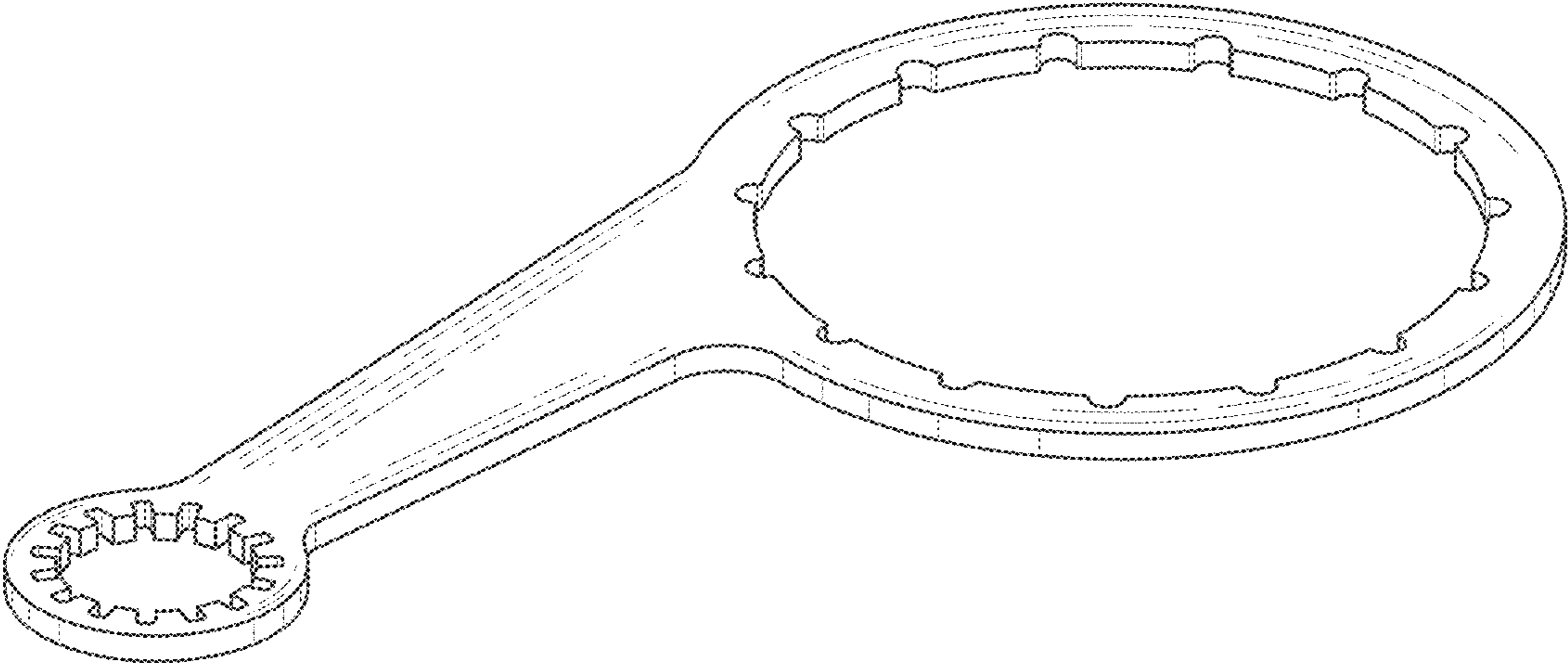


FIG. 1

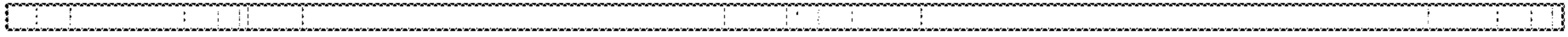


FIG. 2



FIG. 3




FIG. 4




FIG. 5

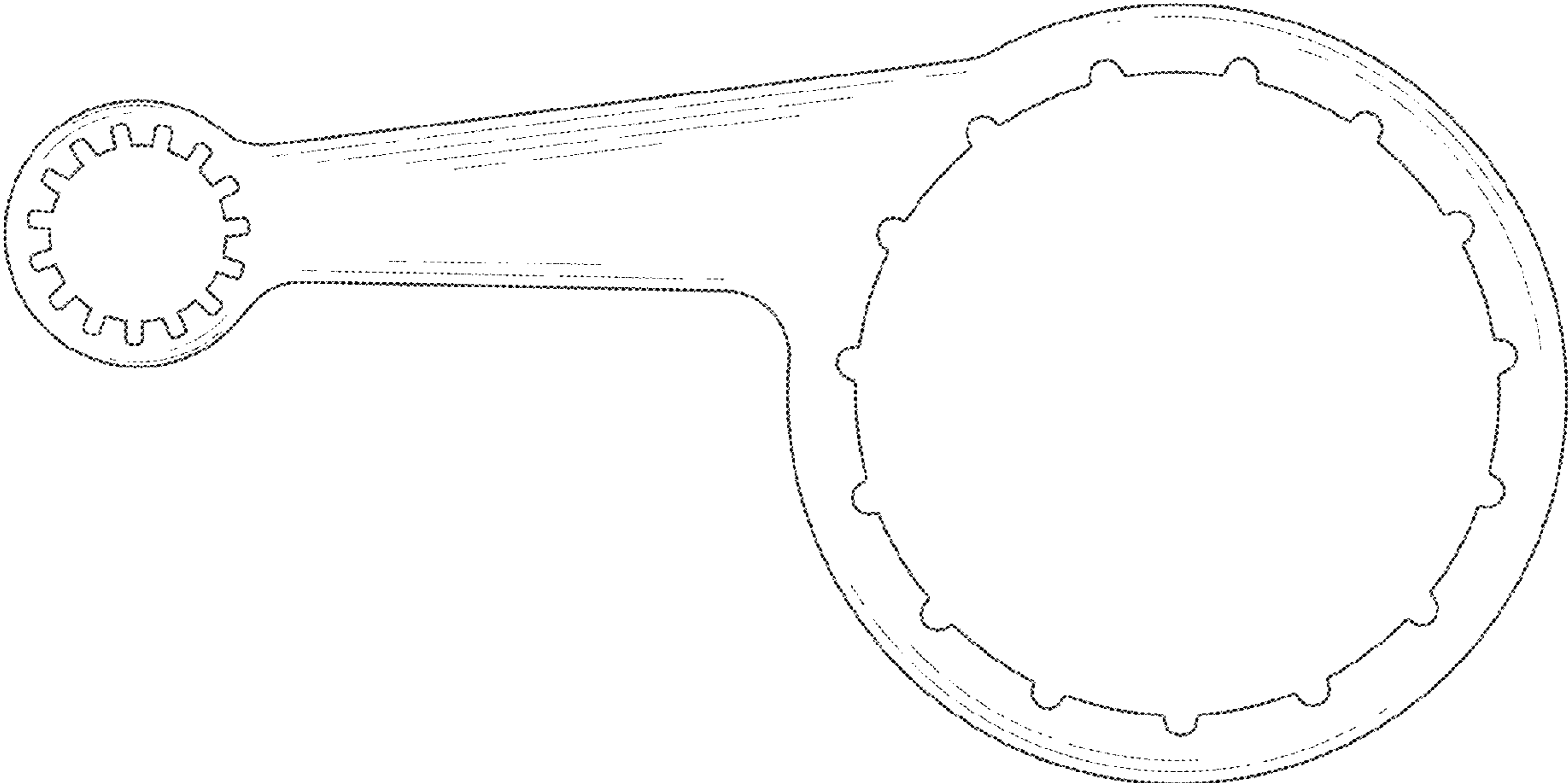


FIG. 6

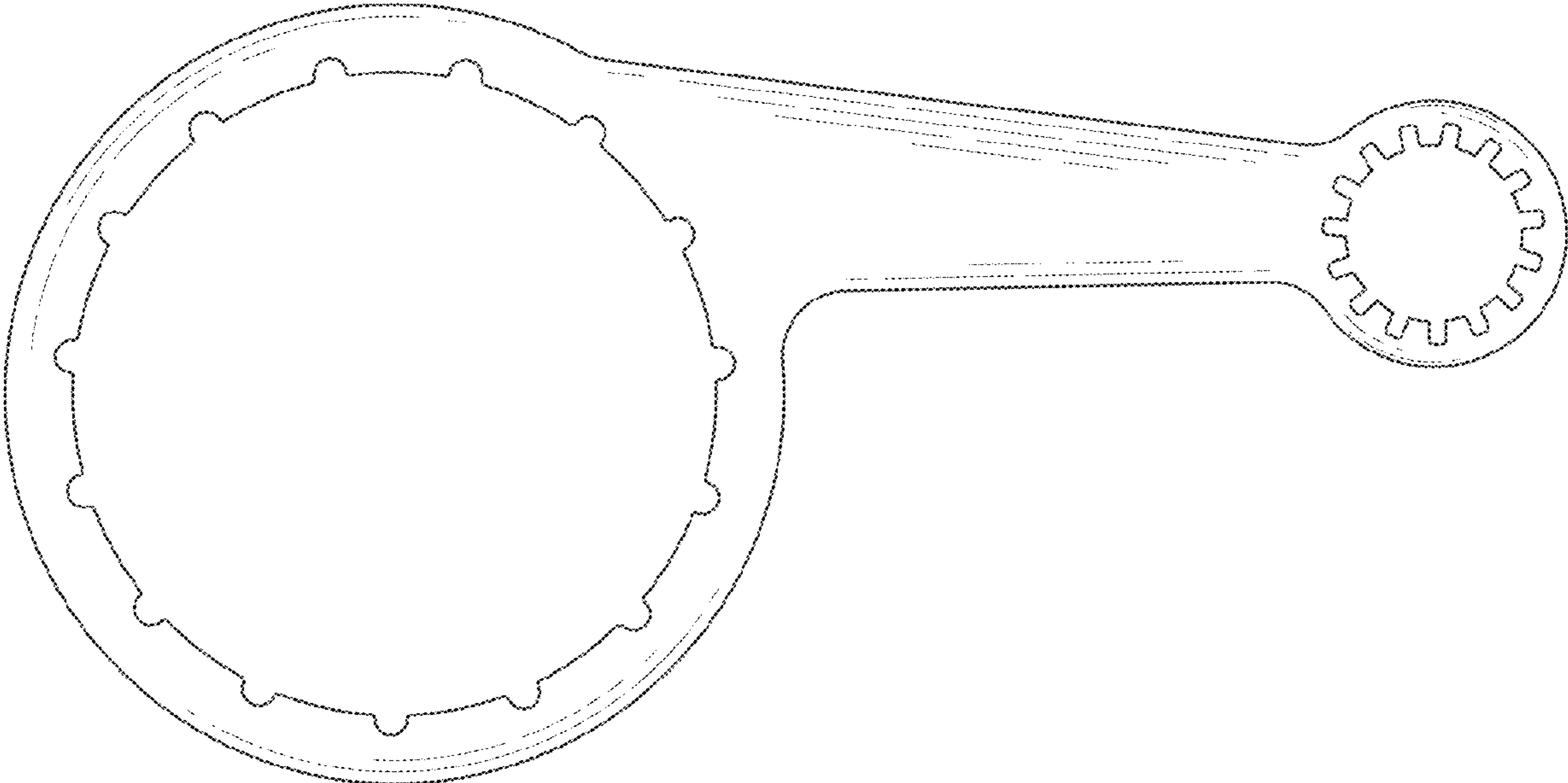


FIG. 7