



US0D1032171S

(12) **United States Design Patent** (10) **Patent No.:** **US D1,032,171 S**
Halsinger et al. (45) **Date of Patent:** **** Jun. 25, 2024**

(54) **SHOE ORTHOTIC**

FOREIGN PATENT DOCUMENTS

(71) Applicant: **Hewlett-Packard Development Company, L.P.**, Spring, TX (US)

CN 304964854 S 12/2018
CN 304977458 S 1/2019

(Continued)

(72) Inventors: **Kai Halsinger**, Vancouver, WA (US); **Nathan Eric Shirley**, Vancouver, WA (US); **Melanie Shelton**, Vancouver, WA (US); **Felix Ballerstedt**, Portland, OR (US); **Evan Lloyd Greenberg**, Portland, OR (US); **Robert Michael Bruce**, Portland, OR (US); **Ronnie George Parsons**, Portland, OR (US)

OTHER PUBLICATIONS

Jacked Up Footwear "Heel Lift Insoles," Google search dated Nov. 22, 2022 Viewed on Nov. 22, 2022, available at: <https://jackedupfootwear.com/collections/jacked-up-footwear/products/heel-lift-insoles-for-leg-length-discrepancy-by-jacked-up-footwear> (Year: 2022).*

(Continued)

(73) Assignee: **Hewlett-Packard Development Company, L.P.**, Spring, TX (US)

Primary Examiner — Jennifer L Rempfer
Assistant Examiner — Adrienne Corna

(**) Term: **15 Years**

(74) *Attorney, Agent, or Firm* — Michael Dryja

(21) Appl. No.: **29/801,389**

(57) **CLAIM**

(22) Filed: **Jul. 28, 2021**

The ornamental design for "shoe orthotic," as shown and described.

(51) **LOC (14) Cl.** **02-04**

DESCRIPTION

(52) **U.S. Cl.**
USPC **D2/961**

(58) **Field of Classification Search**
USPC D2/961, 908, 951, 953, 954, 957, 958, D2/960; D24/124, 192
CPC A43B 17/026; A43B 3/26
See application file for complete search history.

FIG. 1 is a top perspective view of a shoe orthotic. FIG. 2 is a bottom, front perspective view of the shoe orthotic of FIG. 1. FIG. 3 is a bottom, rear perspective view of the shoe orthotic of FIG. 1. FIG. 4 is a top view of the shoe orthotic of FIG. 1. FIG. 5 is a bottom view of the shoe orthotic of FIG. 1. FIG. 6 is a front view of the shoe orthotic of FIG. 1. FIG. 7 is a rear view of the shoe orthotic of FIG. 1. FIG. 8 is a right side view of the shoe orthotic of FIG. 1; and, FIG. 9 is a left side view of the shoe orthotic of FIG. 1. The shoe orthotics of FIGS. 1-9 is for a left foot. A complementary shoe orthotic for a right foot is the mirror image of the shoe orthotic for the left foot. The lighter solid lines denote surfaces and contours. Line shading is not surface ornamentation.

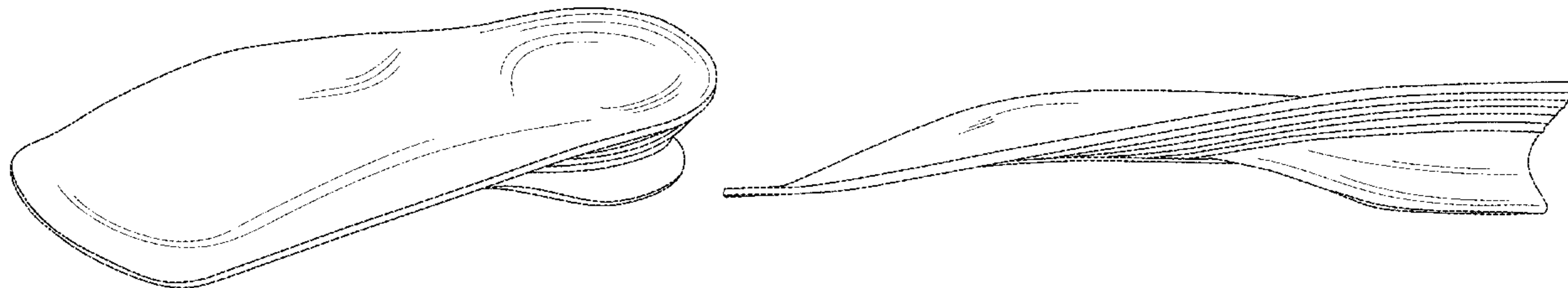
(56) **References Cited**

U.S. PATENT DOCUMENTS

D263,644 S 4/1982 Vinneour et al.
D328,967 S * 9/1992 Brown D2/961
D332,003 S * 12/1992 Brown D2/961
5,311,680 A 5/1994 Comparetto
5,611,153 A * 3/1997 Fisher A43B 7/143
D498,577 S * 11/2004 Crewdson D2/961

(Continued)

1 Claim, 9 Drawing Sheets






FIG. 1

FIG. 2




FIG. 3

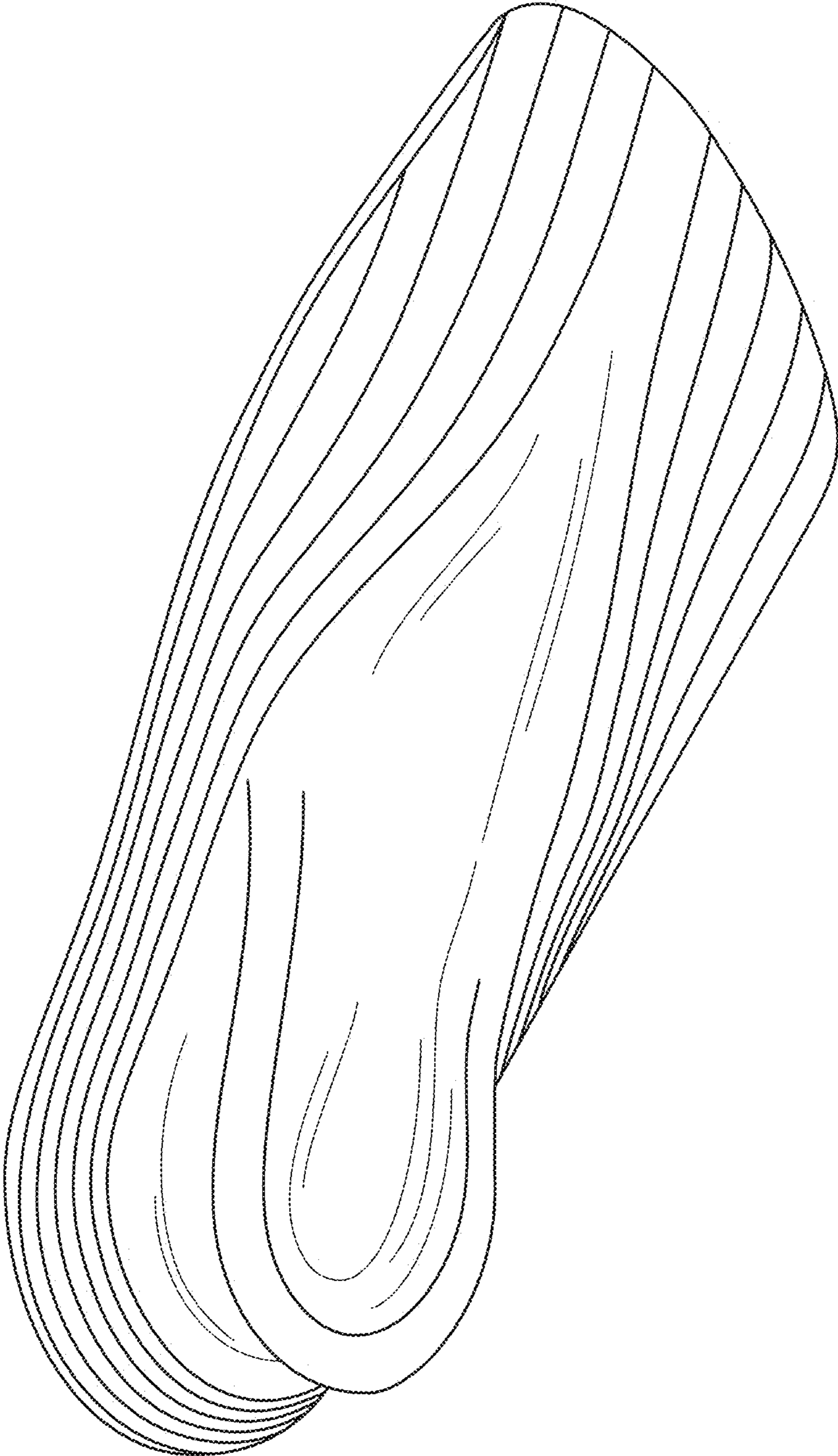




FIG. 4

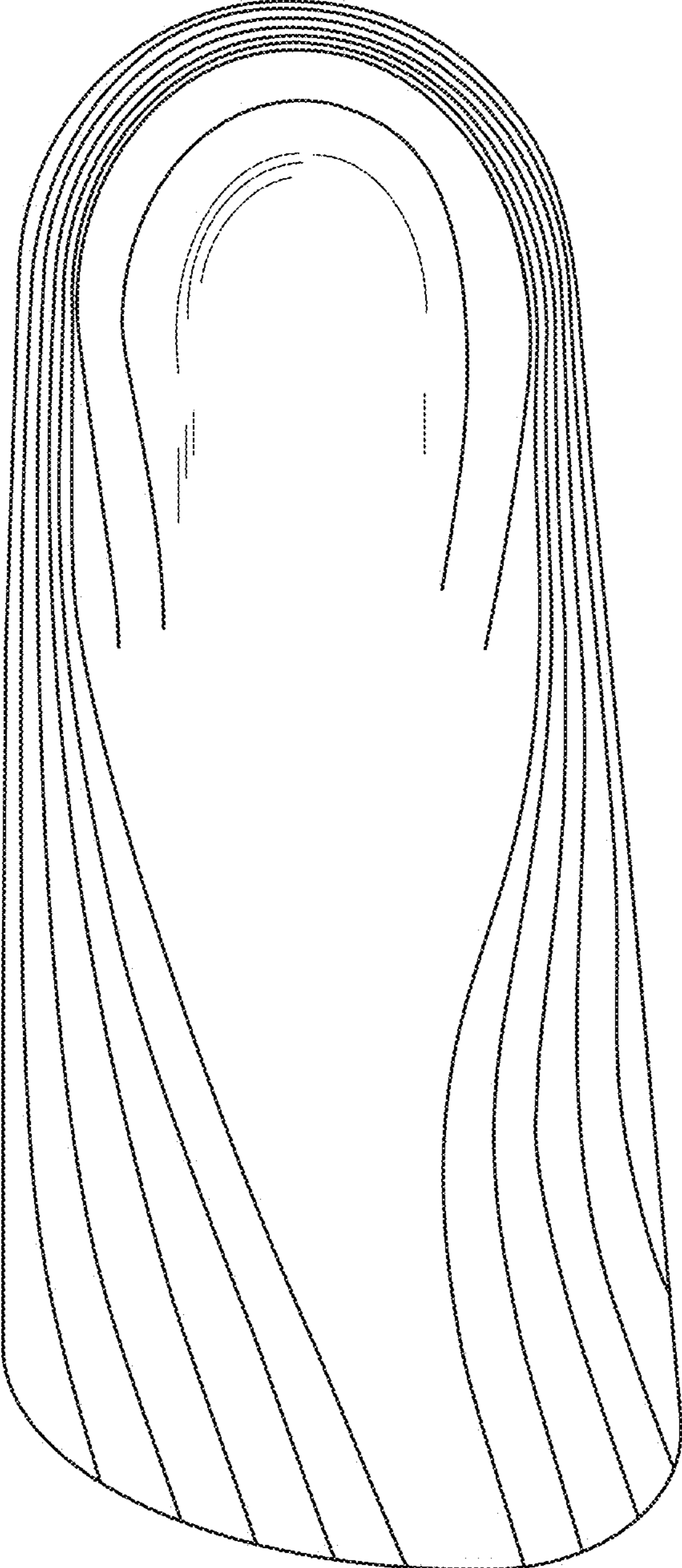


FIG. 5

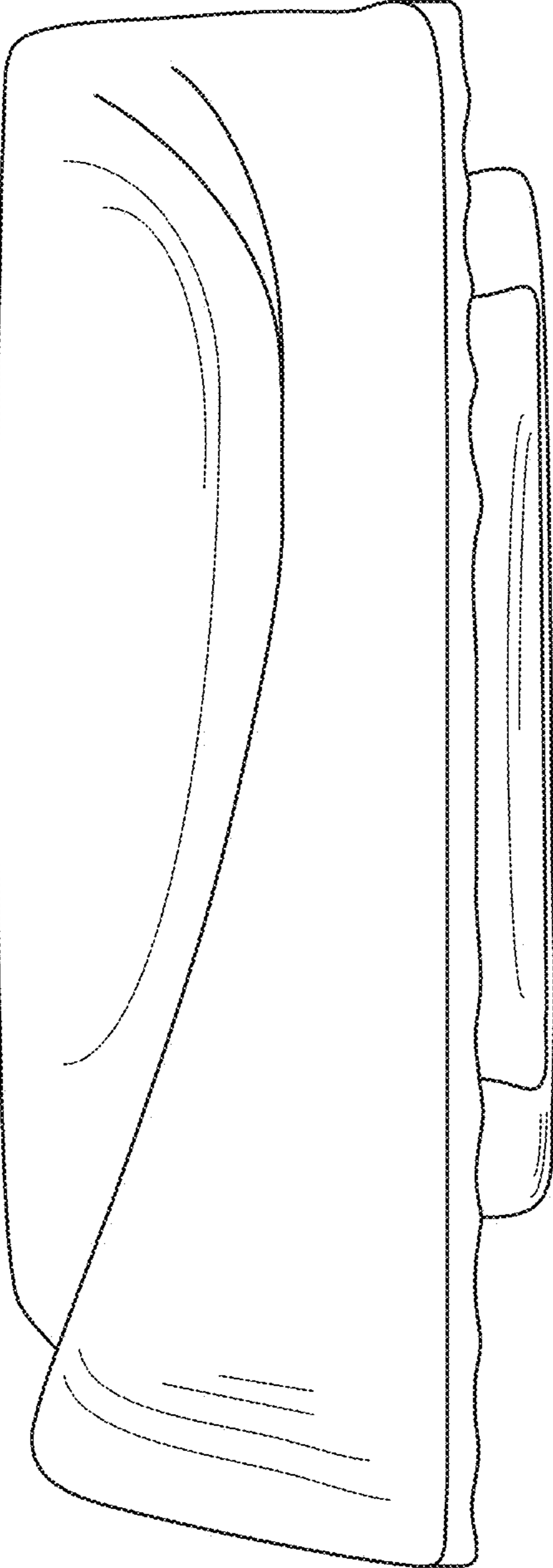


FIG. 6

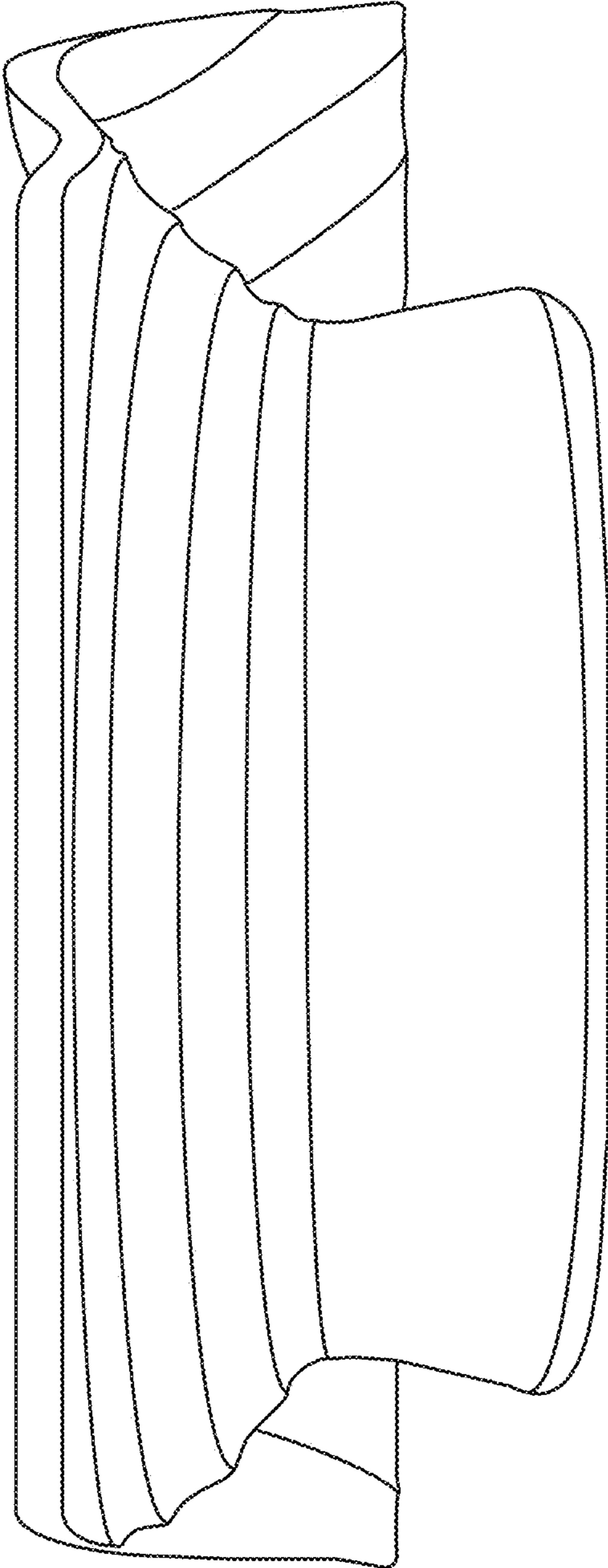
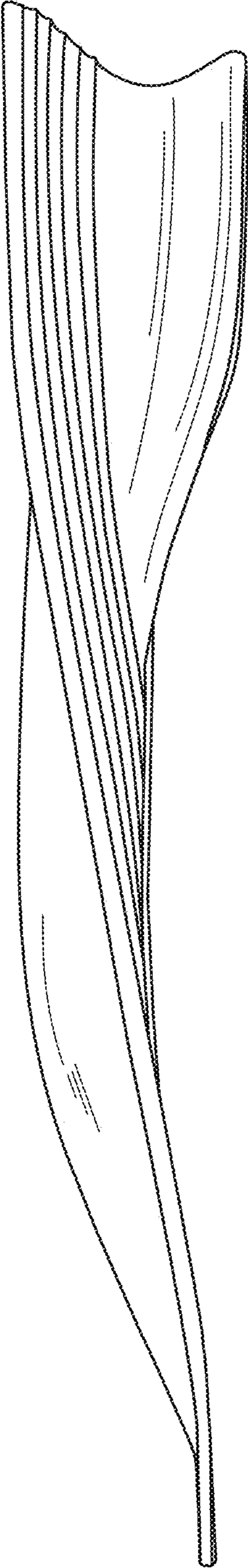


FIG. 7

FIG. 8






FIG. 9