



US0D1031895S

(12) **United States Design Patent**
Orozco

(10) **Patent No.:** **US D1,031,895 S**

(45) **Date of Patent:** **** Jun. 18, 2024**

(54) **TRAINING SYSTEM HAVING PADDED GLOVES WITH RESISTANCE BAND**

(71) Applicant: **Israel Orozco**, North Las Vegas, NV (US)

(72) Inventor: **Israel Orozco**, North Las Vegas, NV (US)

(**) Term: **15 Years**

(21) Appl. No.: **29/784,170**

(22) Filed: **May 18, 2021**

(51) **LOC (14) Cl.** **21-02**

(52) **U.S. Cl.**
USPC **D21/787**; D21/692; D29/116.1

(58) **Field of Classification Search**
USPC D21/787, 798, 698, 694, 797, 683, 684, D21/662, 692; D29/113, 116.1, 122, 123
CPC A63B 2244/102; A63B 2244/10; A63B 71/14; A63B 71/141; A63B 71/145; A63B 21/4023; A63B 21/00043; A63B 21/0552; A63B 21/0555; A63B 21/0557; A41D 19/01523; A41D 19/0037
See application file for complete search history.

(56) **References Cited**

U.S. PATENT DOCUMENTS

D277,238 S *	1/1985	Cass	D29/116.1
D281,373 S *	11/1985	Golomb	D29/116.1
D348,090 S *	6/1994	Riley, Jr.	D21/684
D350,417 S *	9/1994	Bruckner	D29/116.1
5,514,059 A *	5/1996	Romney	A63B 21/0552
				482/121
D436,148 S *	1/2001	Villepigue	D21/692
D621,554 S *	8/2010	Price	D29/116.1
8,657,727 B1 *	2/2014	Kassel	A63B 21/0552
				482/121
D718,396 S *	11/2014	Whitmore	D21/684
D732,747 S *	6/2015	Phillips	D29/116.1

10,149,995 B1 *	12/2018	Ashe	A63B 1/00
D891,705 S *	7/2020	Diem	D29/116.1
D897,607 S *	9/2020	Persaud	D29/116.1
D911,464 S *	2/2021	Lu	D21/692
2005/0159232 A1 *	7/2005	Mackay	A63B 21/0552
				473/219

(Continued)

OTHER PUBLICATIONS

Boxing Resistance Bands for MMA Martial Arts. Date First Available: Nov. 17, 2022. Retrieved from internet: <<https://www.amazon.com/Resistance-Training-Equipment-Punching-Fitness/dp/B0BMQQPXVY/?th=1>> [site visited Oct. 26, 2023] (Year: 2022).*

(Continued)

Primary Examiner — W. A. Teddy Falloway

Assistant Examiner — Yuan Yuan

(57) **CLAIM**

The ornamental design for a training system having padded gloves with resistance band, as shown and described.

DESCRIPTION

FIG. 1 is a top front perspective view of a training system having padded gloves with resistance band showing my new design;

FIG. 2 is a bottom rear perspective view thereof;

FIG. 3 is a top plan view thereof;

FIG. 4 is a bottom plan view thereof;

FIG. 5 is a front elevational view thereof;

FIG. 6 is a back elevational view thereof;

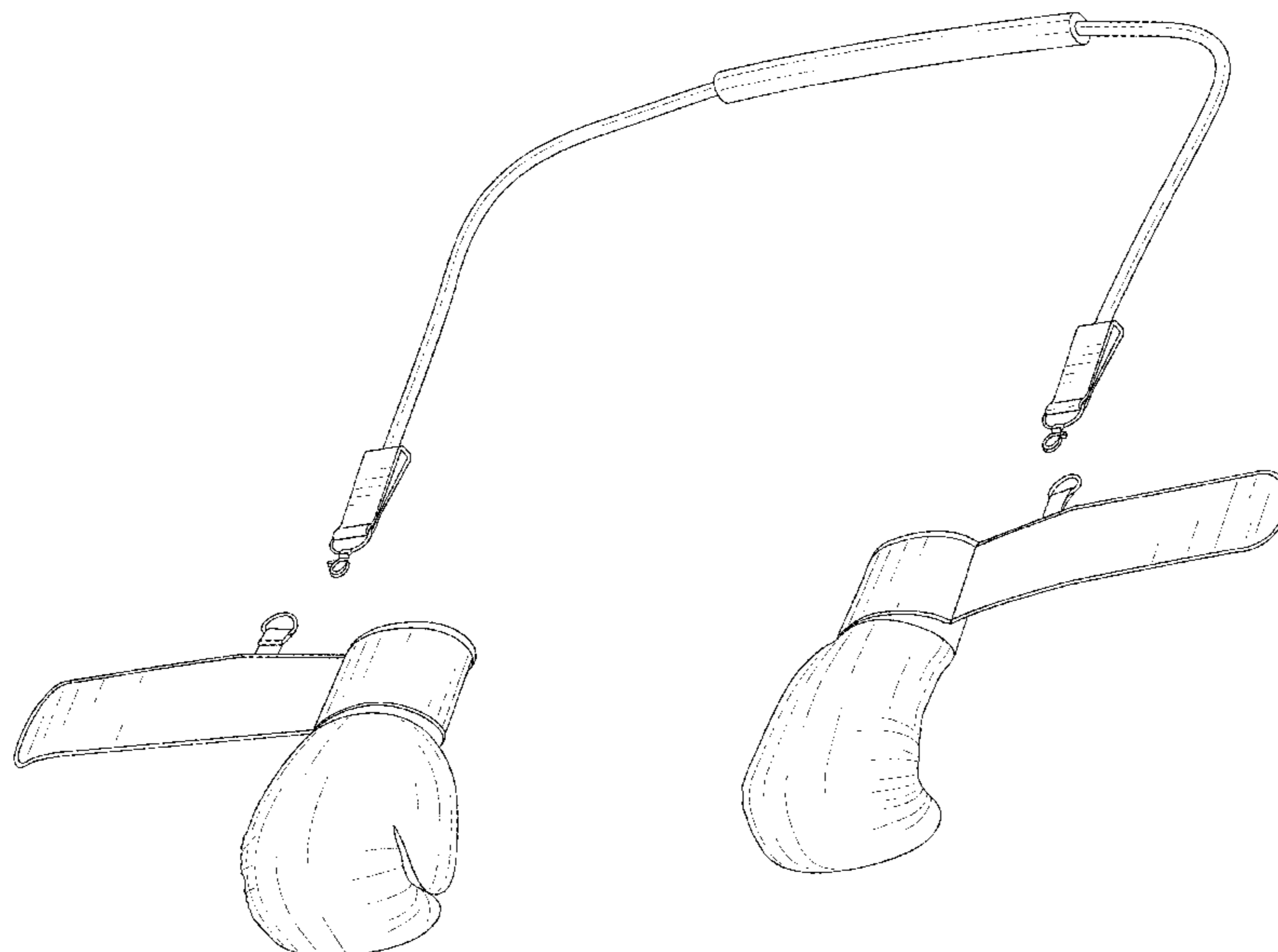
FIG. 7 is a left elevational view thereof;

FIG. 8 is a right elevational view thereof; and,

FIG. 9 is a front perspective view thereof, showing in a state of use.

The broken line showing a person in FIG. 9 is included for the purpose of illustrating environmental structure and forms no part of the claimed design.

1 Claim, 9 Drawing Sheets



(56)

References Cited

U.S. PATENT DOCUMENTS

2006/0052223 A1* 3/2006 Terry A63B 23/03525
482/121
2007/0207905 A1* 9/2007 Winston A63B 21/0084
482/126
2009/0312163 A1* 12/2009 Hern A63B 21/0552
482/124
2011/0224055 A1* 9/2011 Kassel A63B 23/0355
482/121
2012/0210484 A1* 8/2012 Clement A63B 71/145
2/18
2017/0095018 A1* 4/2017 Bruce A41D 19/0044
2021/0016153 A1* 1/2021 Roddy A41D 19/0044
2022/0134213 A1* 5/2022 Adeniran A63B 71/081
2/18
2023/0080887 A1* 3/2023 Jawaid A63B 71/145
2/18

OTHER PUBLICATIONS

Title Boxing Cyclone Leather Training Gloves. Date First Available: May 20, 2019. Retrieved from internet: <<https://www.amazon.com/Title-Boxing-Cyclone-Leather-Training/dp/B07RZMM4F3?th=1>> [site visited Oct. 26, 2023] (Year: 2019).*

* cited by examiner

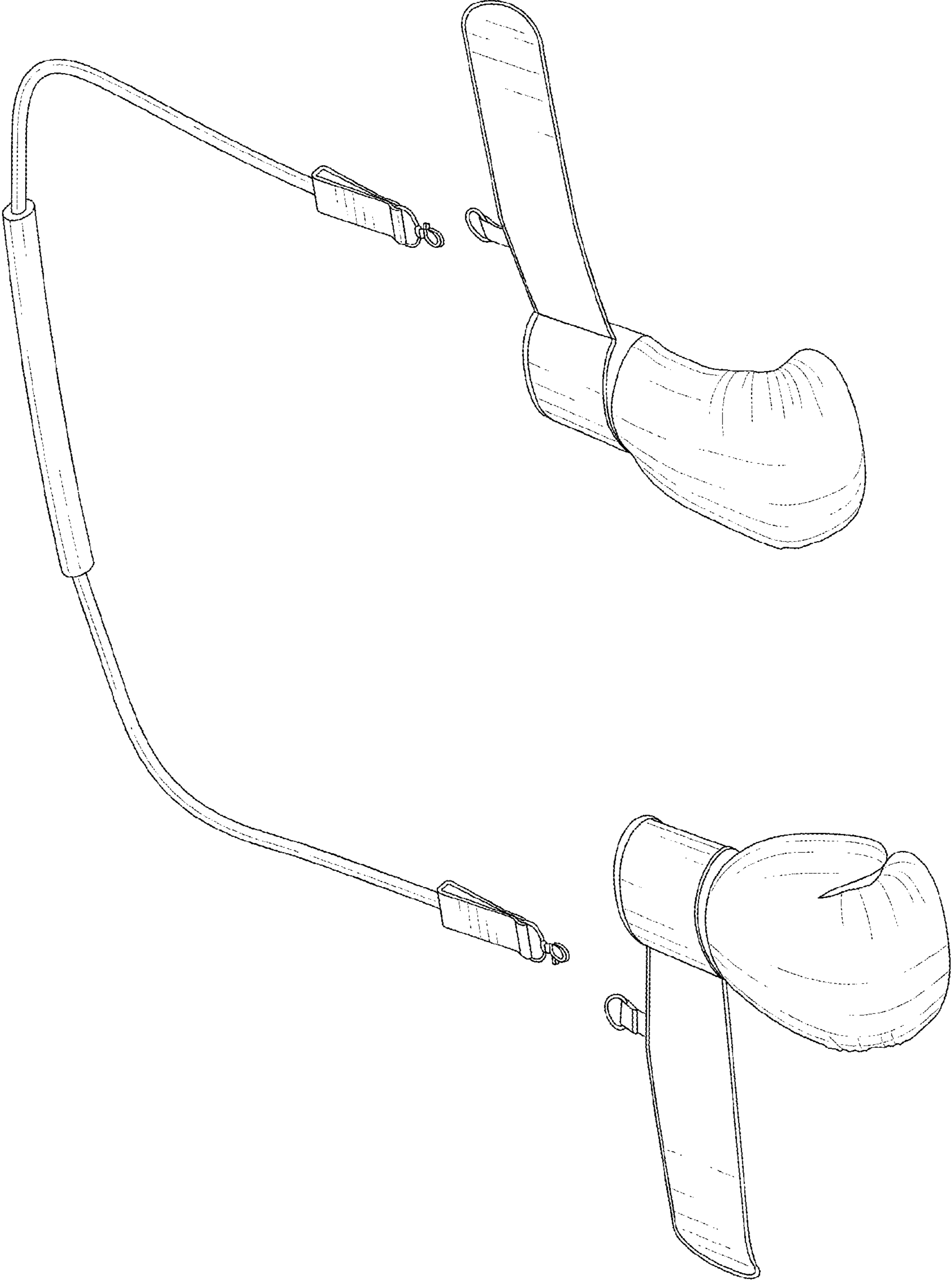


FIG. 1

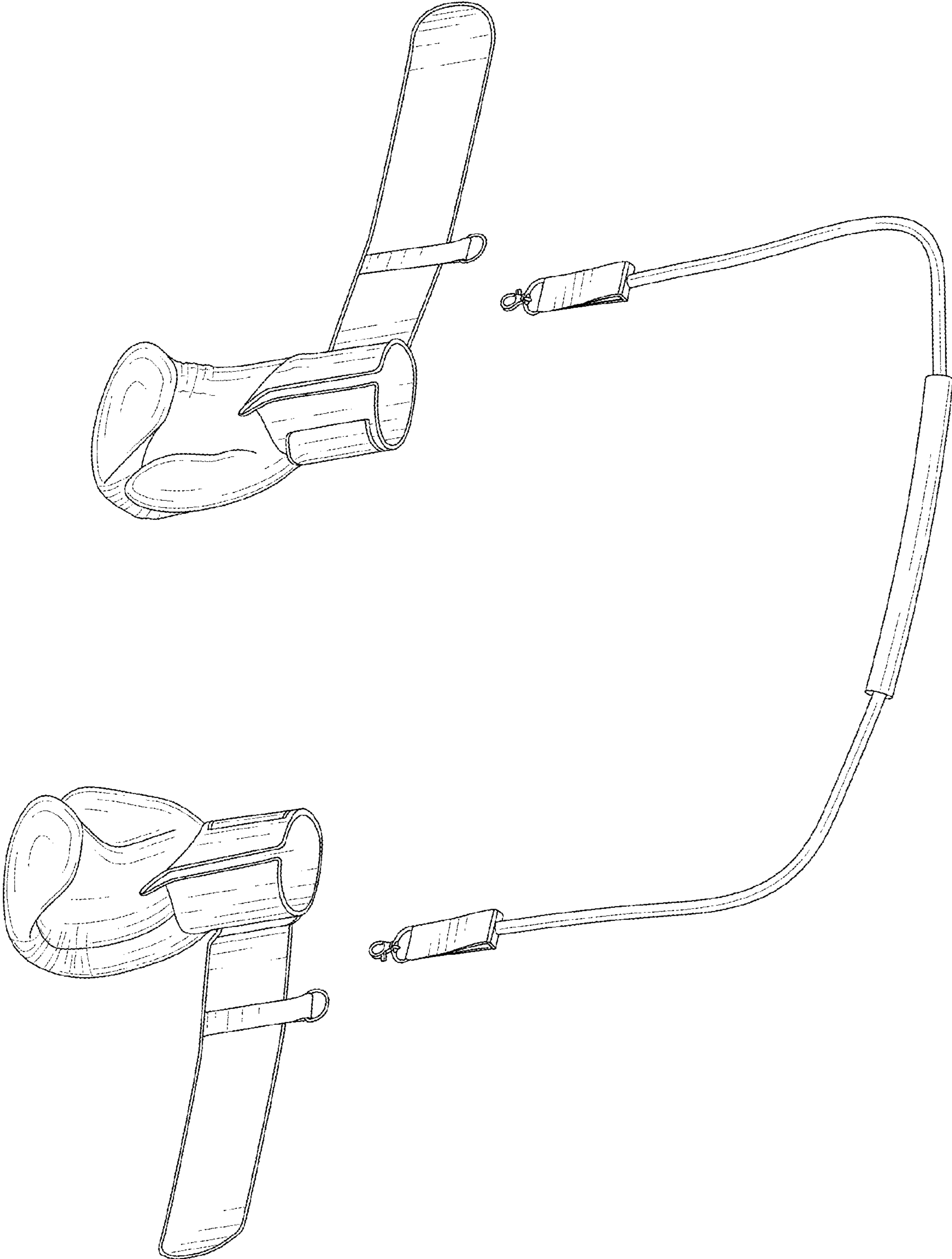


FIG. 2

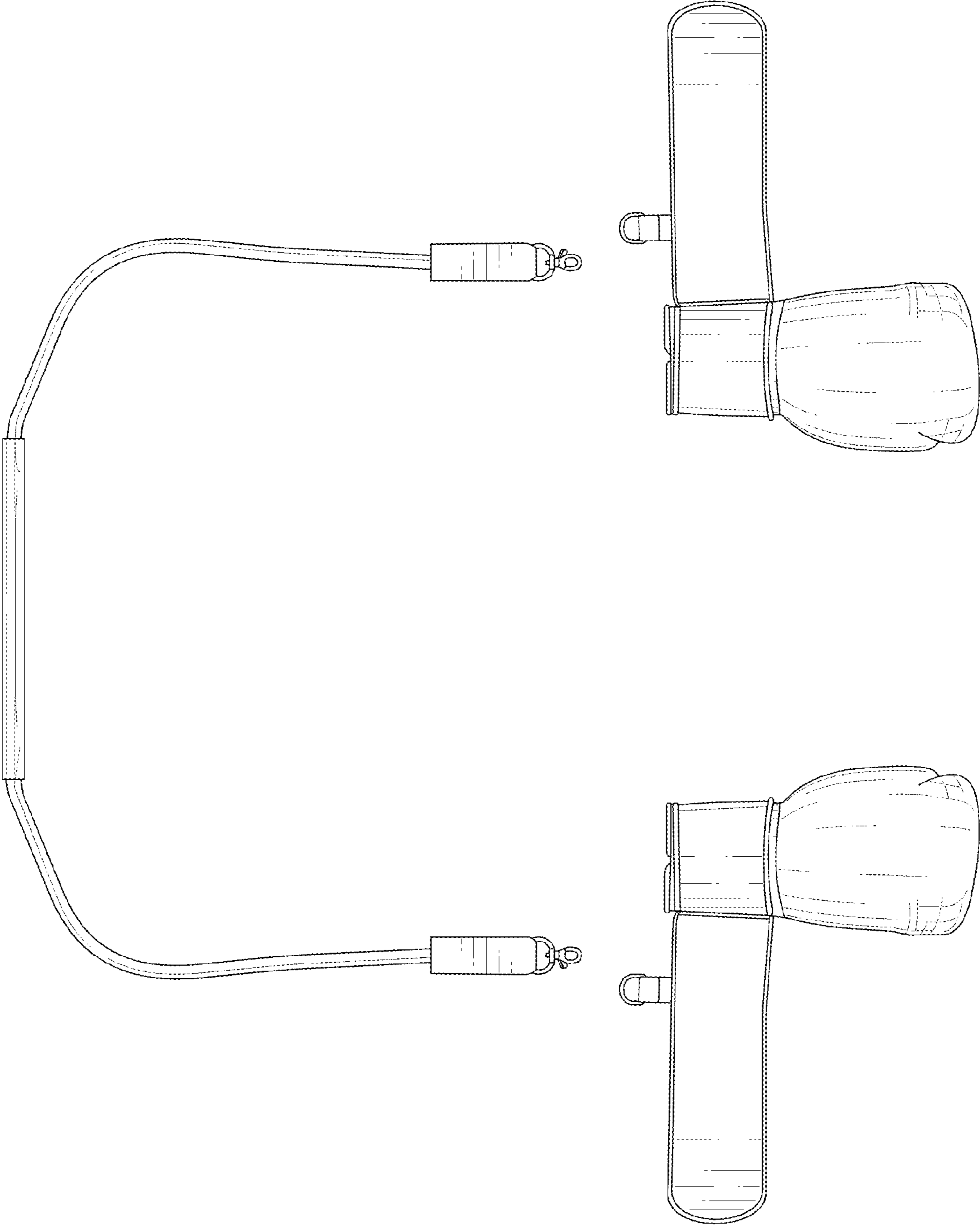


FIG. 3

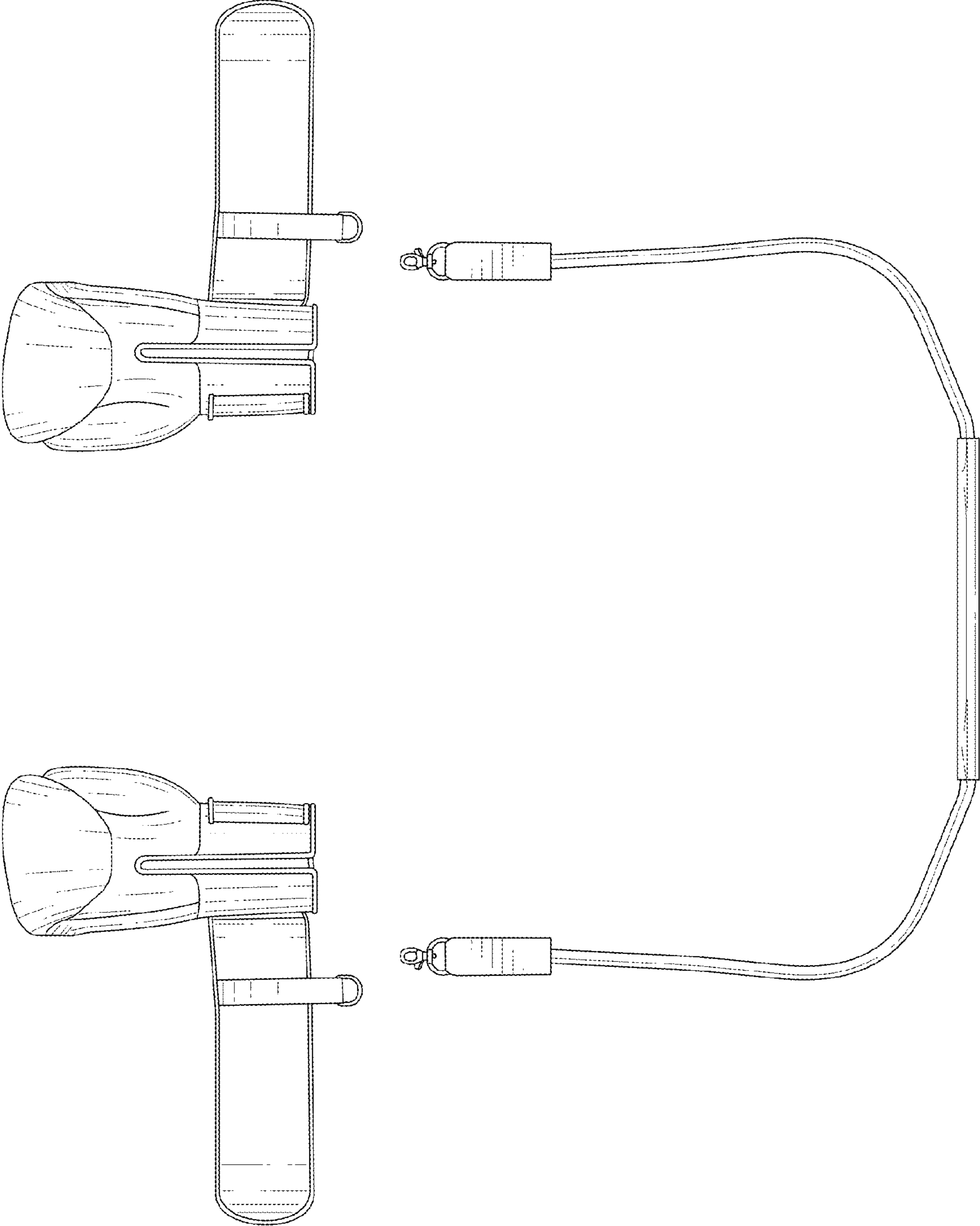


FIG. 4




FIG. 5

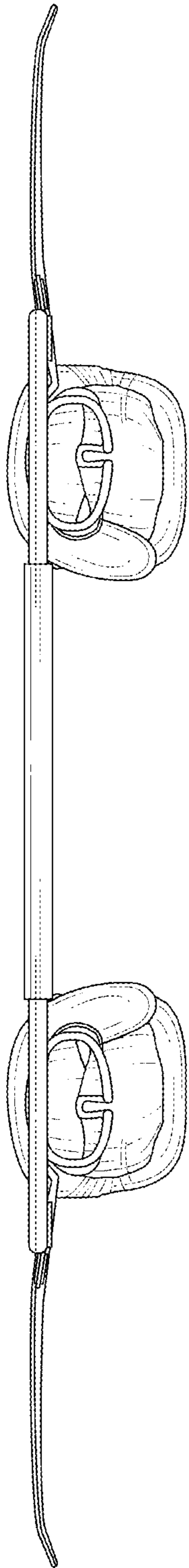


FIG. 6

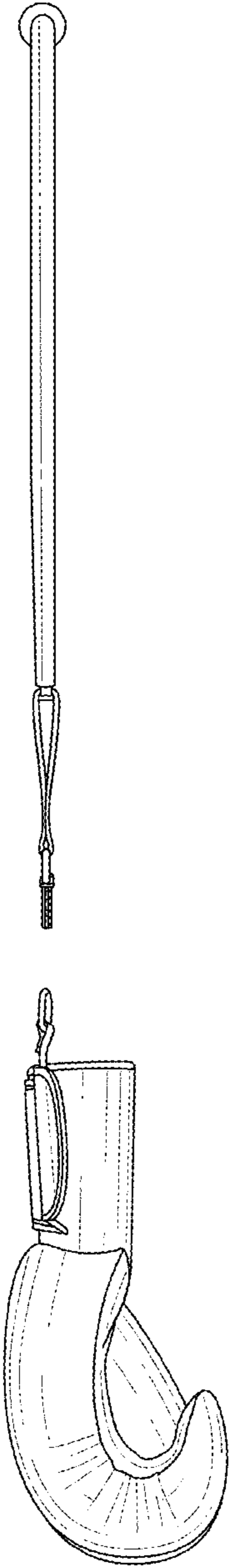


FIG. 7

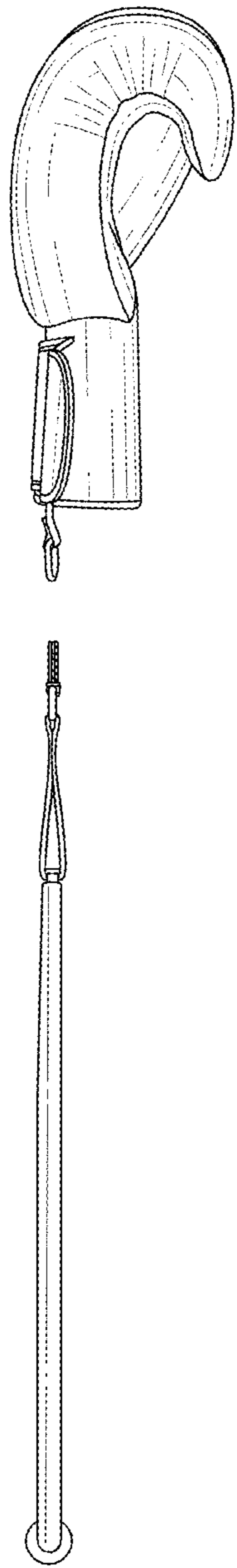


FIG. 8

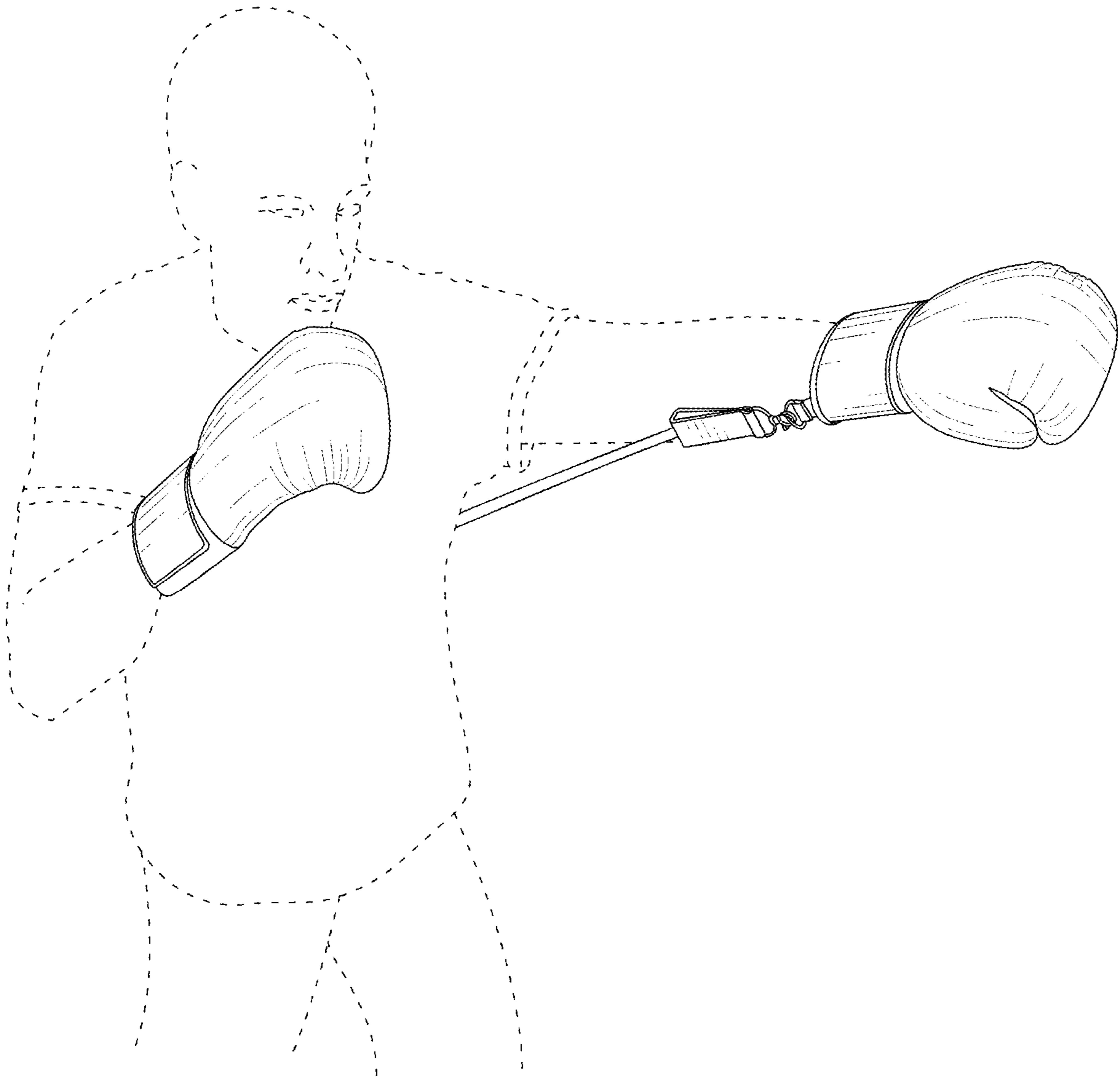


FIG. 9