



US0D1031782S

(12) **United States Design Patent** (10) **Patent No.:** **US D1,031,782 S**
Becker (45) **Date of Patent:** **** Jun. 18, 2024**

(54) **RAM-AIR INTAKE**

(71) Applicant: **Velossa Tech Engineering Inc.**, Davie, FL (US)

(72) Inventor: **Dan Joseph Becker**, Davie, FL (US)

(73) Assignee: **Velossa Tech Engineering, Inc.**, Davie, FL (US)

(**) Term: **15 Years**

(21) Appl. No.: **29/817,926**

(22) Filed: **Dec. 6, 2021**

Related U.S. Application Data

(63) Continuation of application No. 16/785,609, filed on Feb. 9, 2020.

(51) **LOC (14) Cl.** **15-01**

(52) **U.S. Cl.**
USPC **D15/5**

(58) **Field of Classification Search**
USPC D15/1-5; D23/384, 386, 387, 393, 394,
D23/266, 263, 262, 260, 264

(Continued)

(56) **References Cited**

U.S. PATENT DOCUMENTS

2,114,783 A * 4/1938 Kowitt F02M 35/10124
55/DIG. 28

3,485,252 A 12/1969 Brown
(Continued)

FOREIGN PATENT DOCUMENTS

DE 102005040850 A1 3/2007
EP 0867608 A2 9/1998

(Continued)

OTHER PUBLICATIONS

Copending Design U.S. Appl. No. 29/817,918, filed Dec. 6, 2021,
Inventor: Dan Joseph Becker.

(Continued)

Primary Examiner — Ania Aman

(74) *Attorney, Agent, or Firm* — BEKIARES ELIEZER
LLP

(57) **CLAIM**

The ornamental design for a ram-air intake, as shown and described.

DESCRIPTION

This application is related to co-filed applications for design patents, entitled Ram-Air Intake, U.S. Design application Ser. No. 29/817,918 filed on Dec. 6, 2021, which issued on Mar. 26, 2024 as U.S. Design Pat. No. D1019704, U.S. Design application Ser. No. 29/817,920 filed on Dec. 6, 2021, which issued on Dec. 12, 2023 as U.S. Design Pat. No. D1007531. U.S. Design application Ser. No. 29/817,923 filed on Dec. 6, 2021, which issued on Dec. 12, 2023 as U.S. Design Pat. No. D1007532, and U.S. Design application Ser. No. 29/817,931 filed on Dec. 6, 2021, which issued on Apr. 16, 2024 as U.S. Design Pat. No. D1023061, and having inventors in common, which are incorporated herein by reference in its entirety.

FIG. 1 is a perspective view of a ram-air intake showing my new design;

FIG. 2 is a first side view thereof;

FIG. 3 is a second side view thereof;

FIG. 4 is a top view thereof;

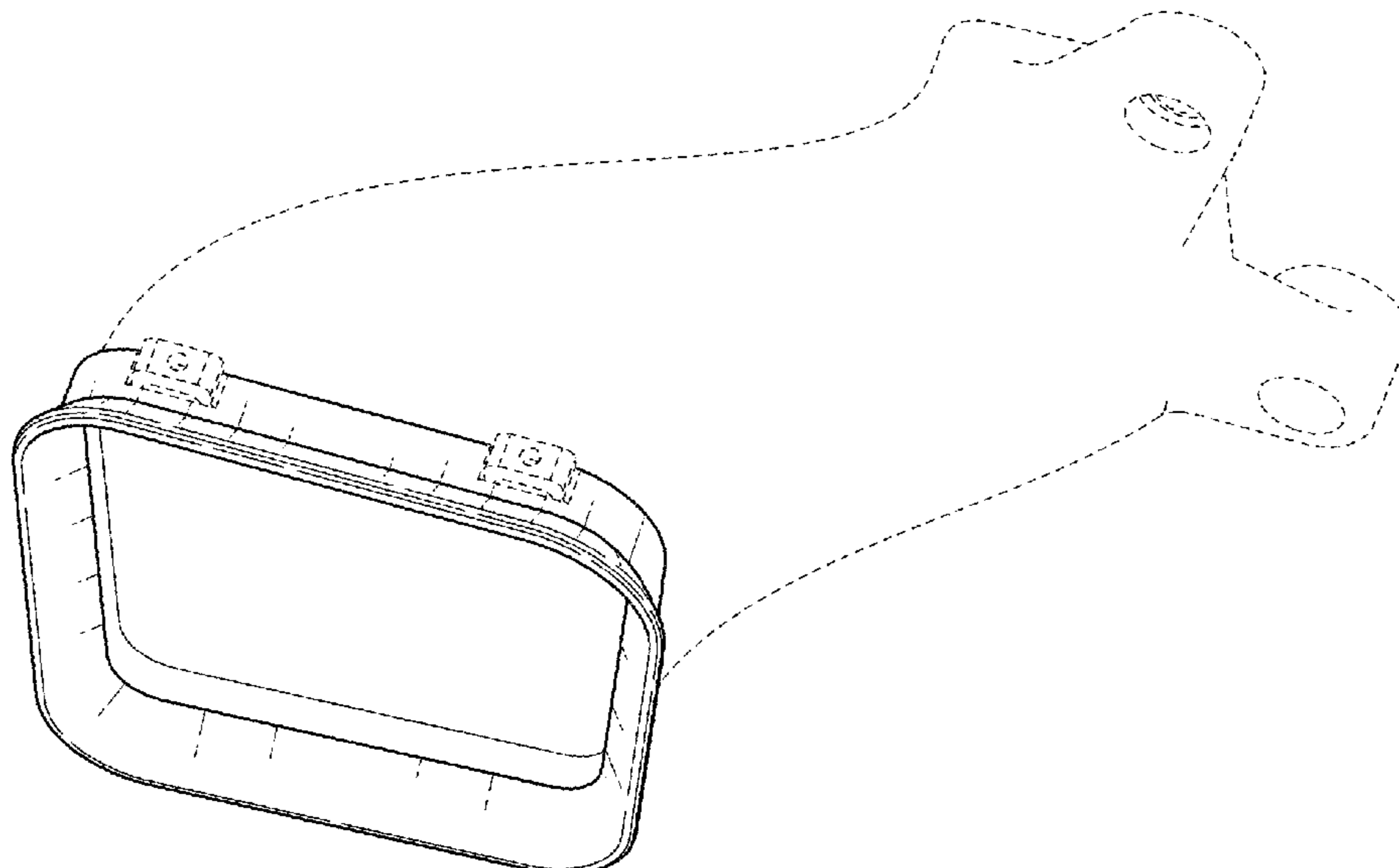
FIG. 5 is a bottom view thereof;

FIG. 6 is a front view thereof; and,

FIG. 7 is a reduced size front view of the ram-air intake in use.

The broken lines illustrate portions of the ram-air intake that do not form a part of the claimed design. The invention includes mirror images of the ram-air intake shown in the Figures.

1 Claim, 7 Drawing Sheets



(58) **Field of Classification Search**
 CPC B60K 13/02; F02M 35/10013; F02M
 35/10262; F02M 35/104; F02M
 35/10026; F02M 35/10078; F02M
 35/10091

See application file for complete search history.

(56) **References Cited**

U.S. PATENT DOCUMENTS

4,610,326	A	9/1986	Kirchweger et al.	
4,782,912	A	11/1988	Wandless	
5,069,298	A	12/1991	Titus	
5,134,977	A *	8/1992	Bagger	F02M 35/10118 96/388
5,147,430	A	9/1992	Kidd	
5,251,712	A	10/1993	Hayashi et al.	
5,722,358	A	3/1998	Fuesser et al.	
D453,774	S	2/2002	Garcia	
6,698,539	B2	3/2004	Decuir	
7,114,476	B1	10/2006	Wimmer	
8,418,791	B2	4/2013	Matsuda et al.	
8,960,347	B2	2/2015	Bennett	
9,062,639	B1 *	6/2015	MacKenzie	B62D 25/12
D762,247	S	7/2016	Niakan et al.	
D762,736	S	8/2016	Niakan et al.	
9,574,790	B2	2/2017	Hasegawa et al.	
D810,141	S *	2/2018	Ouellette	D15/5
9,909,542	B2	3/2018	Rother	
D846,087	S	4/2019	Naber	
10,393,076	B1	8/2019	Freeman et al.	
10,428,773	B1	10/2019	Bennett et al.	
D886,868	S	6/2020	Niakan et al.	
D911,393	S	2/2021	Niakan et al.	
D1,007,531	S	12/2023	Becker	
D1,007,532	S	12/2023	Becker	
2001/0013675	A1	8/2001	Nakagawa et al.	
2001/0018022	A1	8/2001	Nakamura	
2002/0033010	A1 *	3/2002	Schorn	F02M 35/04 55/385.3
2004/0094111	A1	5/2004	Concialdi	
2004/0139708	A1	7/2004	Giacinto	
2005/0215191	A1	9/2005	Kino	
2006/0006011	A1	1/2006	Khouw et al.	
2006/0006012	A1	1/2006	Khouw et al.	
2009/0151308	A1	6/2009	Jung	
2010/0032220	A1	2/2010	Ohira et al.	
2010/0083928	A1 *	4/2010	Saito	F02B 27/005 123/184.56
2010/0089355	A1 *	4/2010	Fredrickson	F02M 35/162 123/184.48
2010/0147243	A1	6/2010	Stec et al.	
2010/0229817	A1	9/2010	Hirai	
2012/0145272	A1	6/2012	Chu et al.	
2012/0152632	A1	6/2012	Azuma	
2015/0233329	A1	8/2015	Morey	
2015/0240760	A1 *	8/2015	Lewington	F02M 35/10013 55/447
2017/0072785	A1	3/2017	Cho	
2017/0113758	A1 *	4/2017	Hamaguchi	F02B 61/02
2017/0114704	A1	4/2017	Morey	
2017/0260939	A1	9/2017	Williams	
2018/0043765	A1 *	2/2018	Niessen	F02M 35/10091
2018/0100473	A1	4/2018	Kimura	
2018/0112635	A1	4/2018	Cho	

2018/0372038	A1	12/2018	McCann et al.	
2019/0100073	A1 *	4/2019	Link	B60H 1/00271
2019/0184787	A1 *	6/2019	Hurd, III	B60K 37/00
2019/0388820	A1	12/2019	Niakan et al.	
2020/0032747	A1	1/2020	Gobbato et al.	
2020/0079258	A1	3/2020	Kikuchi et al.	
2020/0132025	A1	4/2020	Williams et al.	
2020/0340433	A1 *	10/2020	Kimura	F02M 35/10
2021/0017940	A1	1/2021	McCann et al.	
2021/0190019	A1	6/2021	Vite Cadena	
2021/0246855	A1	8/2021	Becker	
2021/0381476	A1	12/2021	Karlsson	
2022/0145835	A1	5/2022	Maeda	

FOREIGN PATENT DOCUMENTS

EP	2103511	B1	7/2010
FR	2933045	A1	1/2010
JP	6072074	B2	2/2017
WO	2021163711	A1	10/2021

OTHER PUBLICATIONS

Copending Design U.S. Appl. No. 29/817,920, filed Dec. 6, 2021, Inventor: Dan Joseph Becker.

Copending Design U.S. Appl. No. 29/817,923, filed Dec. 6, 2021, Inventor: Dan Joseph Becker.

Copending Design U.S. Appl. No. 29/817,931, filed Dec. 6, 2021, Inventor: Dan Joseph Becker.

U.S. Non-Final Office Action dated Sep. 21, 2021 cited in U.S. Appl. No. 16/785,609, 31 pgs.

International Search Report and Written Opinion dated Nov. 17, 2021 cited in PCT Application No. PCT/US21/26465, 22 pgs.

Video: Velossa Tech Gen 4 Released/Sneak Peak Veloster N Big Mouth With Exchangeable Flares, <https://www.youtube.com/watch?v=DBsfgLQCa6Q>, Feb. 12, 2021, 3 pgs.

Video: Focus ST Velossa Tech Big Mouth Install, <https://www.youtube.com/watch?v=5MfC6K9doZA>, Feb. 19, 2017, 3 pgs.

Generation 4 Interchangeable Big Mouth | Flare/Inlet Only, <https://web.archive.org/web/20201126061651/https://www.velossatechdesign.com/products/generation-4-interchangeable-big-mouth-flare-inlet-only>, Nov. 26, 2020, 3 pgs. (resubmission).

U.S. Non-Final Office Action dated Dec. 22, 2022 cited in U.S. Appl. No. 29/817,918, 21 pgs.

U.S. Non-Final Office Action dated Dec. 22, 2022 cited in U.S. Appl. No. 29/817,920, 21 pgs.

U.S. Non-Final Office Action dated Dec. 22, 2022 cited in U.S. Appl. No. 29/817,923, 23 pgs.

U.S. Non-Final Office Action dated Dec. 22, 2022 cited in U.S. Appl. No. 29/817,931, 20 pgs.

How to Install Big Mouth Ram Air Intake Ford Focus RS, <https://www.youtube.com/watch?v=bwPBelbTamY>. Blake's Garage, Accessed Jan. 3, 2023, published on May 30, 2017 (Intvw Summ dtd Jan. 9, 2023).

Ford Focus Big Mount Intake Snorkel Install!. <https://www.youtube.com/watch?v=oV3E-leEu4>. Cameron Alford. Accessed Jan. 3, 2023, published on Nov. 12, 2019 (Intvw Summ dtd Jan. 9, 2023).

U.S. Non-Final Office Action dated Jan. 23, 2023 cited in U.S. Appl. No. 16/785,609, 41 pgs.

U.S. Non-Final Office Action (Updated) dated Feb. 1, 2023 cited in U.S. Appl. No. 16/785,609, 34 pgs.

* cited by examiner

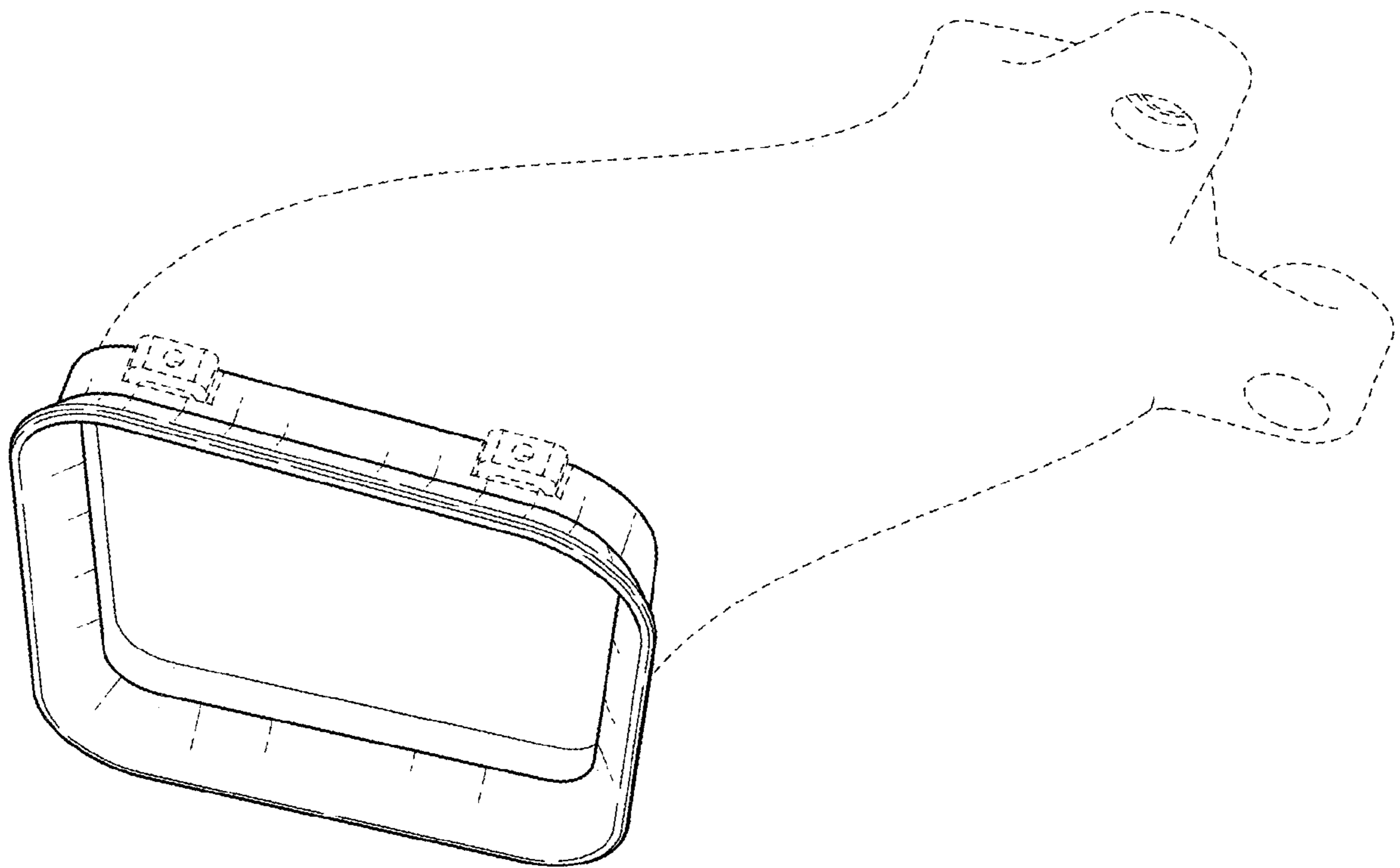


FIG. 1

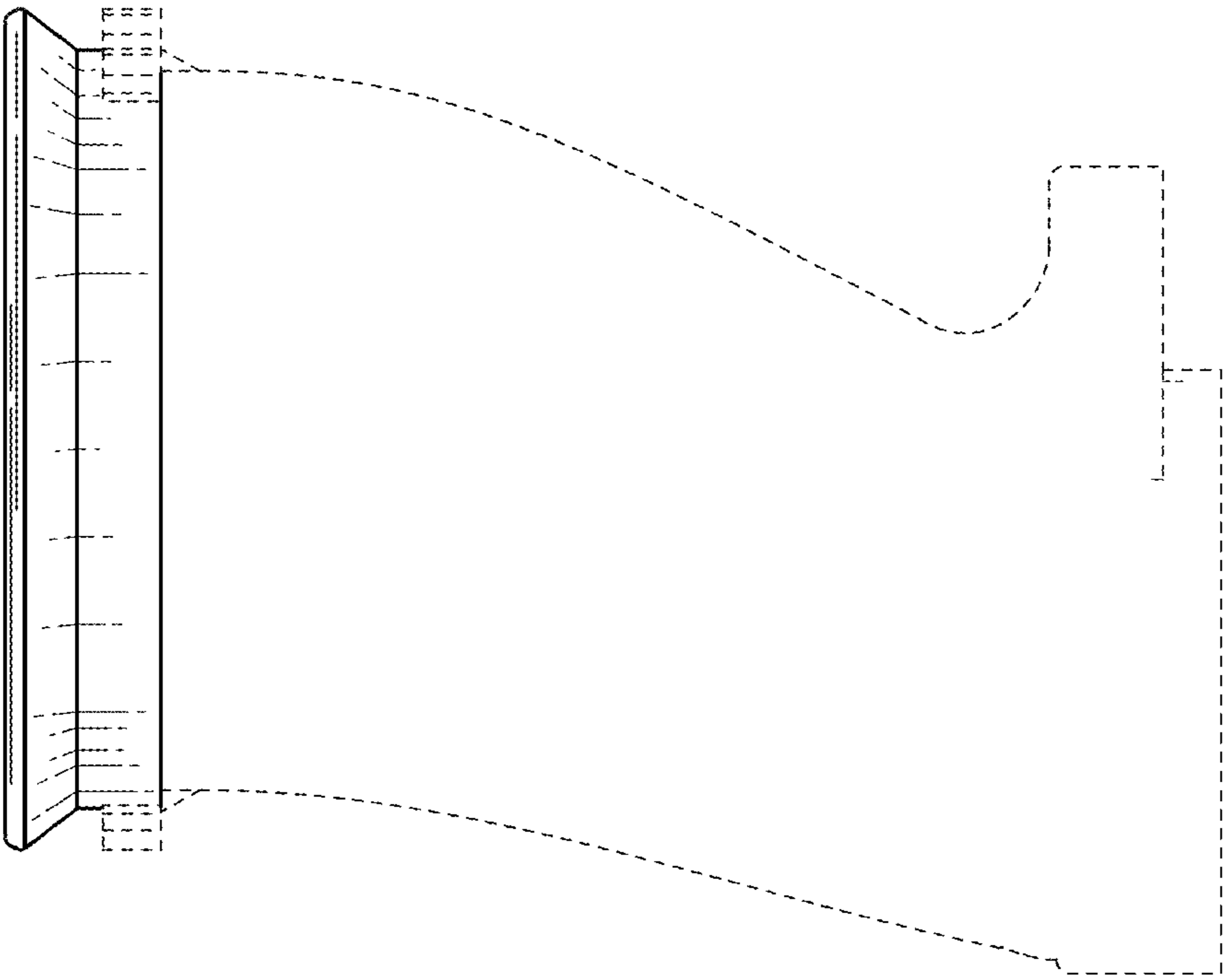


FIG. 2

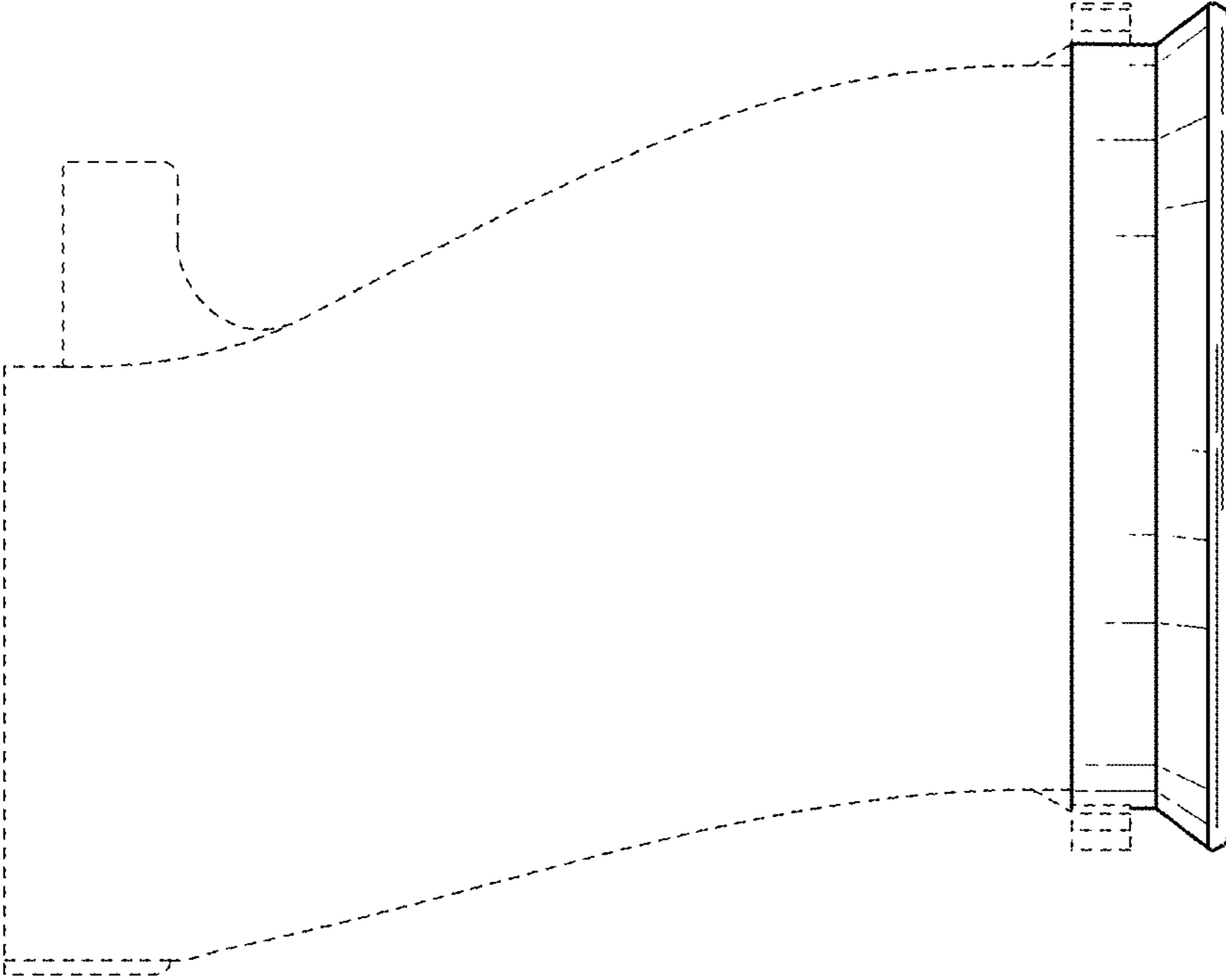


FIG. 3

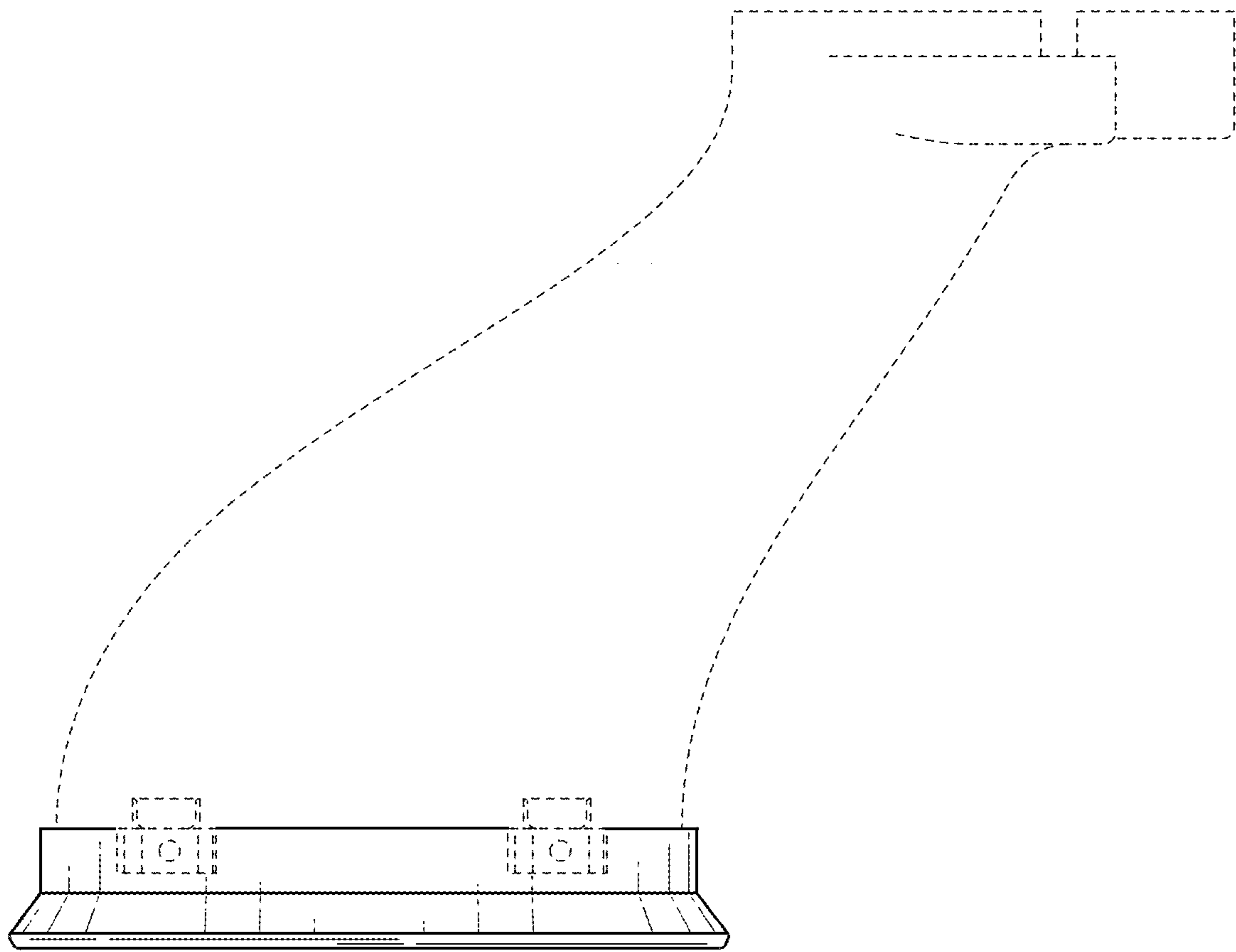


FIG. 4

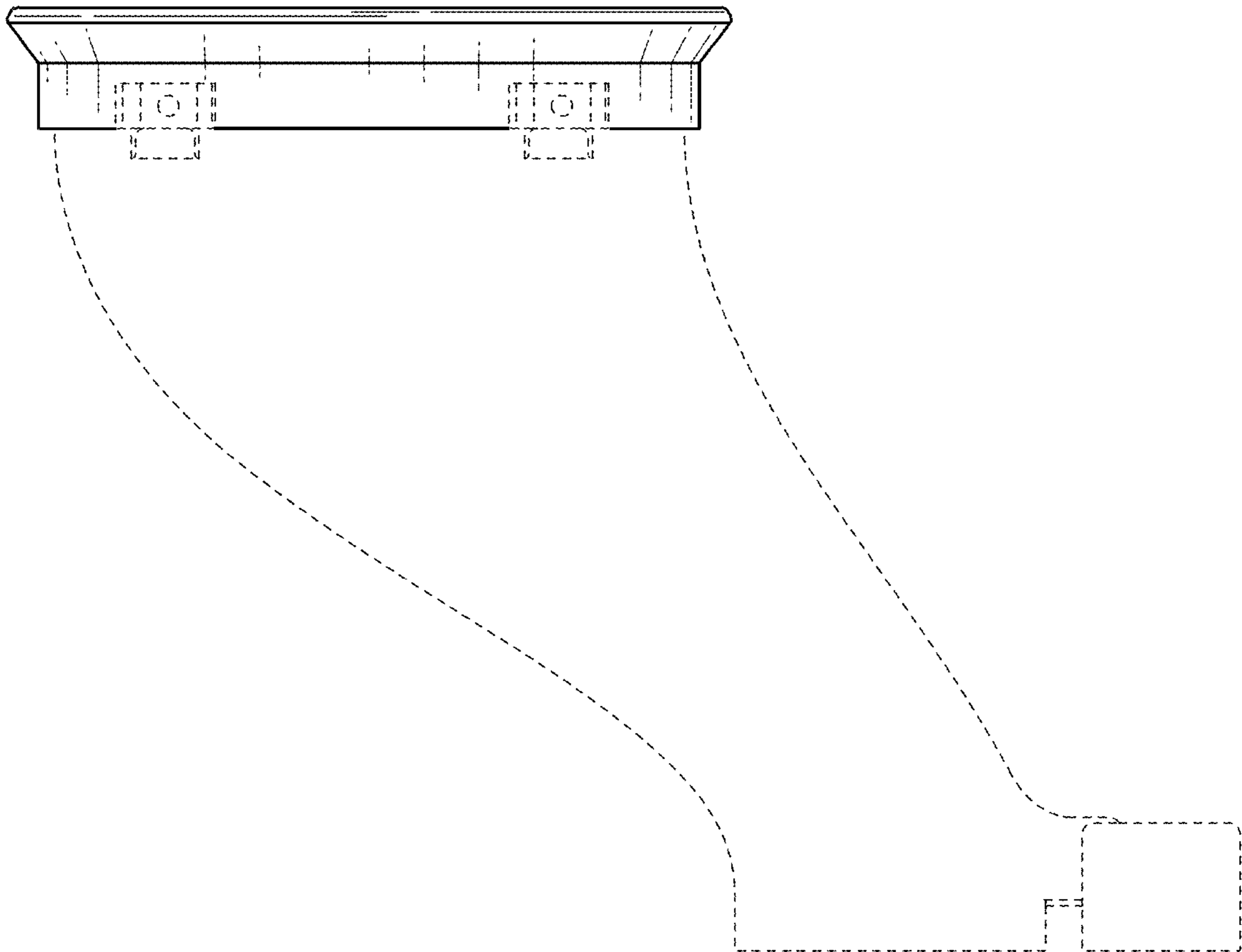


FIG. 5

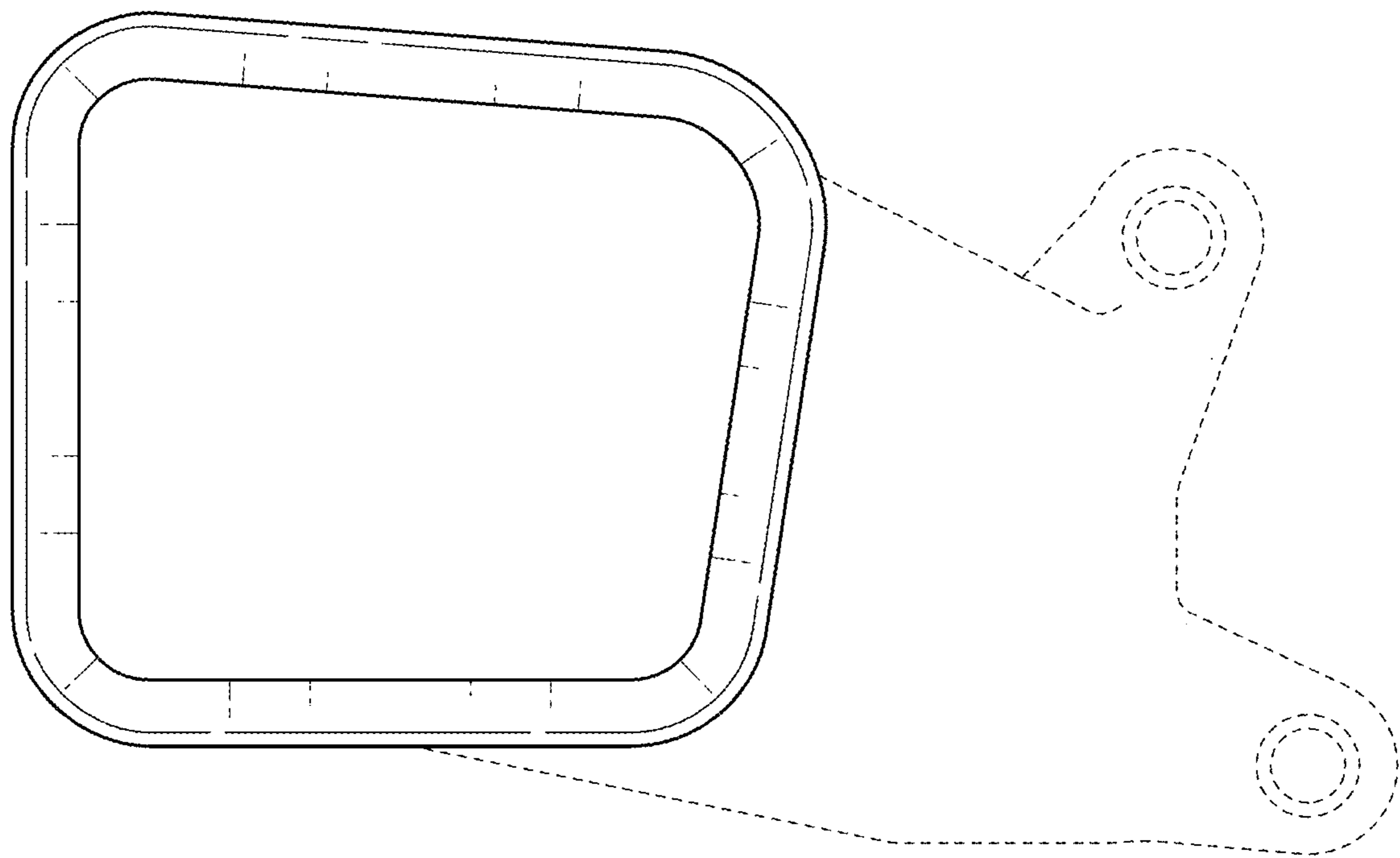


FIG. 6

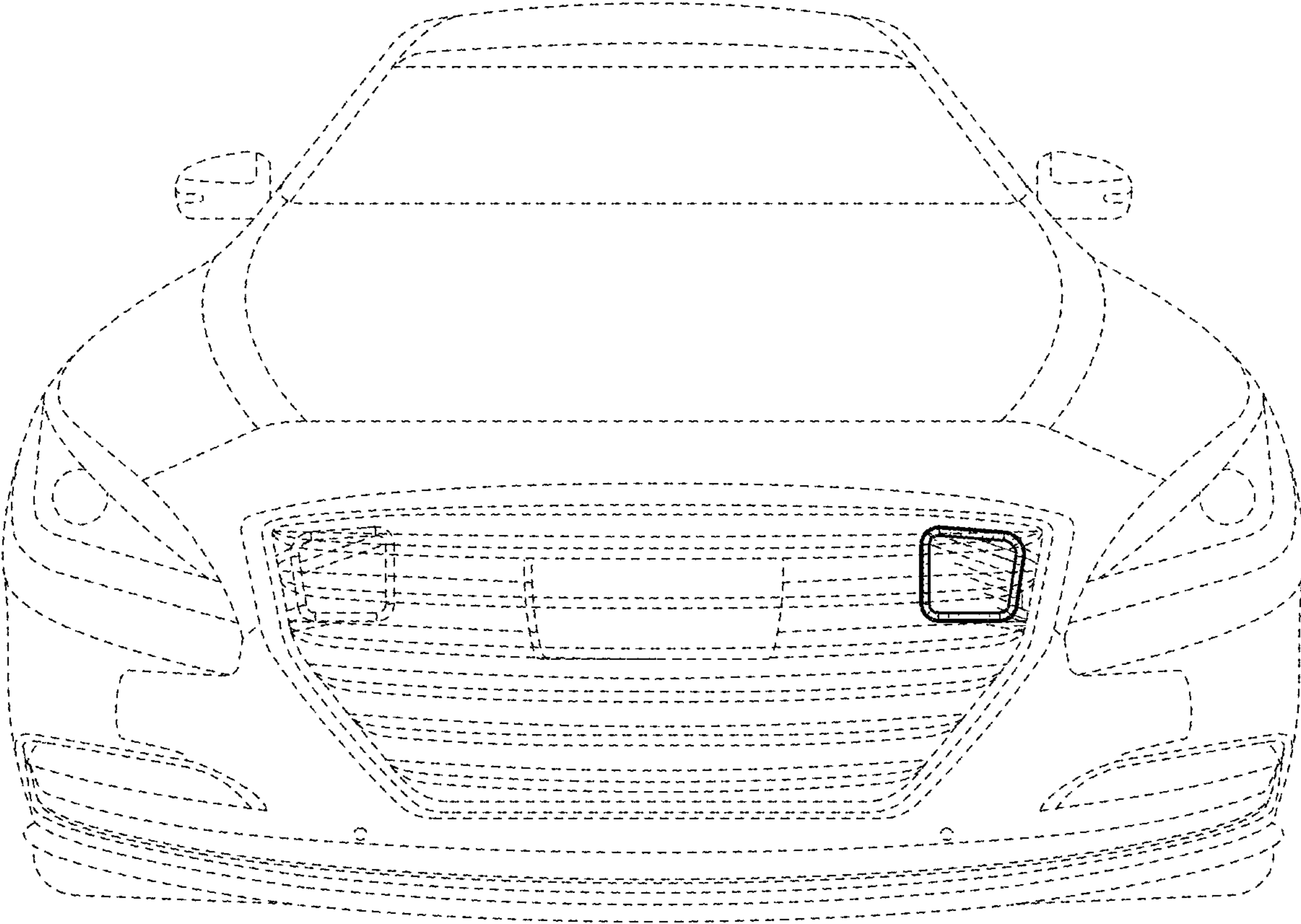


FIG. 7