



US0D1030605S

(12) **United States Design Patent**
Berche et al.

(10) **Patent No.:** **US D1,030,605 S**
(45) **Date of Patent:** **** Jun. 11, 2024**

- (54) **PERSONAL WATERCRAFT DECK**
- (71) Applicant: **BOMBARDIER RECREATIONAL PRODUCTS INC., Valcourt (CA)**
- (72) Inventors: **Charles-Edouard Berche, Bromont (CA); Francois Chenevert, Sherbrooke (CA)**
- (73) Assignee: **BOMBARDIER RECREATIONAL PRODUCTS INC., Valcourt (CA)**

D511,320 S	11/2005	Bucaccio et al.
D513,225 S	12/2005	Omae et al.
D516,006 S	2/2006	Bucaccio et al.
D516,993 S	3/2006	Bucaccio et al.
D519,437 S	4/2006	Bucaccio et al.
D519,438 S	4/2006	Bucaccio et al.
D519,909 S	5/2006	Bucaccio et al.
D527,701 S	9/2006	Bucaccio et al.
D550,603 S	9/2007	Cote et al.
D550,605 S	9/2007	Cote et al.
D569,330 S *	5/2008	Hattori D12/307
D569,781 S	5/2008	Hattori et al.

(Continued)

(**) Term: **15 Years**

OTHER PUBLICATIONS

- (21) Appl. No.: **29/750,015**
- (22) Filed: **Sep. 10, 2020**
- (51) **LOC (14) Cl.** **12-06**
- (52) **U.S. Cl.**
USPC **D12/307**
- (58) **Field of Classification Search**
USPC D12/300, 307, 317
CPC B63B 34/10; B63B 34/15; B63B 1/04;
B63H 21/24
See application file for complete search history.

Berche et al., Filed Design U.S. Appl. No. 29/704,940, filed Sep. 9, 2019.

Primary Examiner — Cynthia M. Chin
(74) *Attorney, Agent, or Firm* — BCF LLP

(57) **CLAIM**

The ornamental design for a personal watercraft deck, as shown and described.

DESCRIPTION

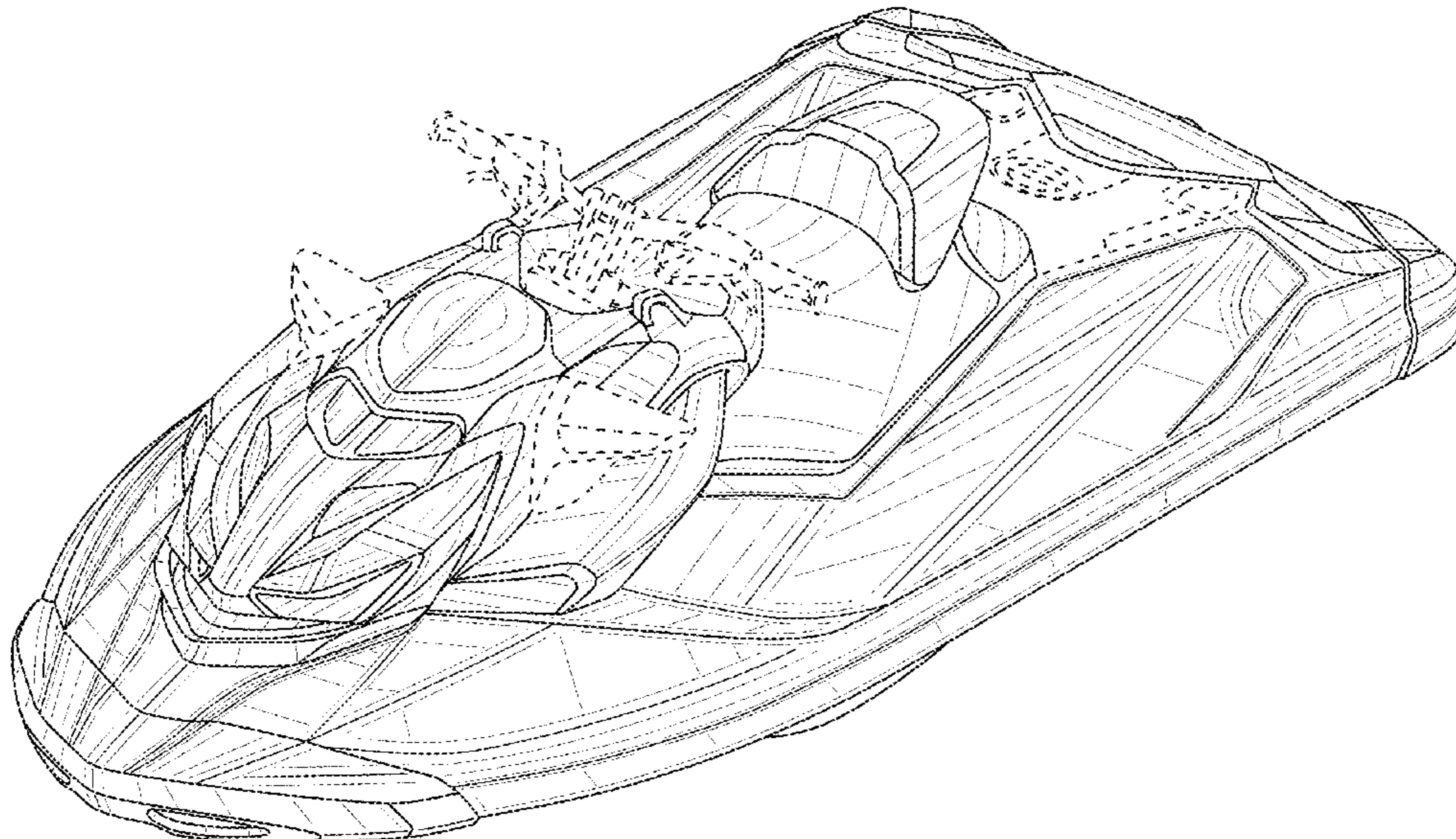
(56) **References Cited**

U.S. PATENT DOCUMENTS

D307,414 S	4/1990	LaPointe
D325,556 S	4/1992	LaPointe
D326,839 S	6/1992	LaPointe
D399,182 S	10/1998	LaPointe et al.
6,112,685 A	9/2000	Matsuda et al.
D462,931 S	9/2002	Aselton et al.
D464,015 S	10/2002	Bucaccio et al.
D464,016 S	10/2002	Orr et al.
D464,926 S	10/2002	Mizuta et al.
D476,612 S	7/2003	Bills et al.
D479,702 S	9/2003	Cassell et al.
D485,527 S	1/2004	Cassell et al.
6,843,192 B1	1/2005	Nugteren et al.
D510,900 S	10/2005	Bucaccio et al.

FIG. 1 is a perspective view taken from a front, left side of a personal watercraft deck according to our design; FIG. 2 is a front view thereof; FIG. 3 is a rear view thereof; FIG. 4 is a right side view thereof; FIG. 5 is a left side view thereof; FIG. 6 is a top view thereof; and, FIG. 7 is a bottom view thereof. Throughout the Figures, where shown: (i) the dashed lines shown and adjacent unshaded surfaces depict portions of the personal watercraft deck that form no part of the claimed design; and (ii) the dotted/dashed lines illustrate unclaimed boundaries of surfaces claimed as part of the design.

1 Claim, 7 Drawing Sheets



(56)

References Cited

U.S. PATENT DOCUMENTS

D574,314	S	8/2008	Kato et al.	
D575,720	S	8/2008	Kato et al.	
D603,319	S	11/2009	Cote et al.	
D608,719	S	1/2010	Cote et al.	
D632,632	S	2/2011	Cote	
D636,324	S	4/2011	Cote	
D637,544	S	5/2011	Cote et al.	
D693,286	S	11/2013	Cote et al.	
D712,817	S	9/2014	Cote	
D721,634	S	1/2015	Cote	
D732,457	S	6/2015	Cote	
D733,028	S	6/2015	Cote	
D734,239	S	7/2015	Cote et al.	
D749,033	S *	2/2016	Yamamoto	D12/307
D750,006	S *	2/2016	Yamamoto	D12/307
9,517,824	B1 *	12/2016	Rondeau	B63H 11/04
D817,849	S *	5/2018	Yamamoto	D12/307
10,011,327	B2 *	7/2018	Sato	B63B 34/10
10,065,721	B1 *	9/2018	Girard	B63H 11/04
D869,372	S *	12/2019	Yamamoto	B63H 11/11 D12/307
10,494,074	B1 *	12/2019	Duquette	B63H 11/04
D888,830	S	6/2020	Berche et al.	
10,689,069	B2 *	6/2020	Araki	B63B 32/20
10,800,496	B2 *	10/2020	Kinomoto	B63H 11/11
10,864,972	B2 *	12/2020	Vachon	B63B 39/00
D958,040	S *	7/2022	Berche	B63H 11/04 D12/307
2003/0131774	A1	7/2003	Funayose et al.	
2004/0168622	A1	9/2004	Thompson et al.	

* cited by examiner

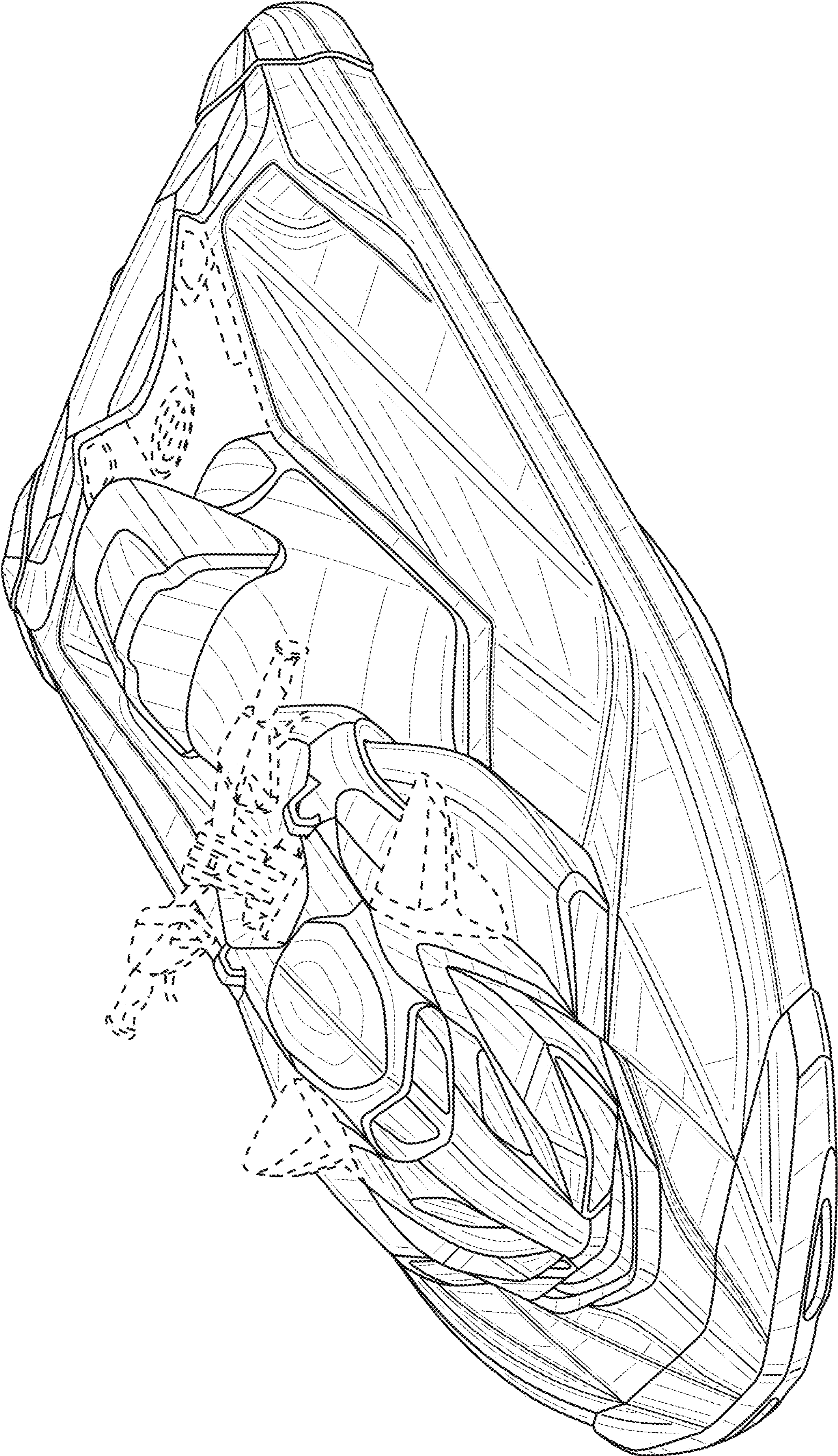


FIG. 1

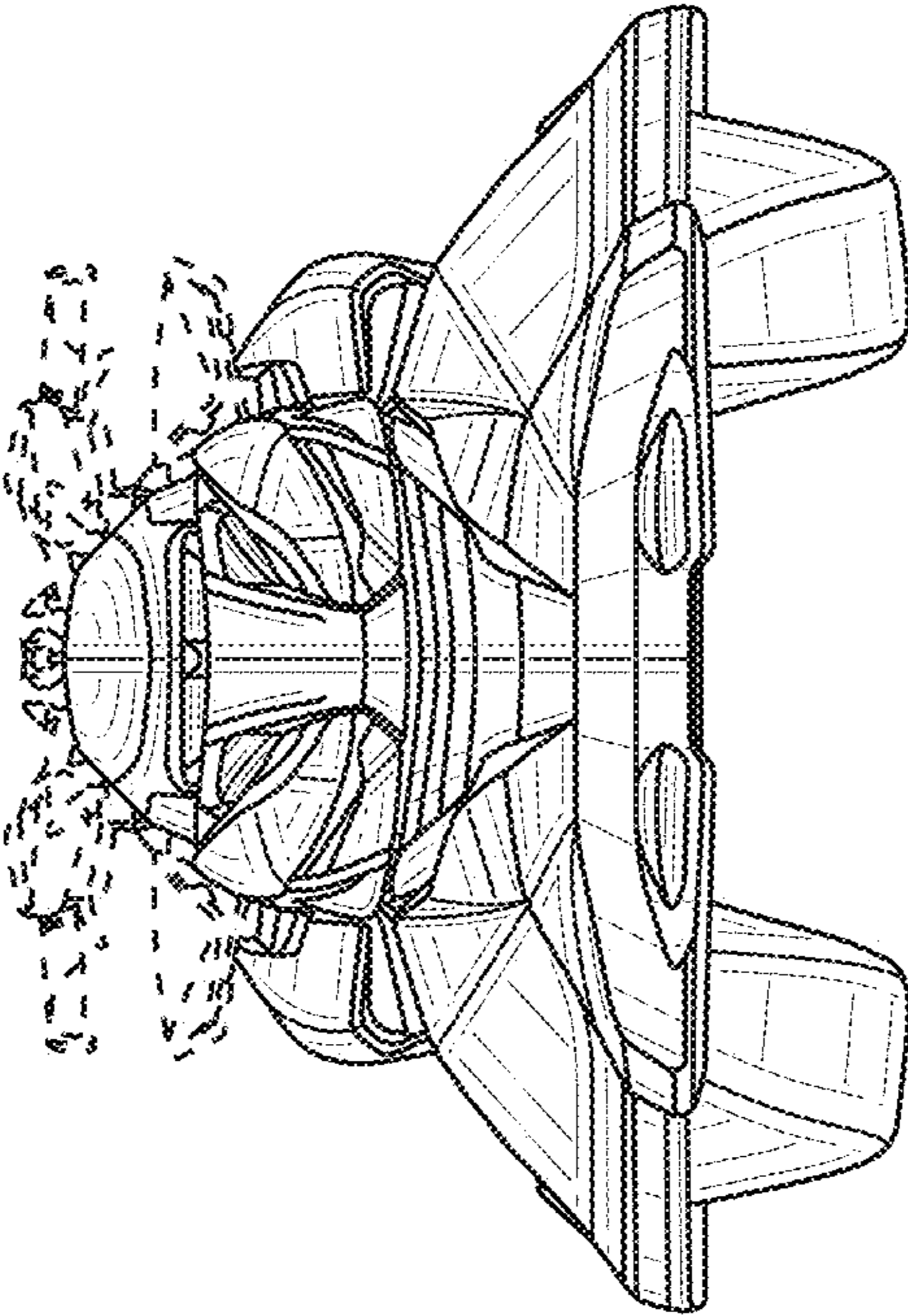


FIG. 2

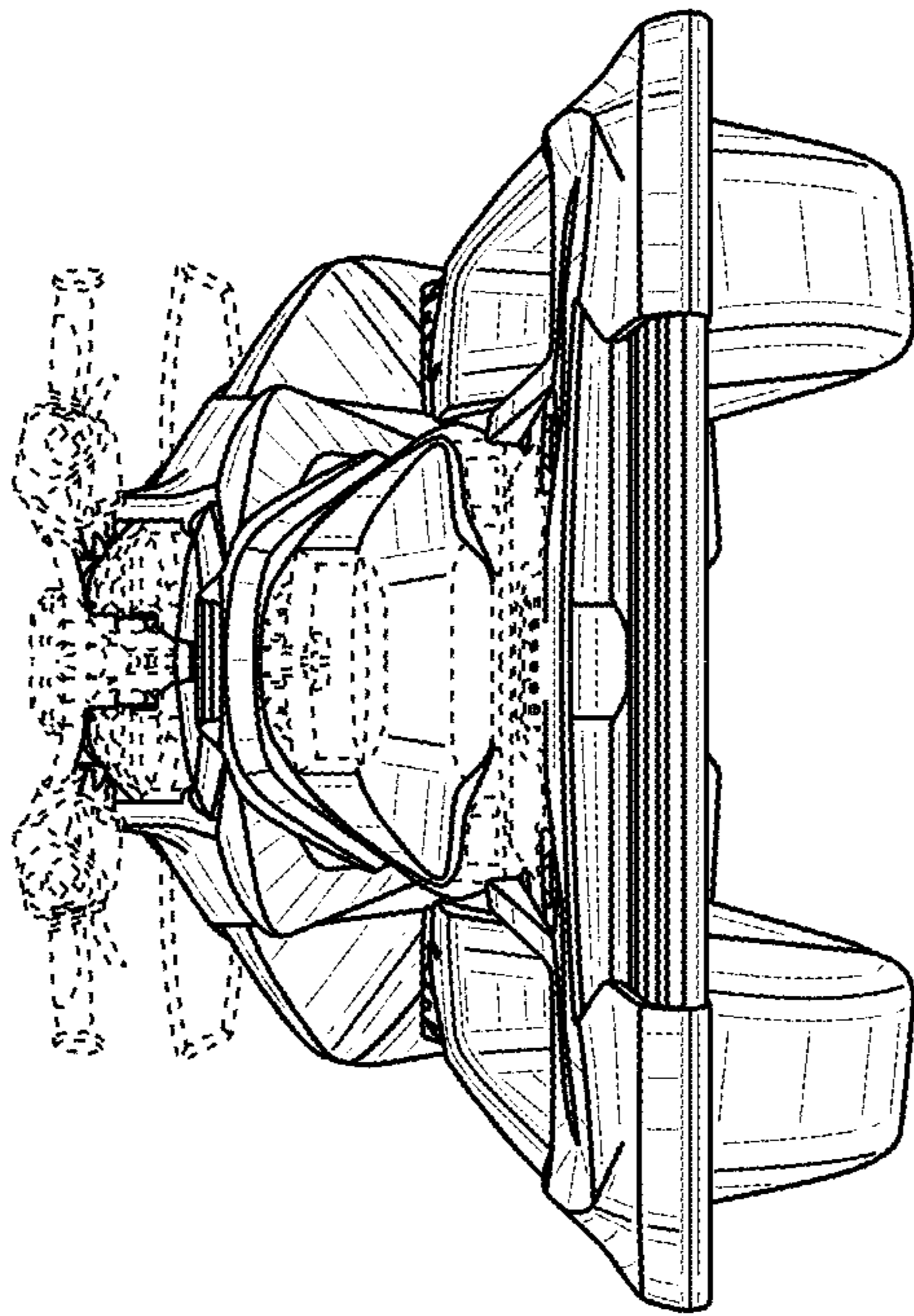


FIG. 3

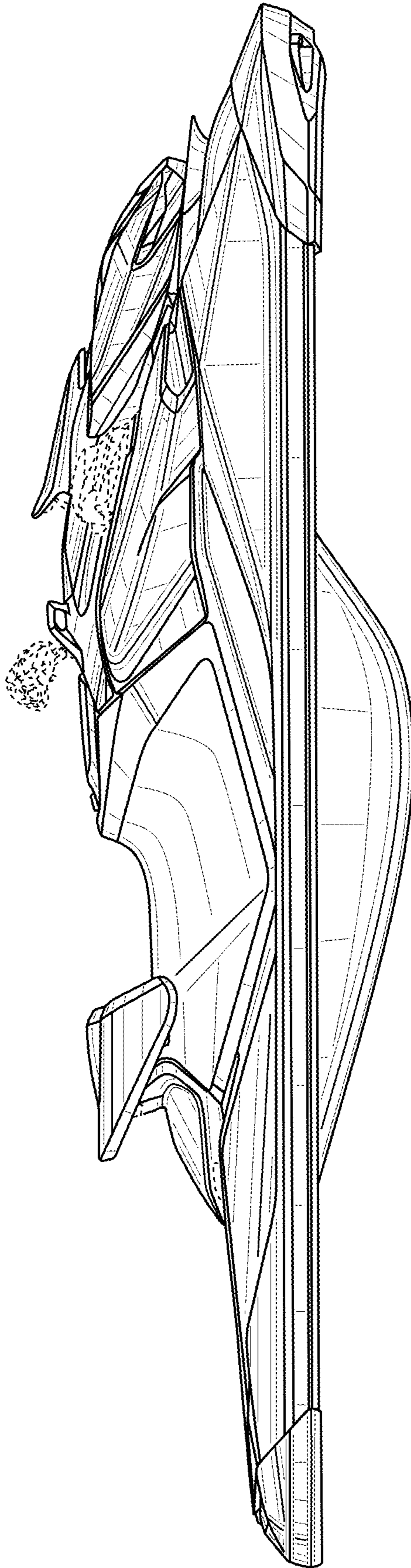


FIG. 4




FIG. 5

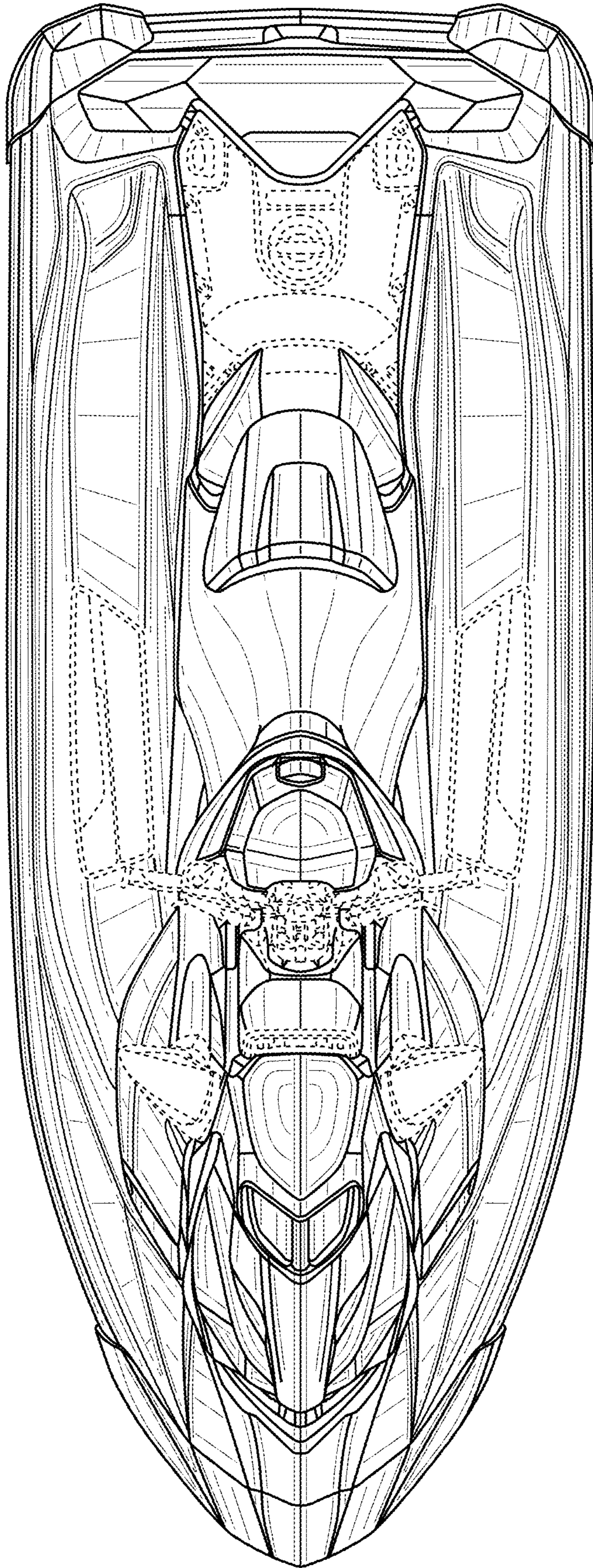


FIG. 6

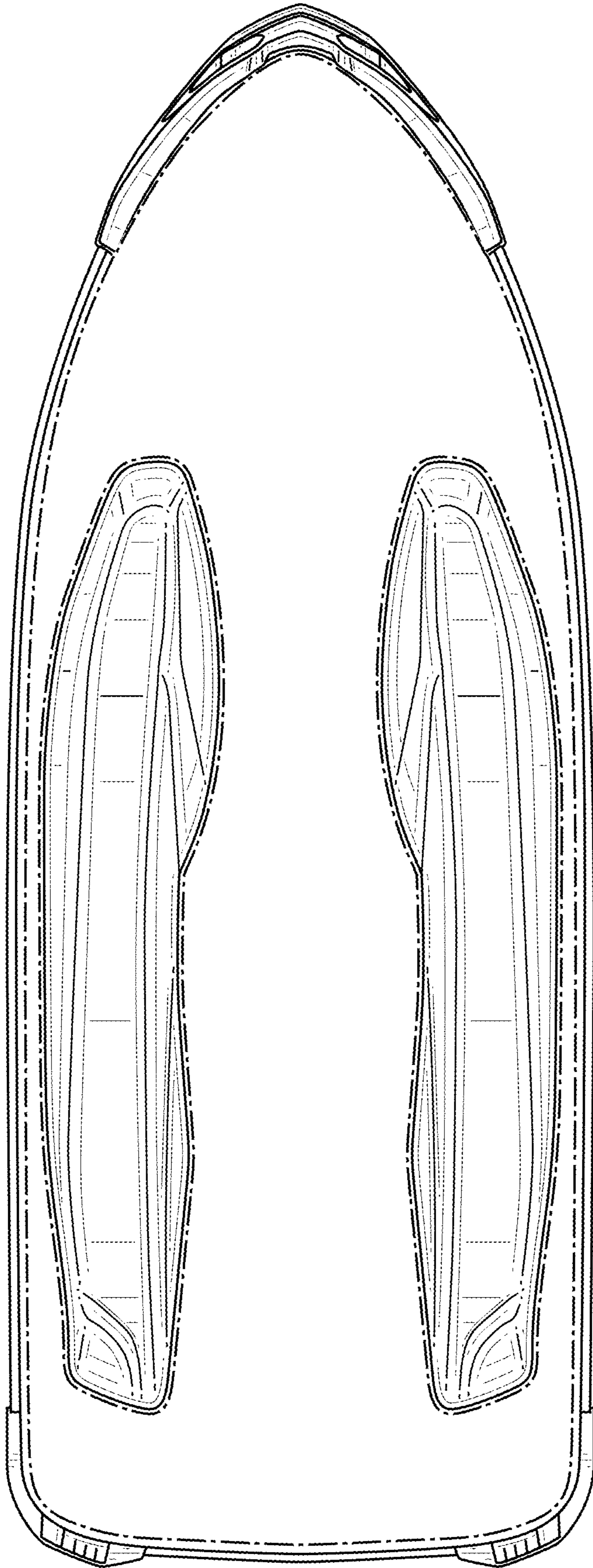


FIG. 7