



US0D1030130S

(12) **United States Design Patent**
Conway et al.

(10) **Patent No.:** **US D1,030,130 S**
(45) **Date of Patent:** **** Jun. 4, 2024**

(54) **HEADLAMP COVER LENS**

(71) Applicant: **PACCAR Inc**, Bellevue, WA (US)

(72) Inventors: **Scott M. Conway**, Flower Mound, TX (US); **Steven H. Hovind**, Renton, WA (US); **Jonathan S. Duncan**, Seattle, WA (US); **Ales Brostík**, Lutín (CZ); **Roman Kopecký**, Lostice (CZ)

(73) Assignee: **PACCAR Inc**, Bellevue, WA (US)

(**) Term: **15 Years**

(21) Appl. No.: **29/731,221**

(22) Filed: **Apr. 13, 2020**

(51) **LOC (14) Cl.** **26-06**

(52) **U.S. Cl.**
USPC **D26/28; D26/139**

(58) **Field of Classification Search**
USPC **D26/28-36, 113, 118, 120, 122, 139; D12/400, 196**

(Continued)

(56) **References Cited**

U.S. PATENT DOCUMENTS

D421,817 S 3/2000 Tucker et al.
D440,331 S * 4/2001 Nakazawa D26/28
(Continued)

FOREIGN PATENT DOCUMENTS

CN 301532680 * 4/2011
CN 305349172 * 9/2019
TW 166190-0001 * 2/2015

OTHER PUBLICATIONS

Niuparts Headlight—Passenger Side (Fit: Kenworth T660 T600 T370 T270 T170 T470 T440 T700 Trucks), available in Amazon.com, date first available Feb. 6, 2016 [online], [site visited Apr. 20,

2023], Available from the internet URL: <https://www.amazon.com/Headlight-Passenger-Side-Kenworth-T660/dp/B074CTHSB3/> (Year: 2016).*

(Continued)

Primary Examiner — Sharon S Oum
Assistant Examiner — Raylen E Worthington
(74) *Attorney, Agent, or Firm* — Seed IP Law Group LLP

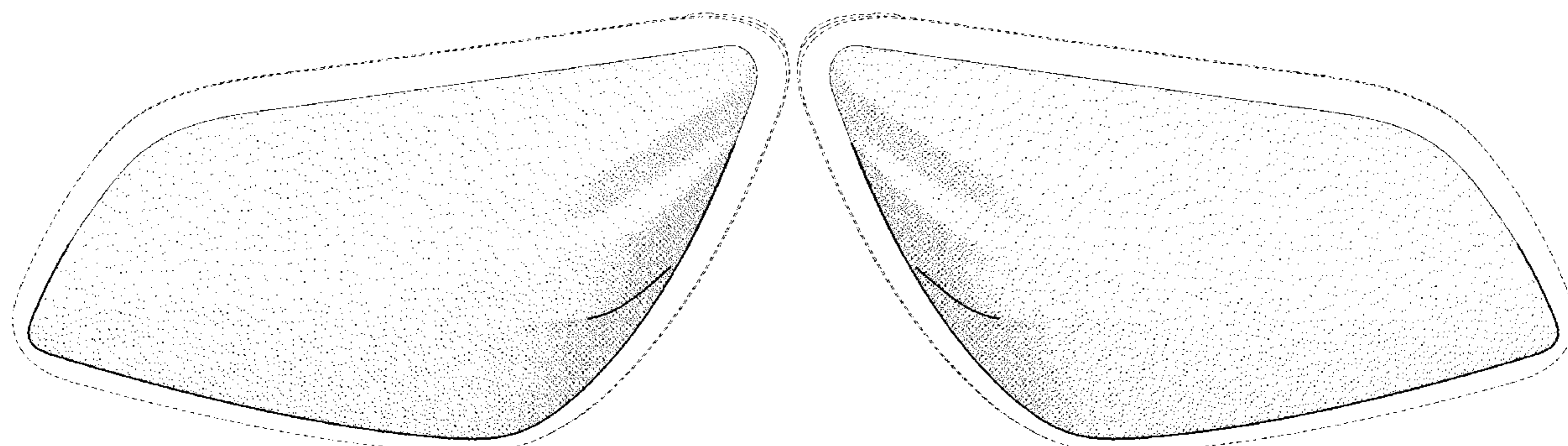
(57) **CLAIM**

The ornamental design for a headlamp cover lens, as shown and described.

DESCRIPTION

FIG. 1 is a top isometric view of a headlamp cover lens, showing a first embodiment of our new design.
FIG. 2 is a bottom isometric view thereof.
FIG. 3 is a front elevational view thereof.
FIG. 4 is a rear elevational view thereof.
FIG. 5 is a left side elevational view thereof.
FIG. 6 is a right side elevational view thereof.
FIG. 7 is a top plan view thereof.
FIG. 8 is a bottom plan view thereof.
FIG. 9 is a top isometric view of a headlamp cover lens, showing a second embodiment of our new design, which is a mirror image of the headlamp cover lens shown in FIGS. 1-8.
FIG. 10 is a bottom isometric view thereof.
FIG. 11 is a front elevational view thereof.
FIG. 12 is a rear elevational view thereof.
FIG. 13 is a right side elevational view thereof.
FIG. 14 is a left side elevational view thereof.
FIG. 15 is a top plan view thereof; and,
FIG. 16 is a bottom plan view thereof.
Stippling in the drawings represent the contours of the design, and is not intended to indicate surface decoration. The broken lines shown in the drawings depict portions of the headlamp cover lens that form no part of the claimed design.

1 Claim, 8 Drawing Sheets



(58) **Field of Classification Search**

CPC B60Q 1/2615; B60Q 1/26; B60Q 1/2619;
 B60Q 1/2607; B60Q 1/44; F21S 43/00;
 F21S 43/10; F21S 43/13
 See application file for complete search history.

(56) **References Cited**

U.S. PATENT DOCUMENTS

D470,956	S	*	2/2003	Horowitz	D26/28
D525,731	S		7/2006	Hovind et al.		
D526,429	S		8/2006	Hovind et al.		
D527,838	S	*	9/2006	Suzuki	D26/28
D550,871	S		9/2007	Conway et al.		
D564,130	S		3/2008	Conway et al.		
D565,210	S	*	3/2008	Pfeiffer	D26/28
D565,758	S		4/2008	Conway et al.		
D582,324	S	*	12/2008	Miyazawa	D12/163
D583,968	S		12/2008	Simons et al.		
D615,221	S		5/2010	Simons et al.		
D639,502	S		6/2011	Heilaneh et al.		
D647,225	S		10/2011	Conway et al.		
D696,453	S		12/2013	Conway et al.		
D696,454	S		12/2013	Conway et al.		
D697,256	S		1/2014	Conway et al.		
D697,257	S		1/2014	Conway et al.		
D697,258	S		1/2014	Conway et al.		
D697,259	S		1/2014	Conway et al.		
D705,466	S	*	5/2014	Wada	D26/28
D709,644	S		7/2014	Hovind et al.		
D709,645	S		7/2014	Hovind et al.		
D714,977	S	*	10/2014	Lee	D26/28
D820,510	S		6/2018	Conway et al.		
D821,026	S		6/2018	Conway et al.		
D828,594	S	*	9/2018	Huang	D26/28
D841,877	S		2/2019	Conway et al.		
D848,039	S		5/2019	Conway et al.		
D858,829	S	*	9/2019	Satou	D26/28
D869,032	S		12/2019	Conway et al.		
D872,917	S	*	1/2020	Lee	D26/28

OTHER PUBLICATIONS

DNA Motoring HL-HAY-005-CH Pair of LED Chrome Turn Signal Dual DRL Projector Headlights Compatible with 08-19 Kenworth T170 T270 T370 T660 T700, available in Amazon.com, date first available Sep. 24, 2019 [online], [site visited Apr. 20, 2023], Available from the internet URL: <https://www.amazon.com/DNA-MOTORING-HL-HAY-005-CH-Projector-Headlight/dp/B07YBPGDSP/?th=1> (Year: 2019).*

“Model 220,” Peterbilt Motors Company, 2019, 2-page brochure.

“220EV,” Peterbilt Motors Company, 2020, 5-page brochure.

“Model 337,” Peterbilt Motors Company, 2020, 2-page brochure.

“Model 389,” Peterbilt Motors Company, 2019, 2-page brochure.

“Model 348,” Peterbilt Motors Company, 2019, 2-page brochure.

“Model 520,” Peterbilt Motors Company, 2019, 2-page brochure.

“Model 567,” Peterbilt Motors Company, 2020, 16-page brochure.

“567 Heritage,” Peterbilt Motors Company, 2017, 2-page brochure.

“Model 579,” Peterbilt Motors Company, 2019, 28-page brochure.

“C500,” Kenworth Truck Company, 2012, 2-page brochure.

“T680,” Kenworth Truck Company, 2019, 40-page brochure.

“T800,” Kenworth Truck Company, 2012, 28-page brochure.

“T440/T470,” Kenworth Truck Company, 2015, 8-page brochure.

“K270E/K370E,” Kenworth Truck Company, 2020, 4-page brochure.

“T170/T270/T370,” Kenworth Truck Company, 2019, 16-page brochure.

“K270/K370,” Kenworth Truck Company, 2014, 12-page brochure.

“W990,” Kenworth Truck Company, 2018, 32-page brochure.

“T880,” Kenworth Truck Company, 2019, 36-page brochure.

“Model 367,” Peterbilt Motors Company, <https://www.peterbilt.com/trucks/vocational/model-367>, retrieved Nov. 20, 2020, 12 pages.

“Model 365,” Peterbilt Motors Company, <https://www.peterbilt.com/trucks/vocational/model-365>, retrieved Nov. 20, 2020, 11 pages.

“Model 325,” Peterbilt Motors Company, <https://www.peterbilt.com/trucks/medium-duty/model-325>, retrieved Nov. 20, 2020, 12 pages.

* cited by examiner

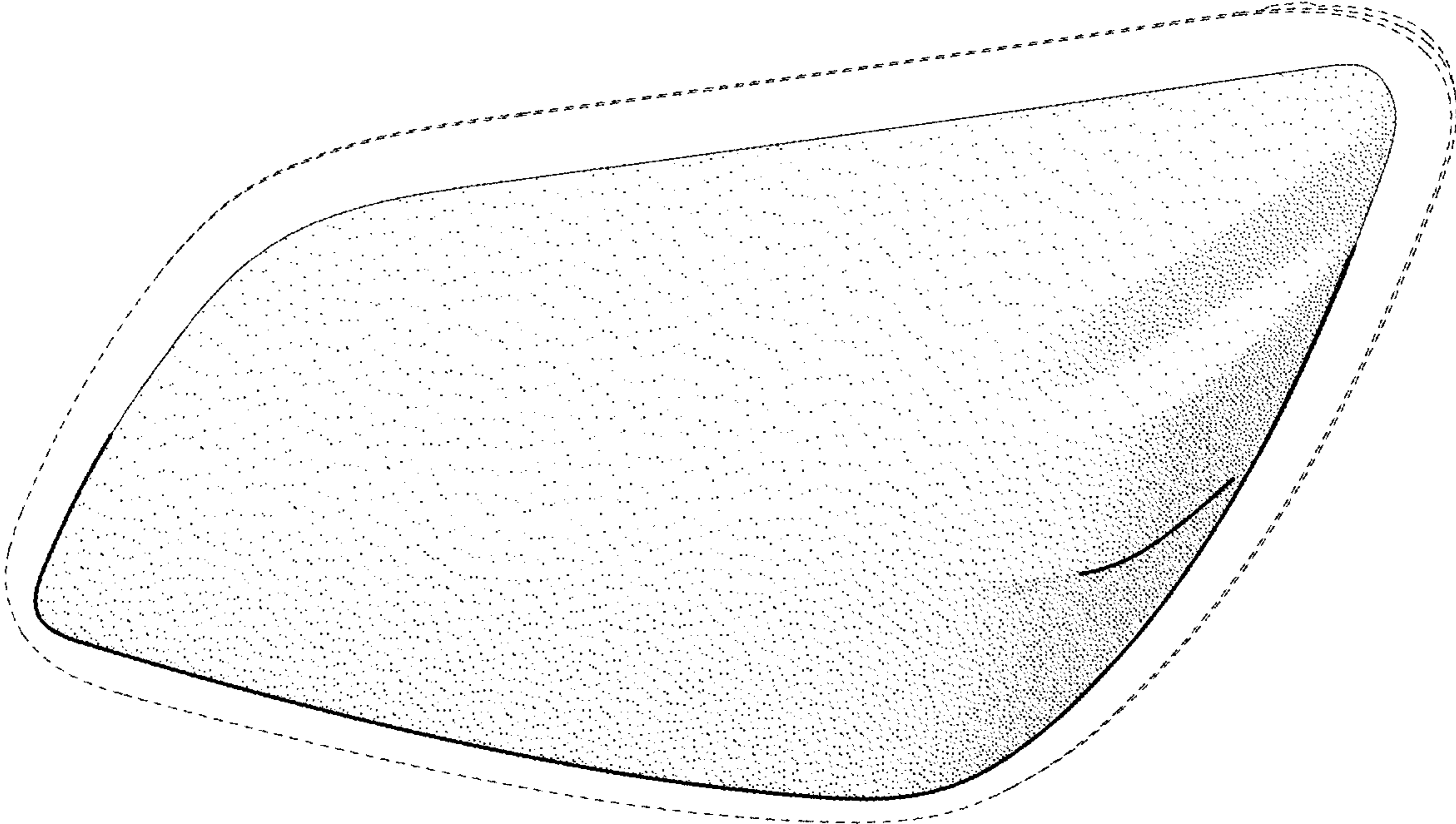


FIG. 1

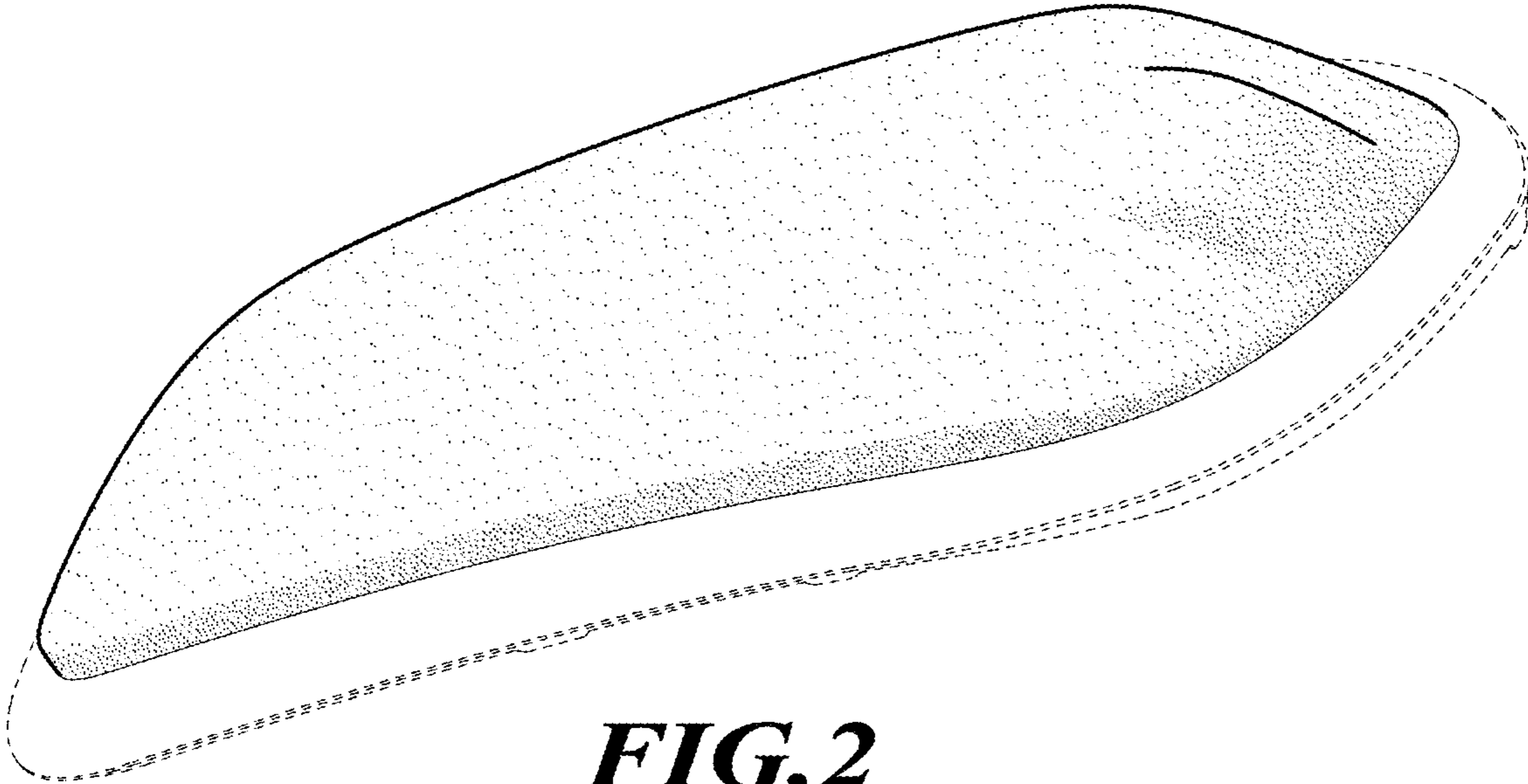


FIG. 2

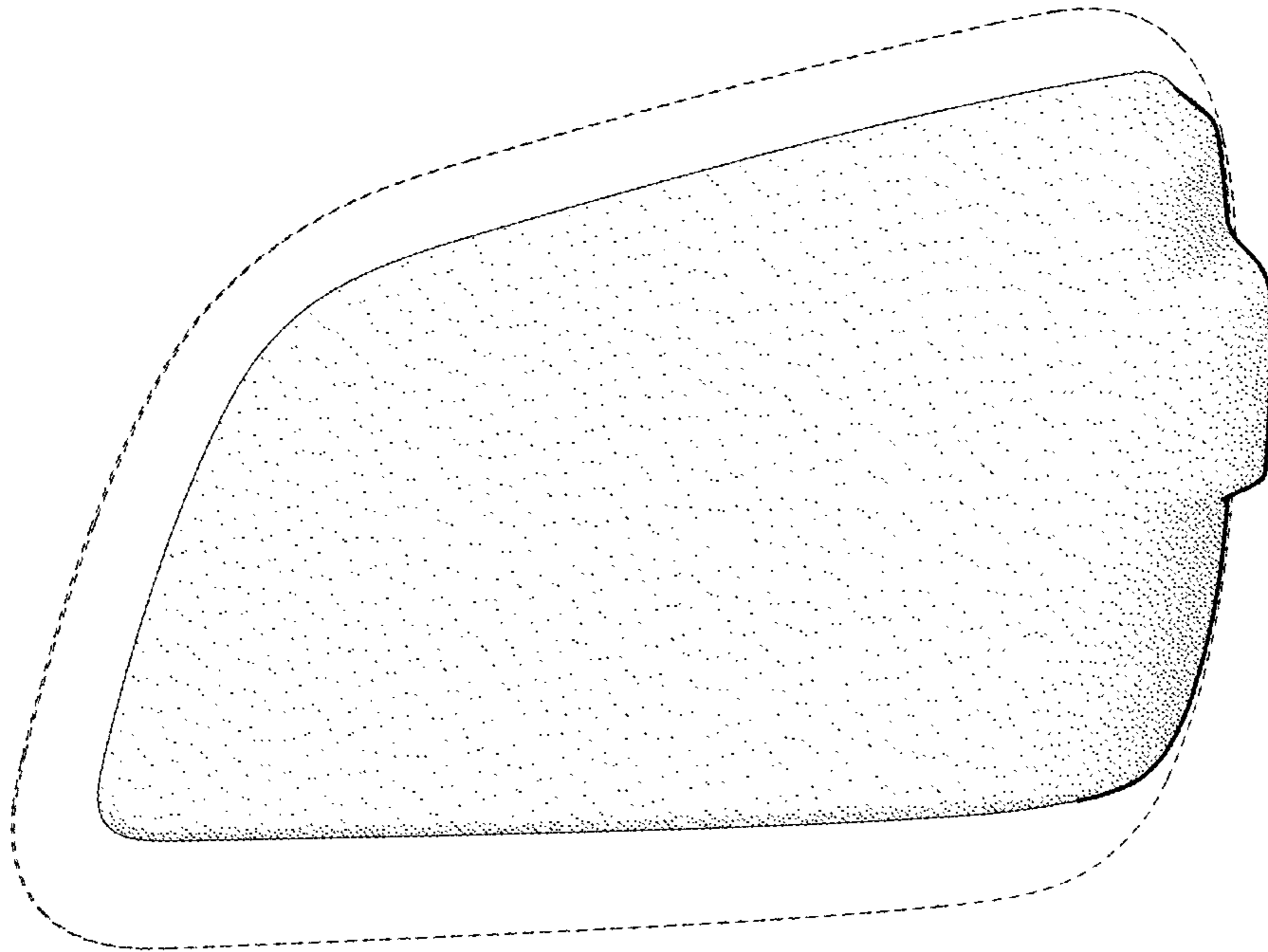


FIG. 3

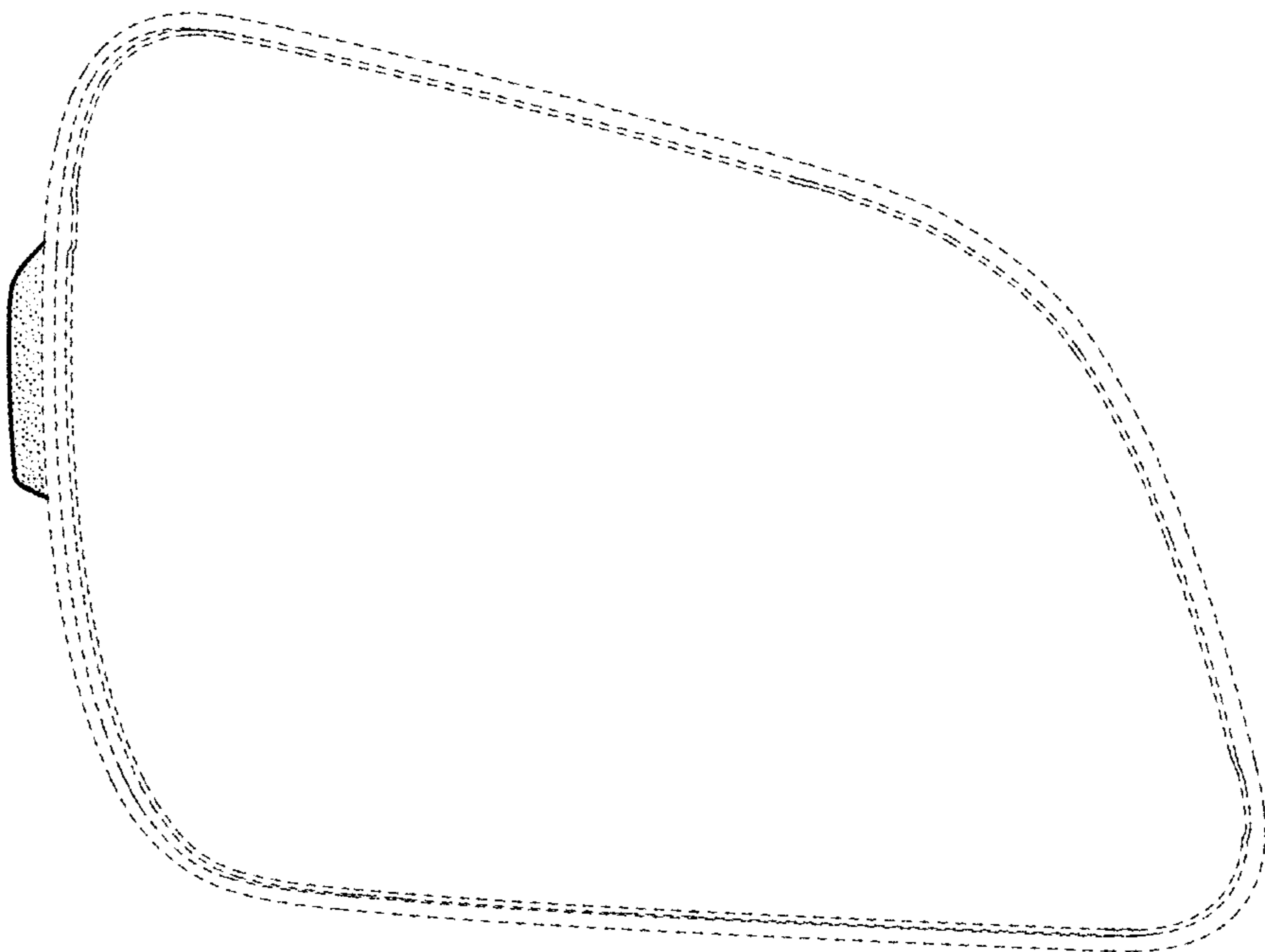


FIG. 4

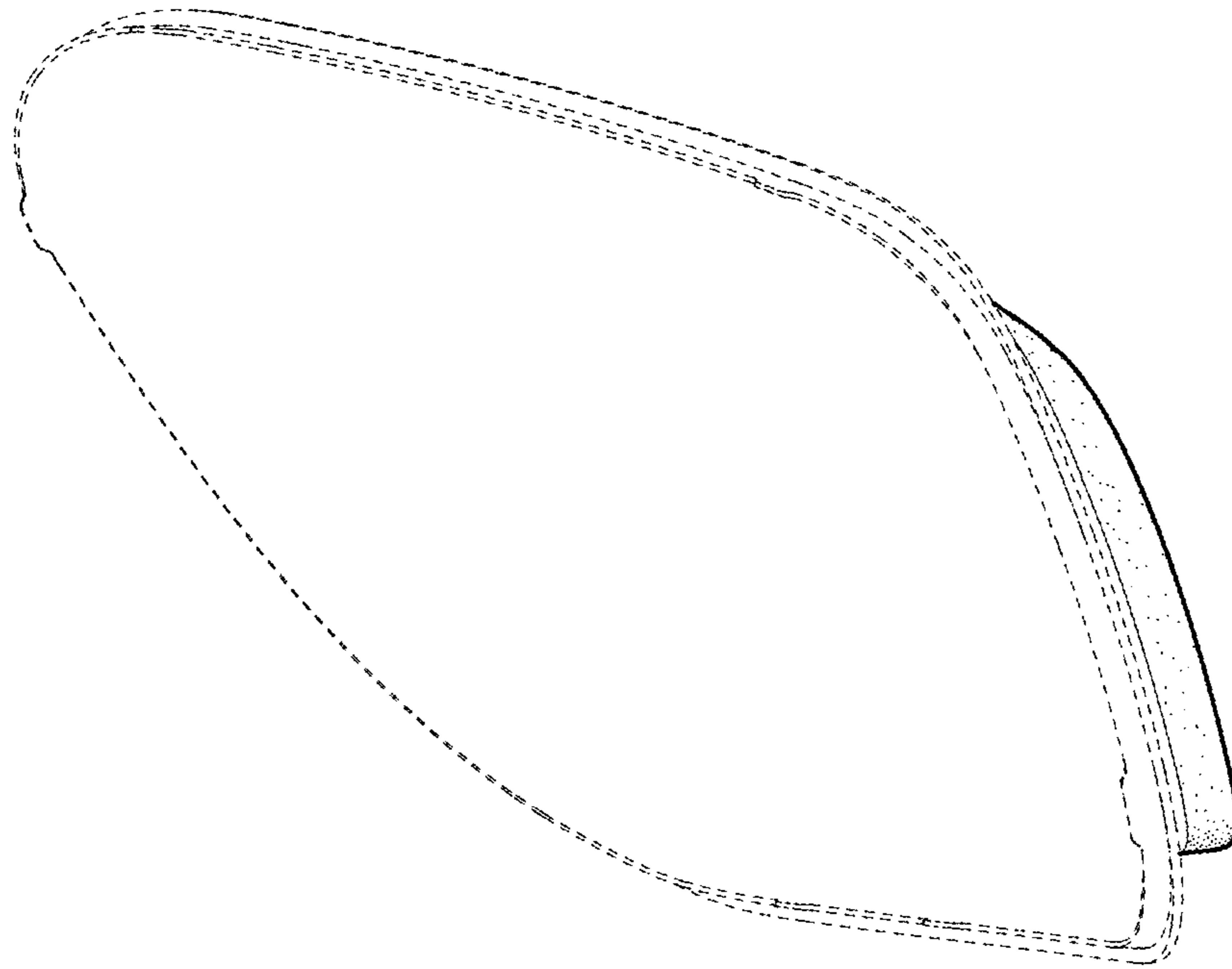


FIG. 5

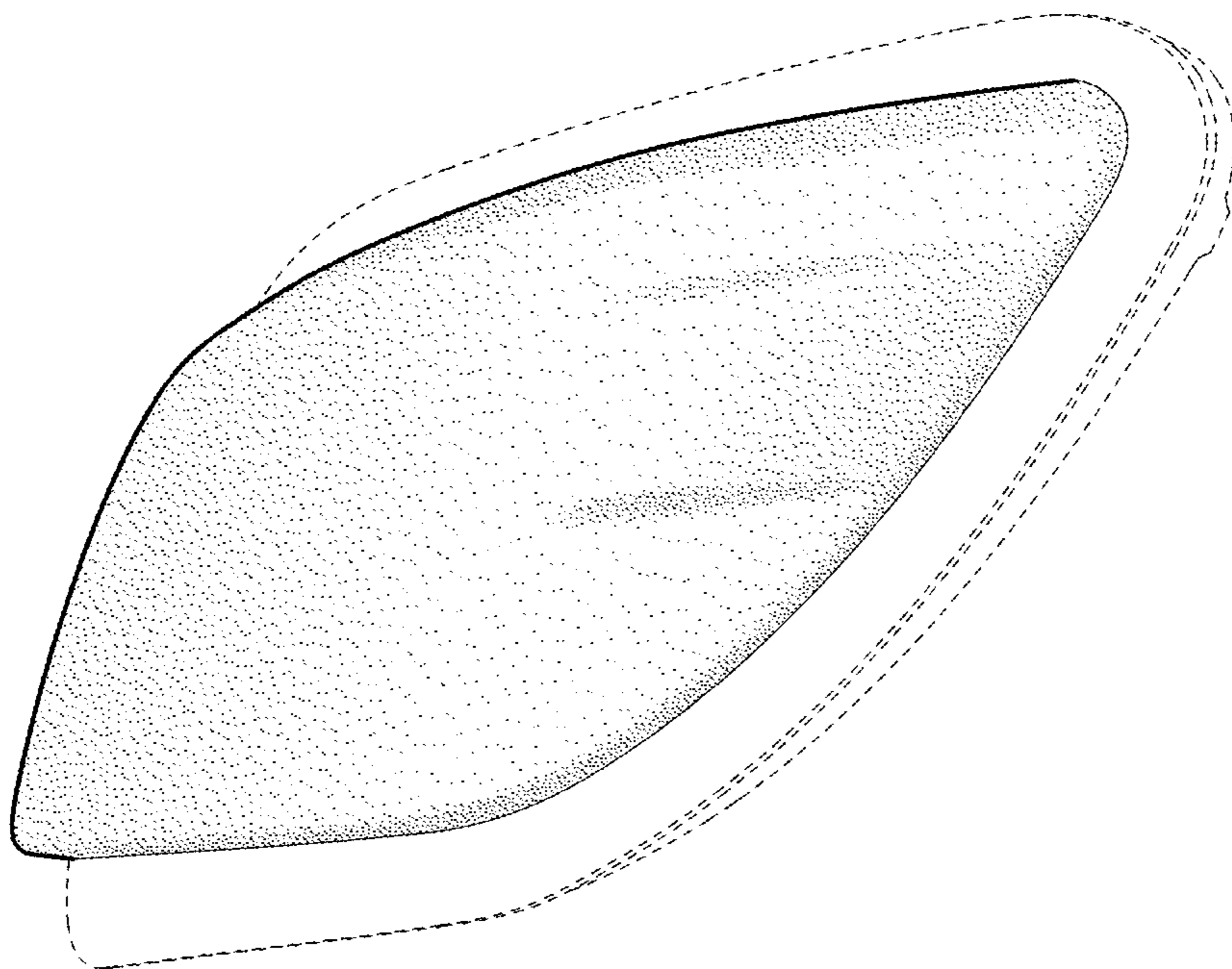


FIG. 6

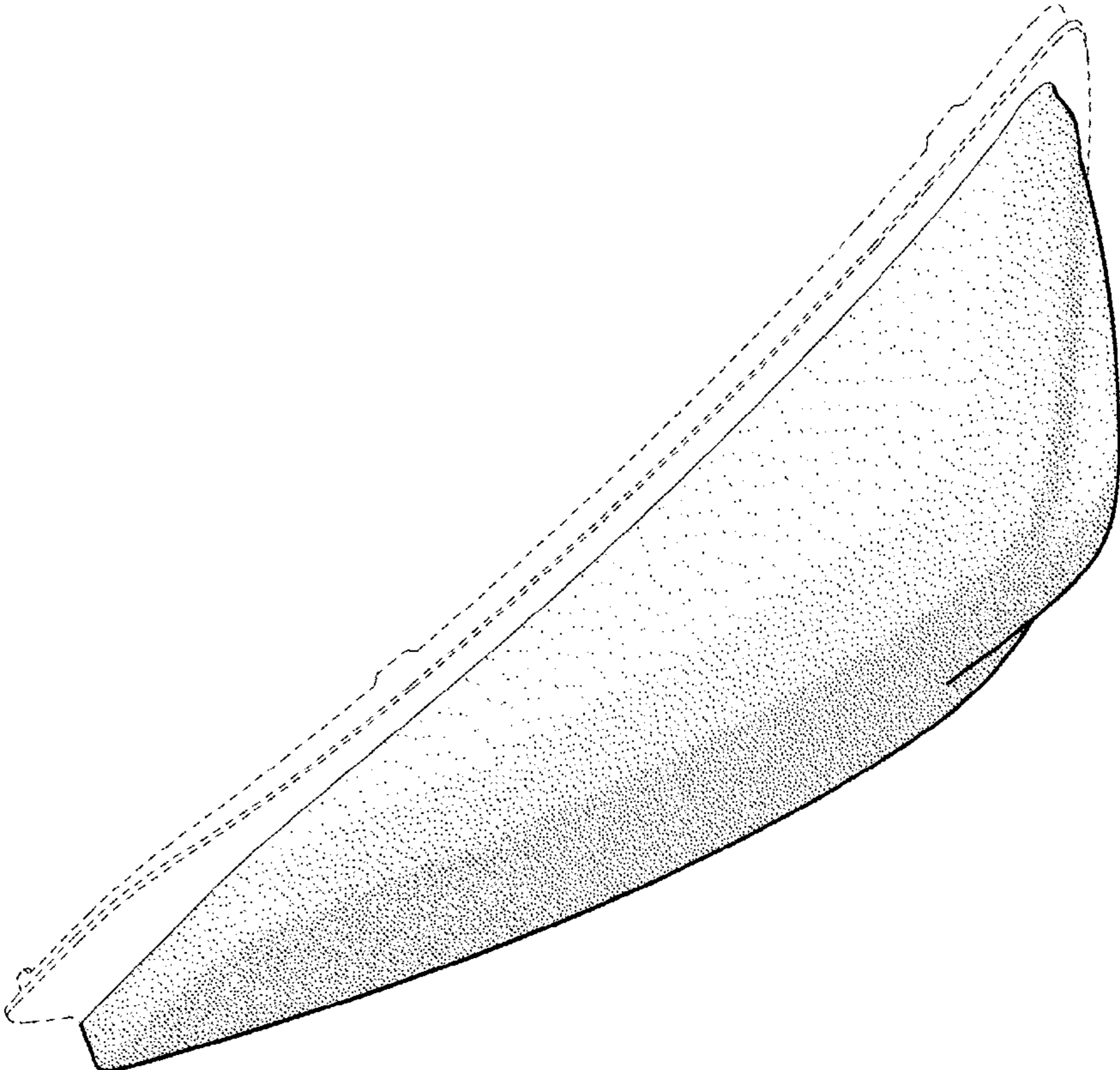


FIG. 7

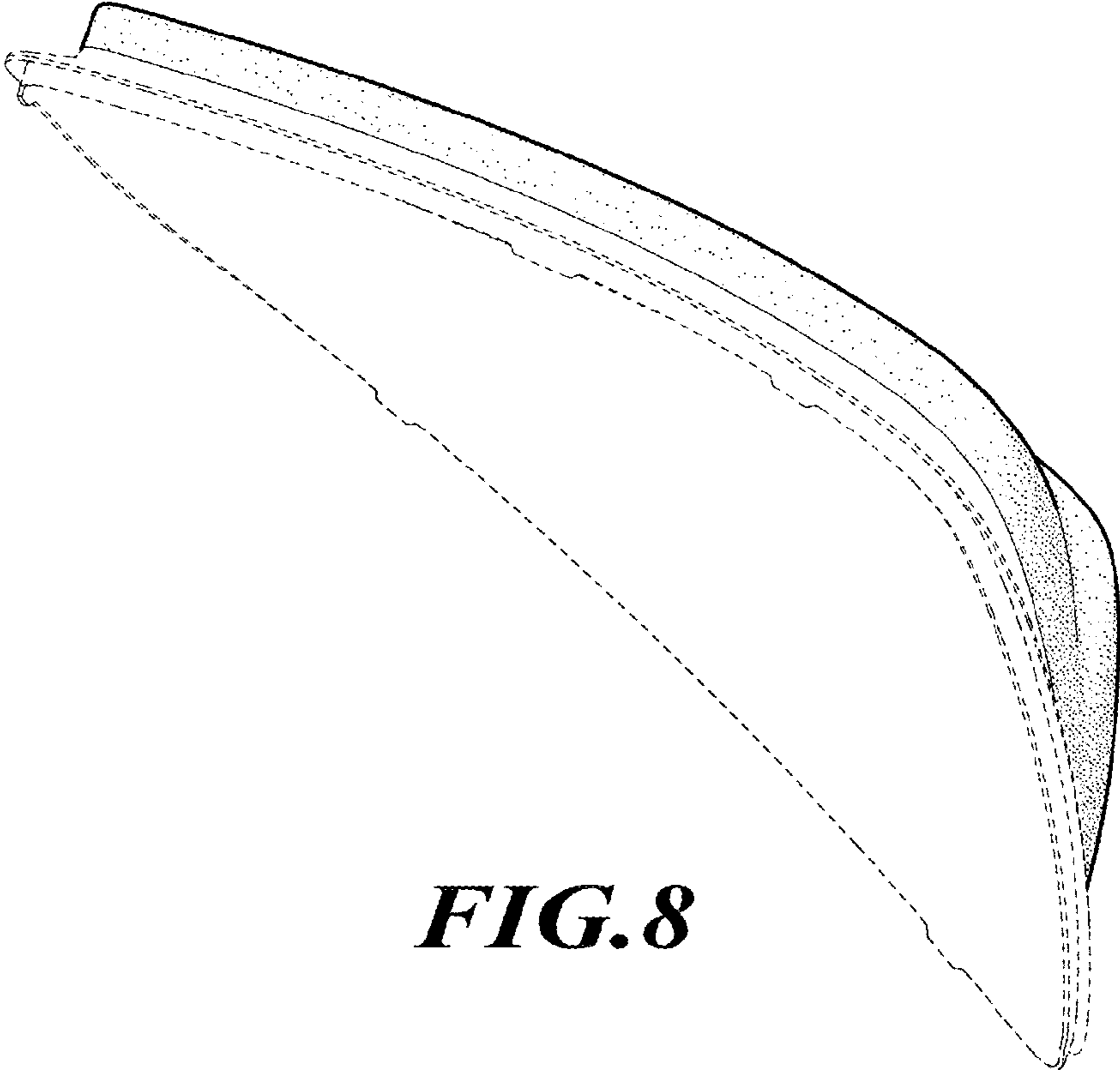


FIG. 8

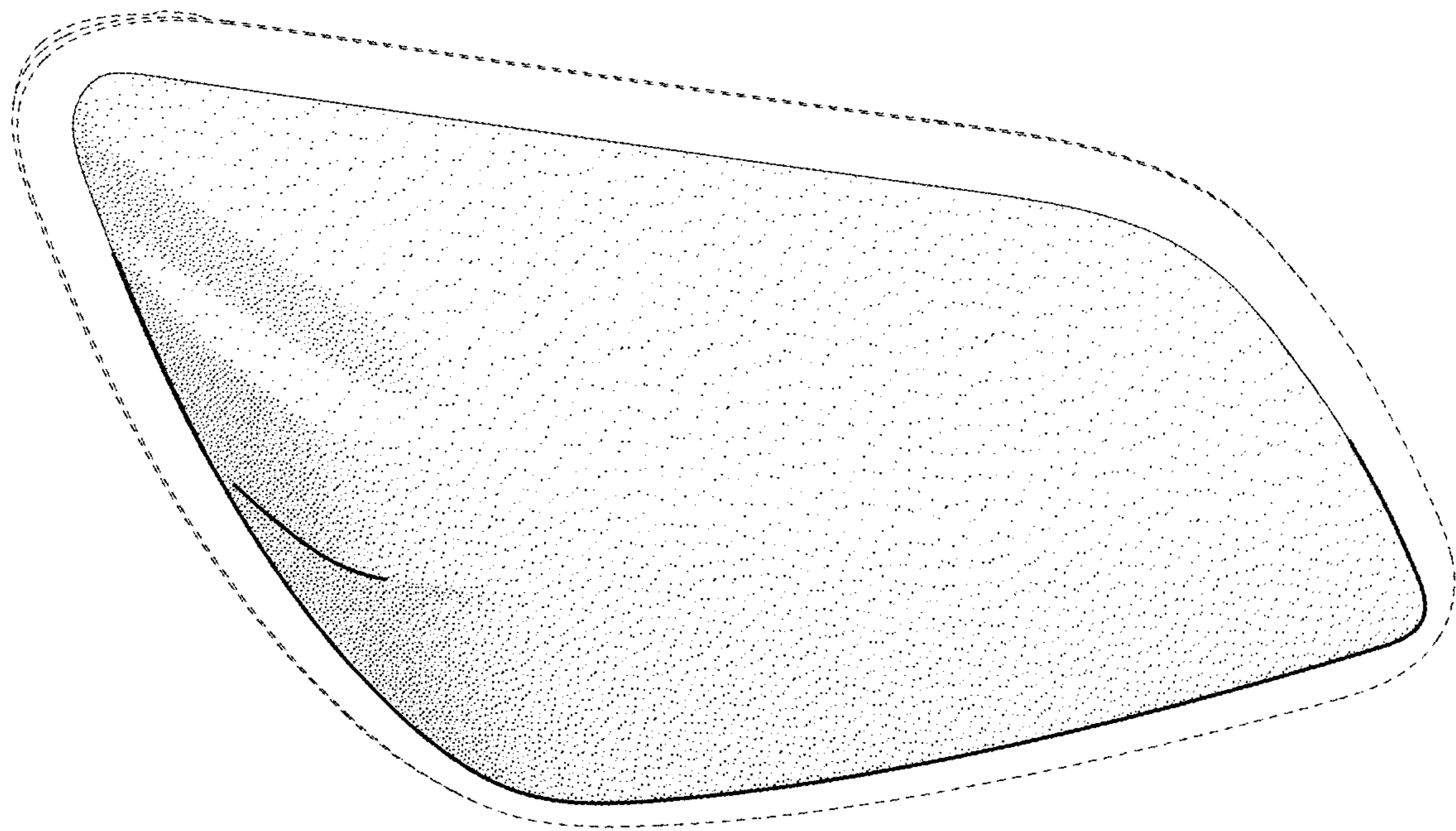


FIG. 9

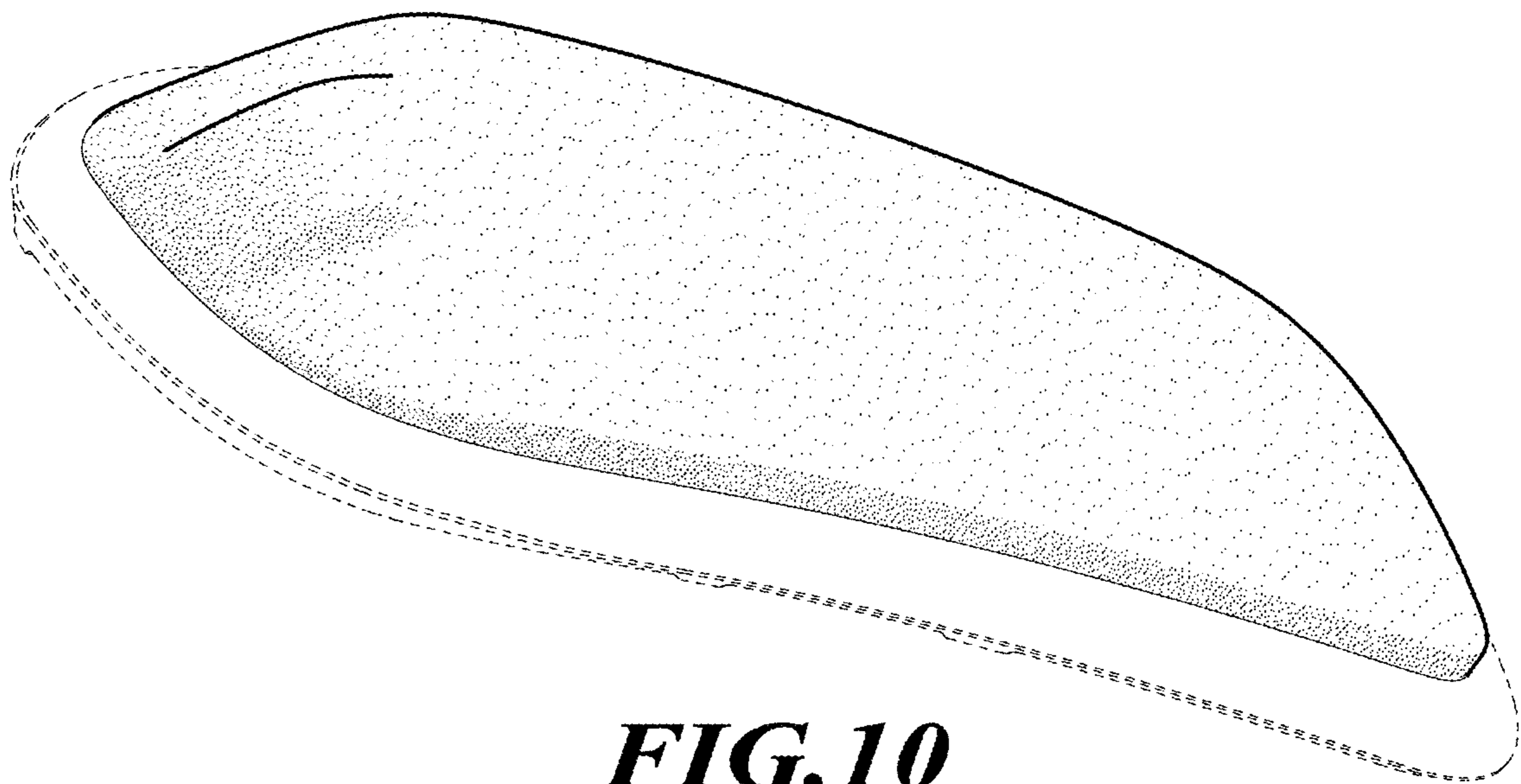


FIG. 10

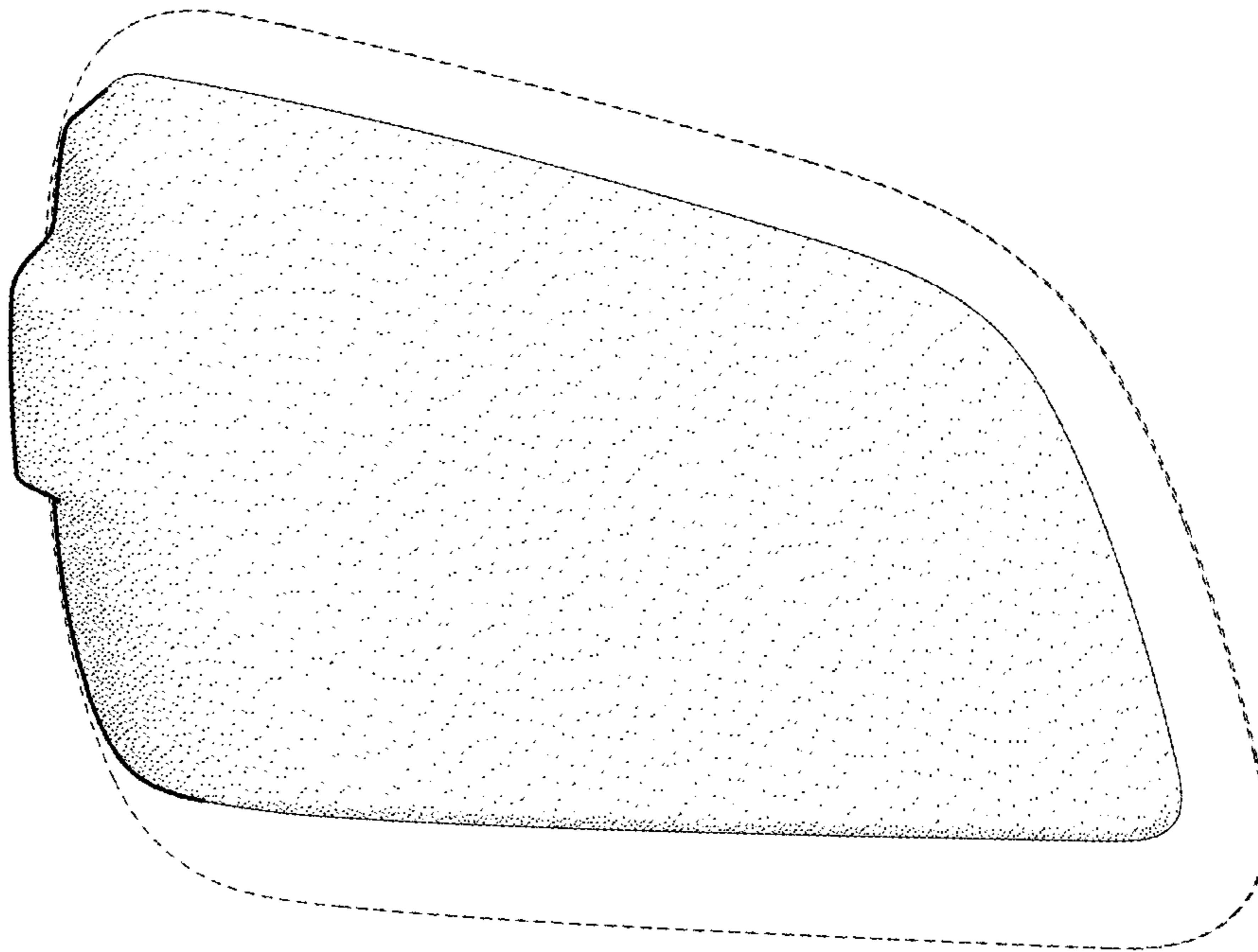


FIG. 11




FIG. 12

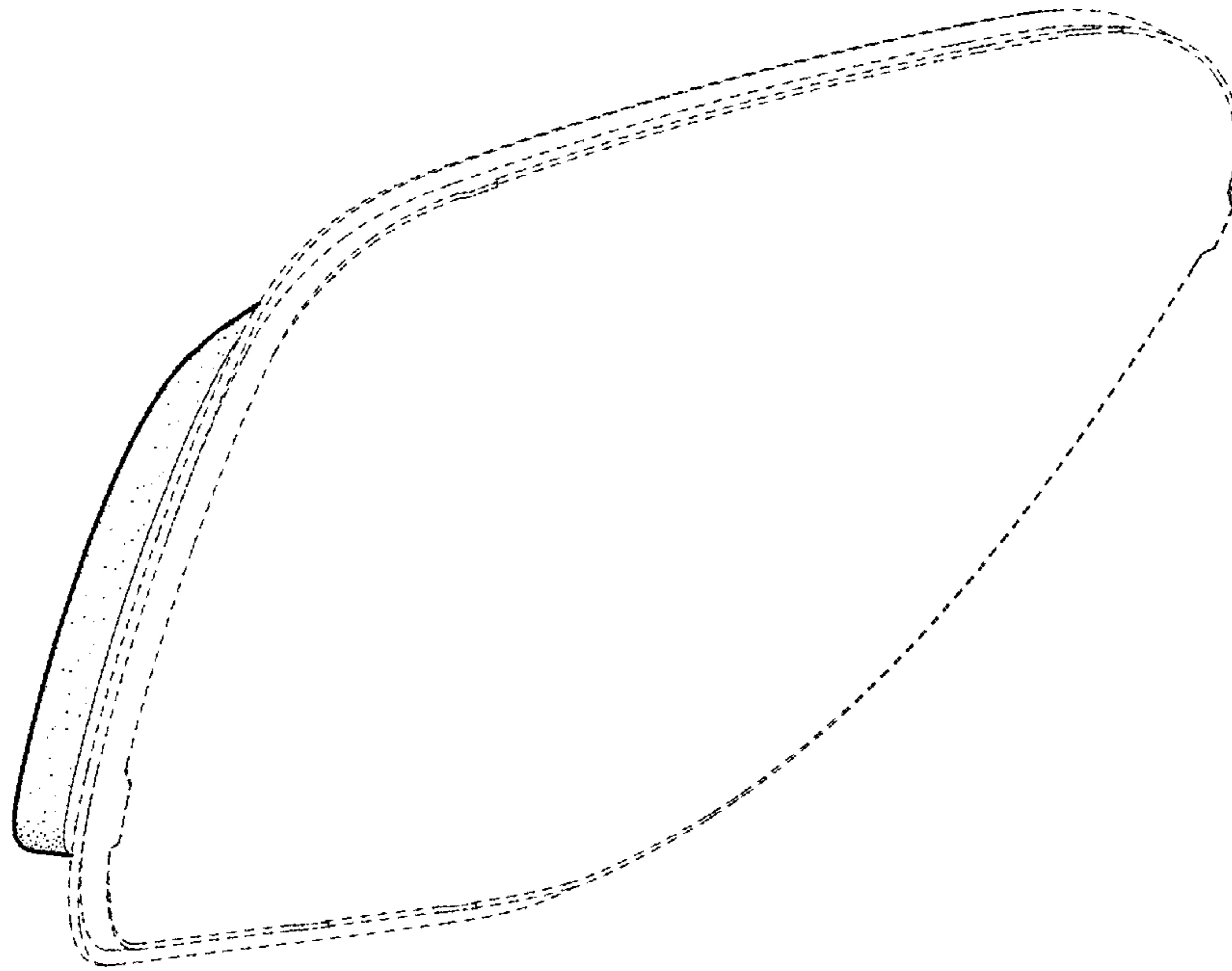


FIG. 13

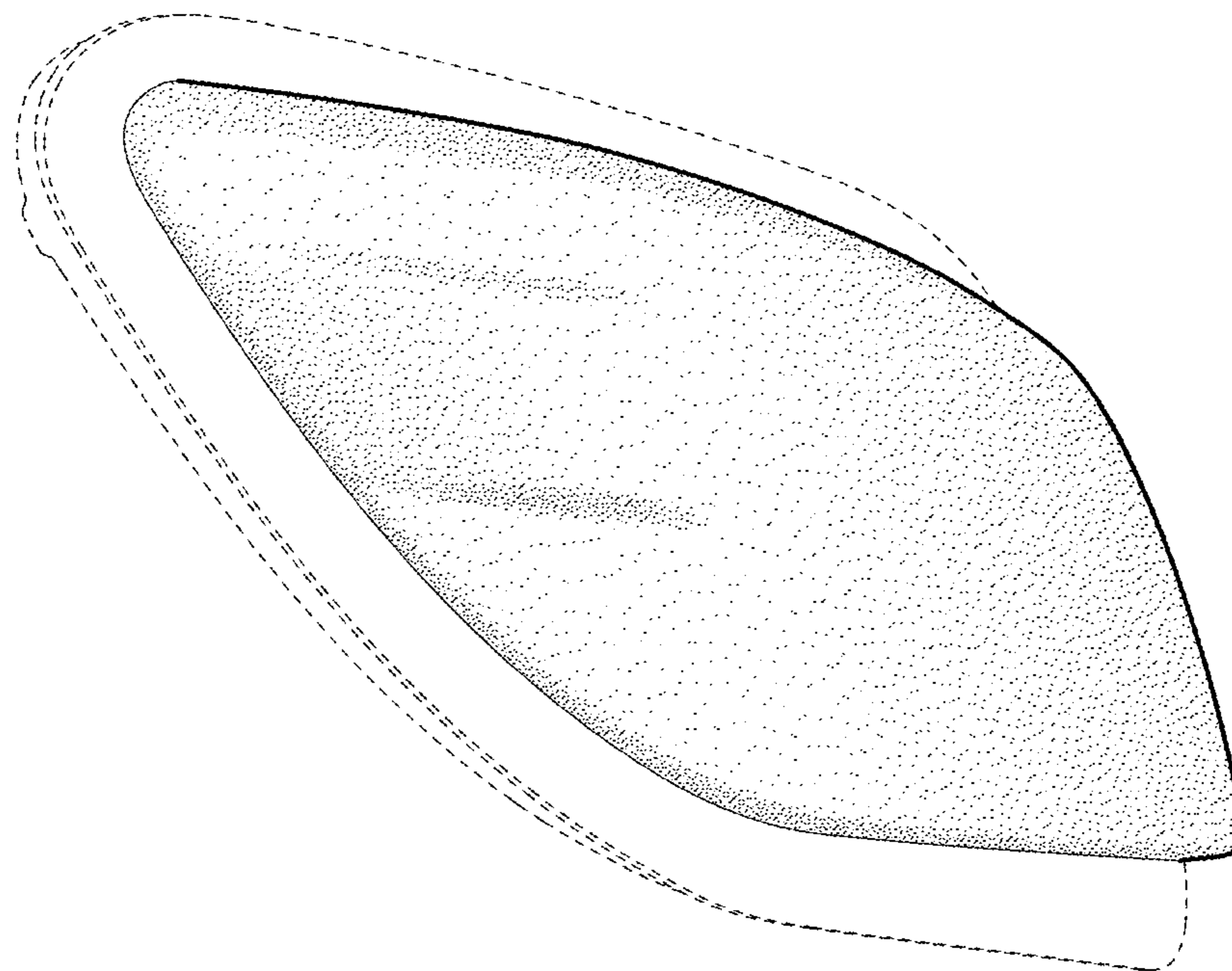


FIG. 14

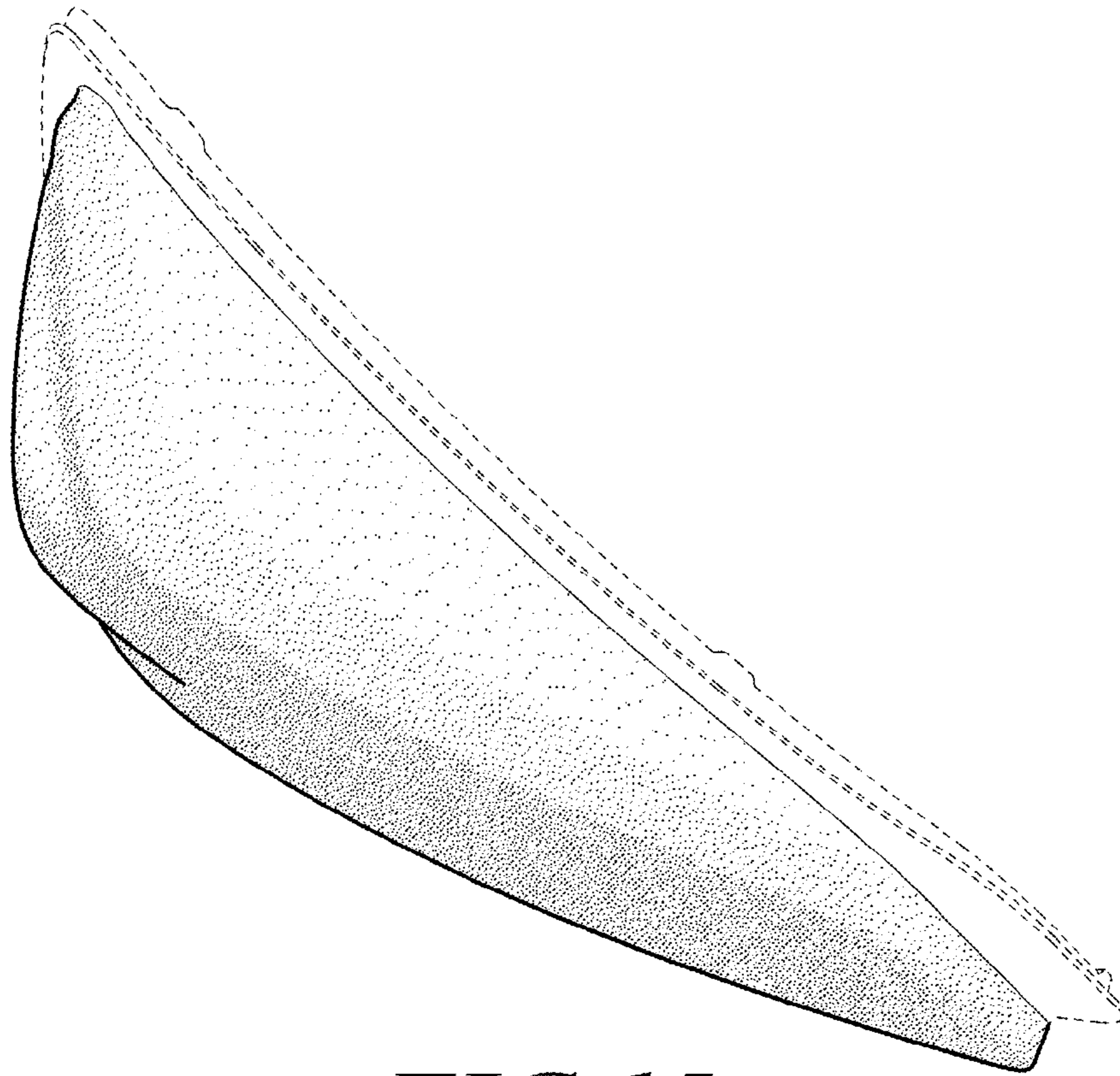


FIG. 15

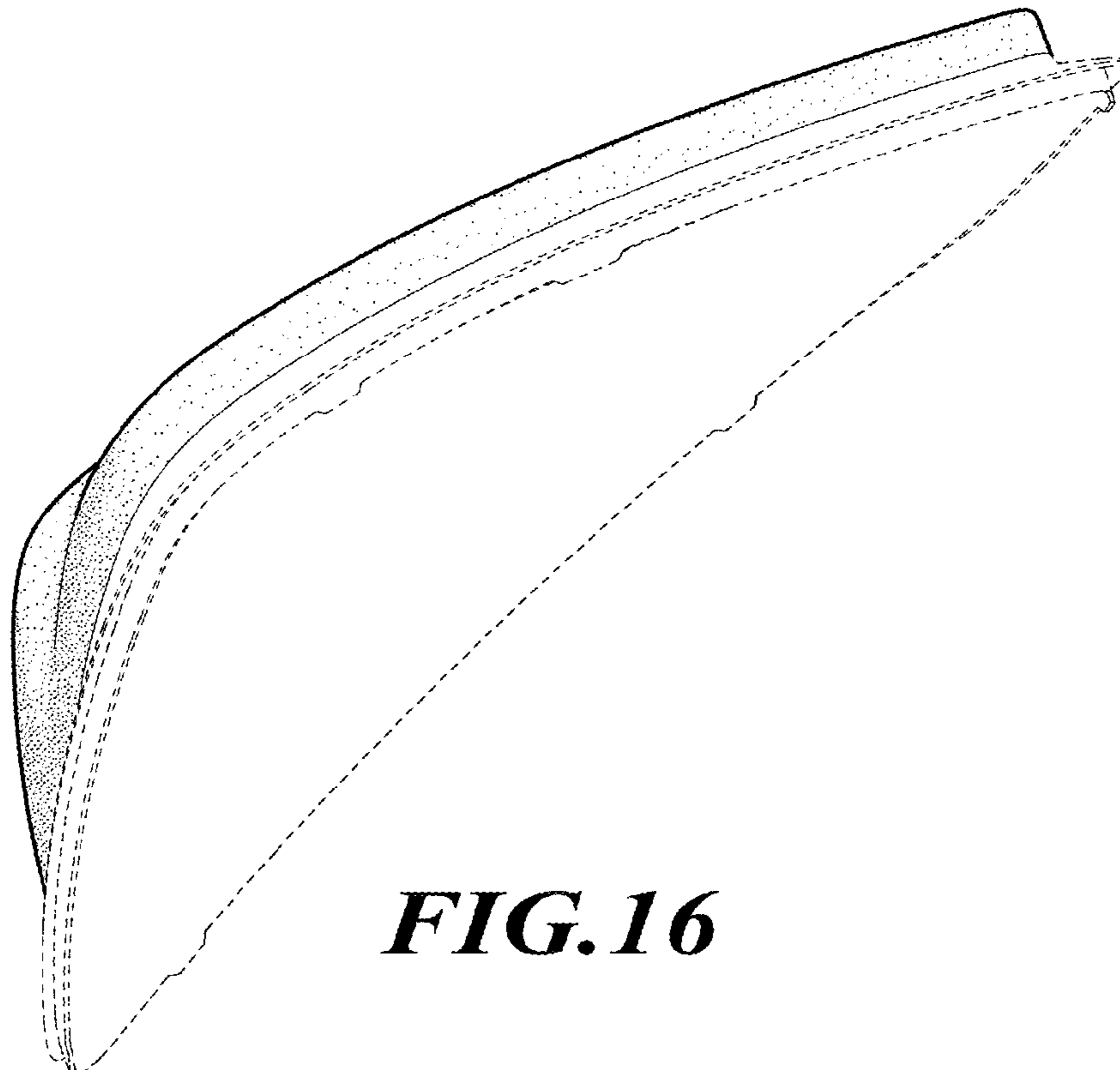


FIG. 16