



US0D1029384S

(12) **United States Design Patent** (10) **Patent No.:** **US D1,029,384 S**
Zhu (45) **Date of Patent:** **** *May 28, 2024**

(54) **HAIR STRAIGHTENER**
(71) Applicant: **SHENZHEN COSQUEEN TECHNOLOGY CO., LTD.**, Shenzhen (CN)
(72) Inventor: **Cailin Zhu**, Heilongjiang (CN)
(73) Assignee: **SHENZHEN COSQUEEN TECHNOLOGY CO., LTD.**, Shenzhen (CN)

| | | | | |
|--------------|---------|------------------|-------|--------|
| D629,156 S * | 12/2010 | Kim | | D28/35 |
| D645,614 S * | 9/2011 | Kim | | D28/35 |
| D650,130 S * | 12/2011 | Hein | | D28/35 |
| D724,267 S * | 3/2015 | Thornley | | D28/35 |
| D853,640 S | 7/2019 | Tappenden et al. | | |
| D853,643 S * | 7/2019 | Kim | | D28/35 |
| D861,985 S * | 10/2019 | Liao | | D28/35 |
| D921,289 S * | 6/2021 | Huang | | D28/35 |
| D932,695 S * | 10/2021 | Durham | | D28/35 |
| D970,809 S * | 11/2022 | Huang | | D28/35 |
| D970,810 S * | 11/2022 | Huang | | D28/35 |
| D976,486 S * | 1/2023 | Lee | | D28/35 |
| D985,199 S * | 5/2023 | Yin | | D28/35 |

(*) Notice: This patent is subject to a terminal disclaimer.

(**) Term: **15 Years**

(21) Appl. No.: **29/889,275**

(22) Filed: **Apr. 11, 2023**

(51) **LOC (14) Cl.** **28-03**

(52) **U.S. Cl.**
USPC **D28/35**

(58) **Field of Classification Search**
USPC D28/9, 10, 35, 99
CPC ... A45D 1/00; A45D 1/04; A45D 1/06; A45D 1/08; A45D 1/10; A45D 1/14; A45D 1/16; A45D 1/20; A45D 1/28; A45D 2002/003; A45D 6/00; A45D 4/00; A45D 4/06; A45D 4/08; A45D 2/00; A45D 2/001; A45D 2/02; A45D 2/04; A45D 2/06; A45D 2/36; A45D 2/362; A45D 2/38; A45D 2/40

See application file for complete search history.

(56) **References Cited**

U.S. PATENT DOCUMENTS

| | | | | |
|--------------|---------|---------|-------|--------|
| D480,836 S | 10/2003 | Kaizuka | | |
| D575,453 S * | 8/2008 | Overend | | D28/35 |
| D609,401 S * | 2/2010 | Yang | | D28/35 |

* cited by examiner

Primary Examiner — Alison M Ofstun

(74) *Attorney, Agent, or Firm* — Kunzler Bean & Adamson, PC; Michael Bartholomew


(57) **CLAIM**

The ornamental design for a hair straightener, as shown and described.

DESCRIPTION

FIG. 1 is a front, left and top perspective view of a hair straightener, showing my design.
FIG. 2 is a rear, right and bottom perspective view thereof.
FIG. 3 is a front elevation view thereof.
FIG. 4 is a rear elevation view thereof.
FIG. 5 is a left side elevation view thereof.
FIG. 6 is a right side elevation view thereof.
FIG. 7 is an enlarged top plan view thereof.
FIG. 8 is an enlarged bottom plan view thereof.
FIG. 9 is a front view thereof, shown in an environment of use, shown separated; and,
FIG. 10 is a front view thereof, shown in an environment of use, shown combined.
In FIGS. 9 and 10, the broken lines and faded out portions within illustrate environmental subject matter only and form no part of the claimed design.

1 Claim, 10 Drawing Sheets






FIG. 1




FIG. 2




FIG. 3




FIG. 4




FIG. 5




FIG. 6



FIG. 7




FIG. 8

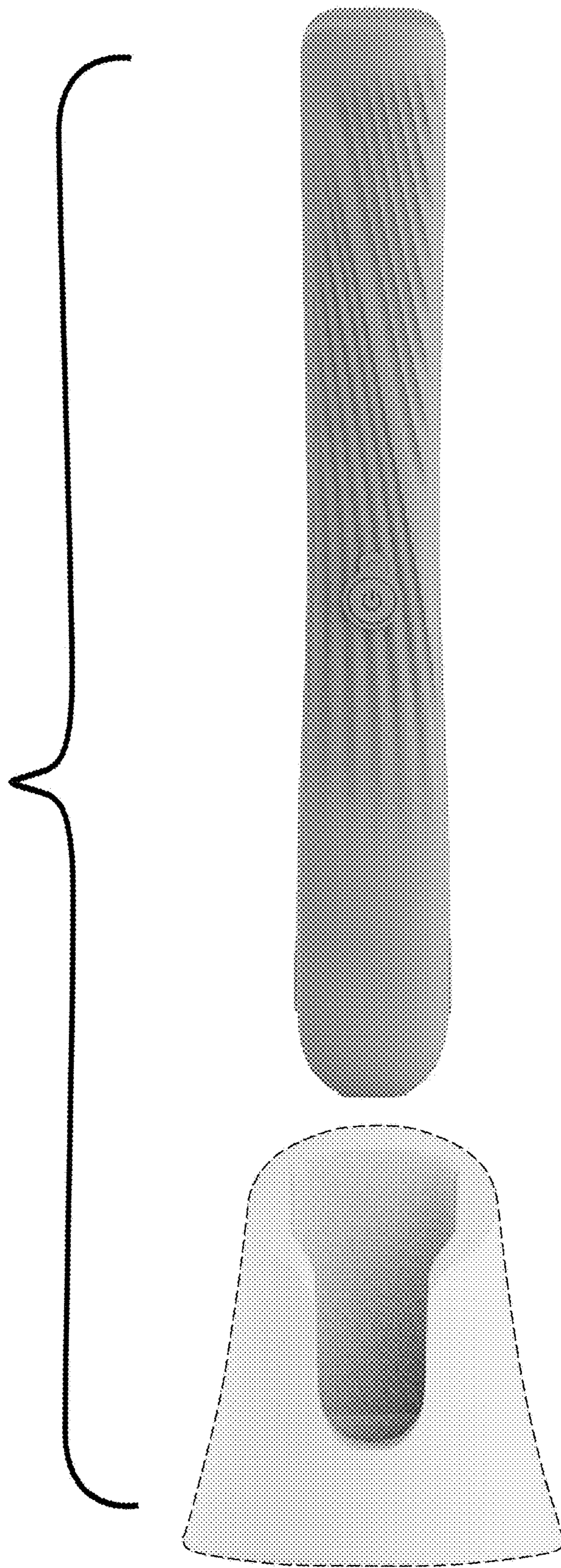


FIG. 9

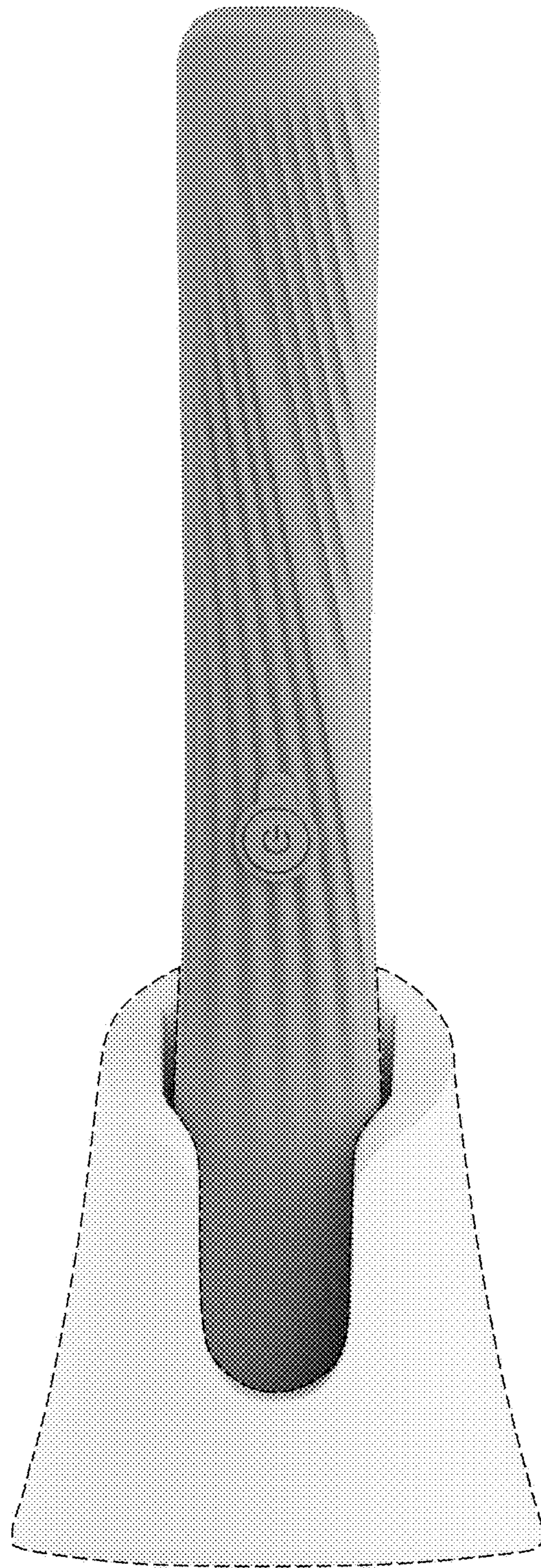


FIG. 10