



US0D1027676S

(12) **United States Design Patent**
Xie et al.

(10) **Patent No.:** **US D1,027,676 S**

(45) **Date of Patent:** **** May 21, 2024**

(54) **IRRIGATION CONTROLLER**

D853,972 S * 7/2019 Eberts D13/162
D890,106 S * 7/2020 Price D13/162
11,395,416 B2 * 7/2022 Paul H01R 13/447

(71) Applicant: **SHENZHEN YINGBOWEIYE TECHNOLOGY CO., LTD.**, Shenzhen (CN)

(72) Inventors: **Jinghua Xie**, Shenzhen (CN); **Jingru Xie**, Shenzhen (CN)

(73) Assignee: **SHENZHEN YINGBOWEIYE TECHNOLOGY CO., LTD.**, Shenzhen (CN)

(**) Term: **15 Years**

(21) Appl. No.: **29/843,652**

(22) Filed: **Jun. 22, 2022**

(51) **LOC (14) Cl.** **10-04**

(52) **U.S. Cl.**
USPC **D10/49; D13/162**

(58) **Field of Classification Search**
USPC D13/162, 162.1, 168, 173, 174; D10/40, D10/46, 49
CPC H05K 5/0017; H05K 5/0026; H05K 5/03; G05B 19/02; G05B 19/04; G05B 19/0426; A01G 25/16; A01G 25/165
See application file for complete search history.

(56) **References Cited**

U.S. PATENT DOCUMENTS

6,240,336 B1 * 5/2001 Brundisini G05B 19/0426 700/282
7,225,057 B2 * 5/2007 Froman A01G 25/165 239/69
D564,456 S * 3/2008 Weiler D13/162
D603,348 S * 11/2009 Sacks D13/162
7,953,517 B1 * 5/2011 Porter A01G 25/165 700/284
D691,966 S * 10/2013 Stossell D13/162
9,538,713 B2 * 1/2017 Pearson G05B 15/02
D850,297 S * 6/2019 Alcorn D10/49

OTHER PUBLICATIONS

Amazon.com, HiOazo Smart Sprinkler Controller WiFi Irrigation System Controller 6 Zone, Jun. 8, 2023, 3 pgs.*
Amazon.com, HiOazo Smart Indoor Sprinkler Controller 8 Zone WiFi Irrigation System Controller, Jun. 8, 2023, 2 pgs.*
Amazon.com, Shyion Sprinkler Controller 8 Zone Smart Automatic Irrigation Controllers, Apr. 23, 2022, 2 pgs.*
Amazon.com, Orbit 57995 B-hyve XR Smart 16-Zone Indoor Outdoor Sprinkler Controller, May 30, 2021, 2 pgs.*
Amazon.com Orbit B-hyve 8-Zone Smart Indoor Sprinkler Controller, Feb. 17, 2021, 2 pgs.*
inkbird.com, Inkbird 8 Zone Smart Sprinkler Indoor Irrigation System Controller IIC-800-WIFI, Jul. 14, 2022.*

* cited by examiner

Primary Examiner — Selina Sikder

(74) *Attorney, Agent, or Firm* — ScienBiziP, P.C.

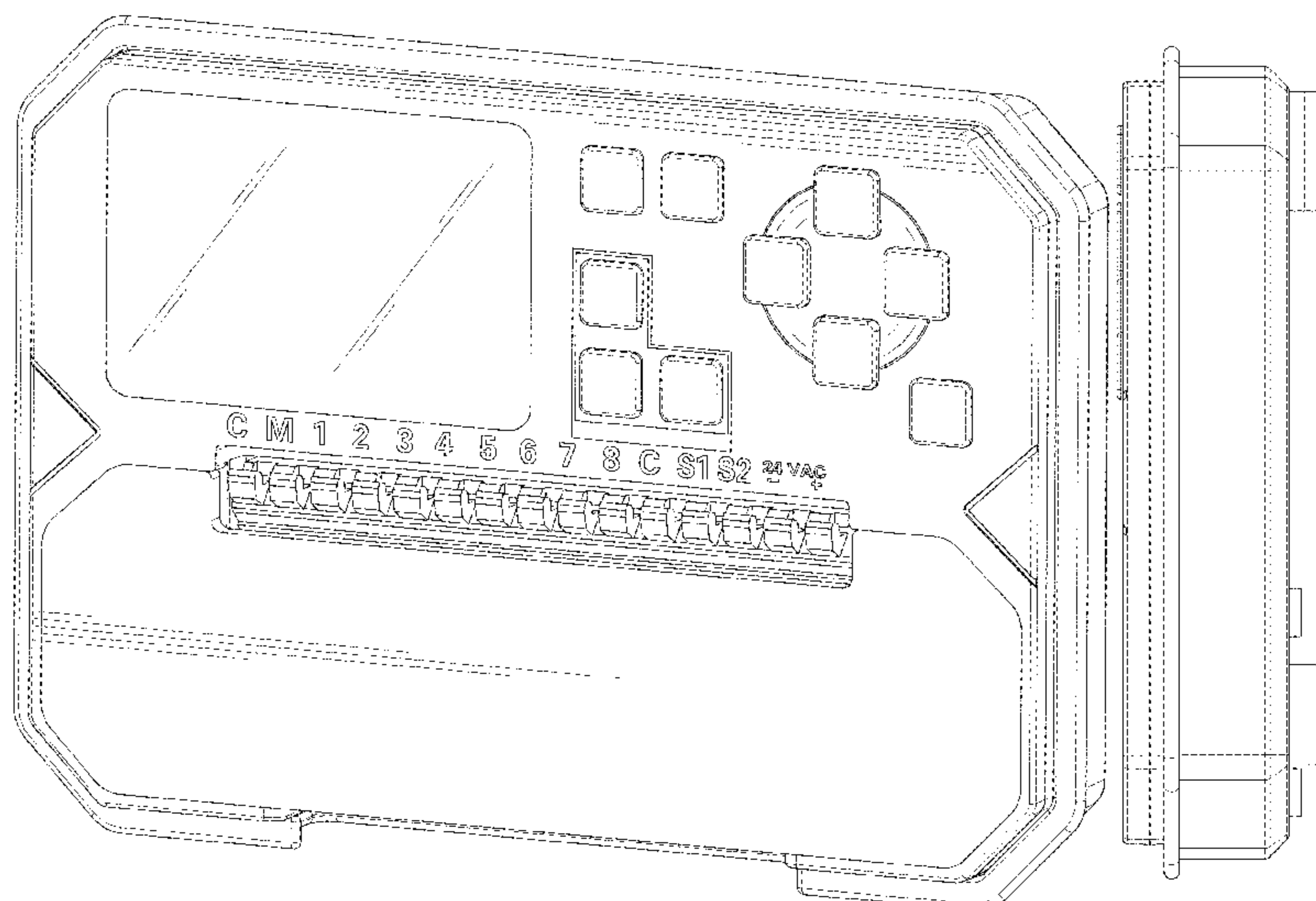
(57) **CLAIM**

The ornamental design for an irrigation controller, as shown and described.

DESCRIPTION

FIG. 1 is a front, right and top perspective view of an irrigation controller, showing our design.
FIG. 2 is a rear, left and bottom perspective view thereof.
FIG. 3 is a front elevation view thereof.
FIG. 4 is a rear elevation view thereof.
FIG. 5 is a left side elevation view thereof.
FIG. 6 is a right side elevation view thereof.
FIG. 7 is a top plan view thereof; and,
FIG. 8 is a bottom plan view thereof.
The broken lines shown in the drawings are included for the purpose of illustrating portions of the irrigation controller that form no part of the claimed design.

1 Claim, 8 Drawing Sheets



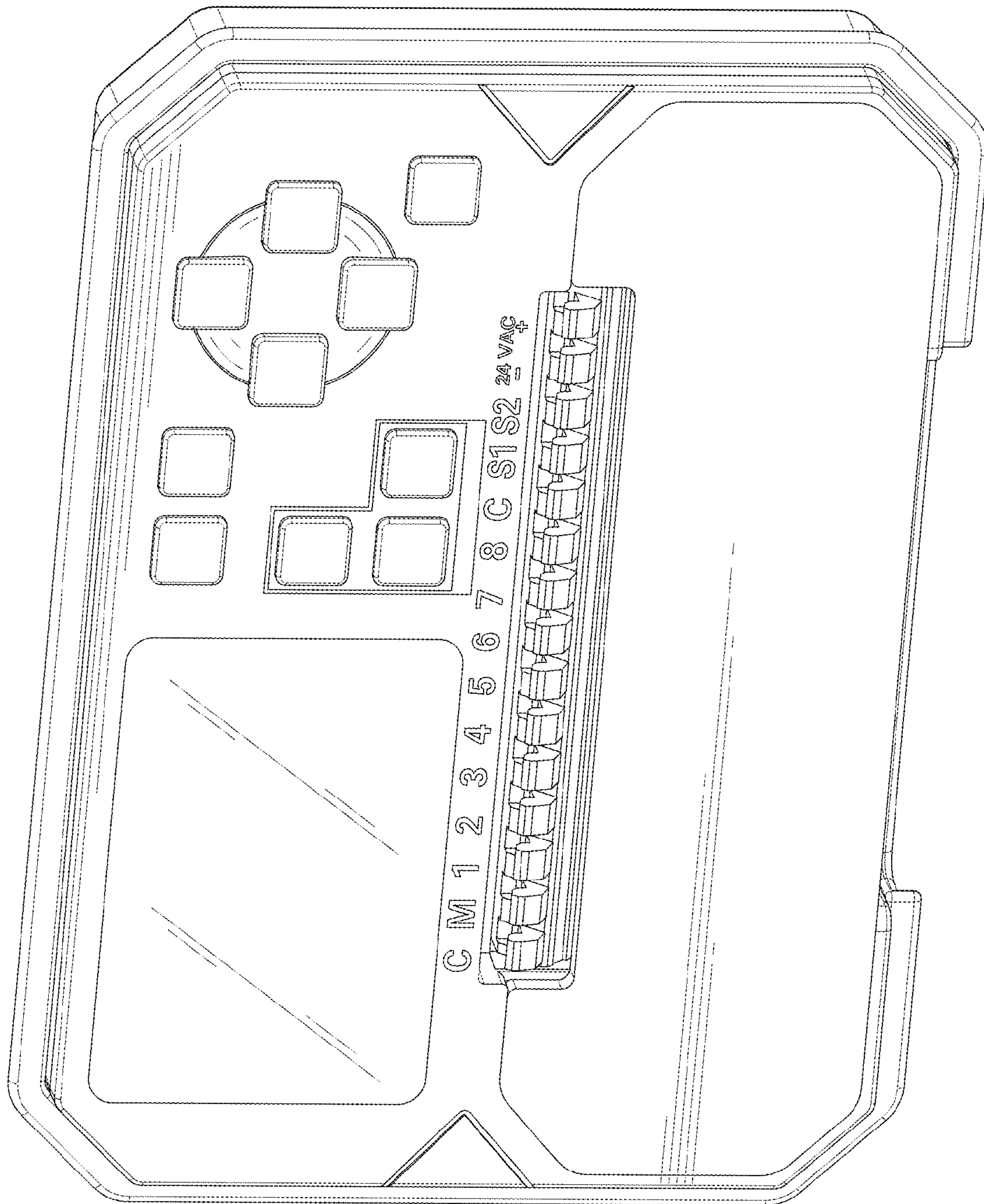


FIG. 1

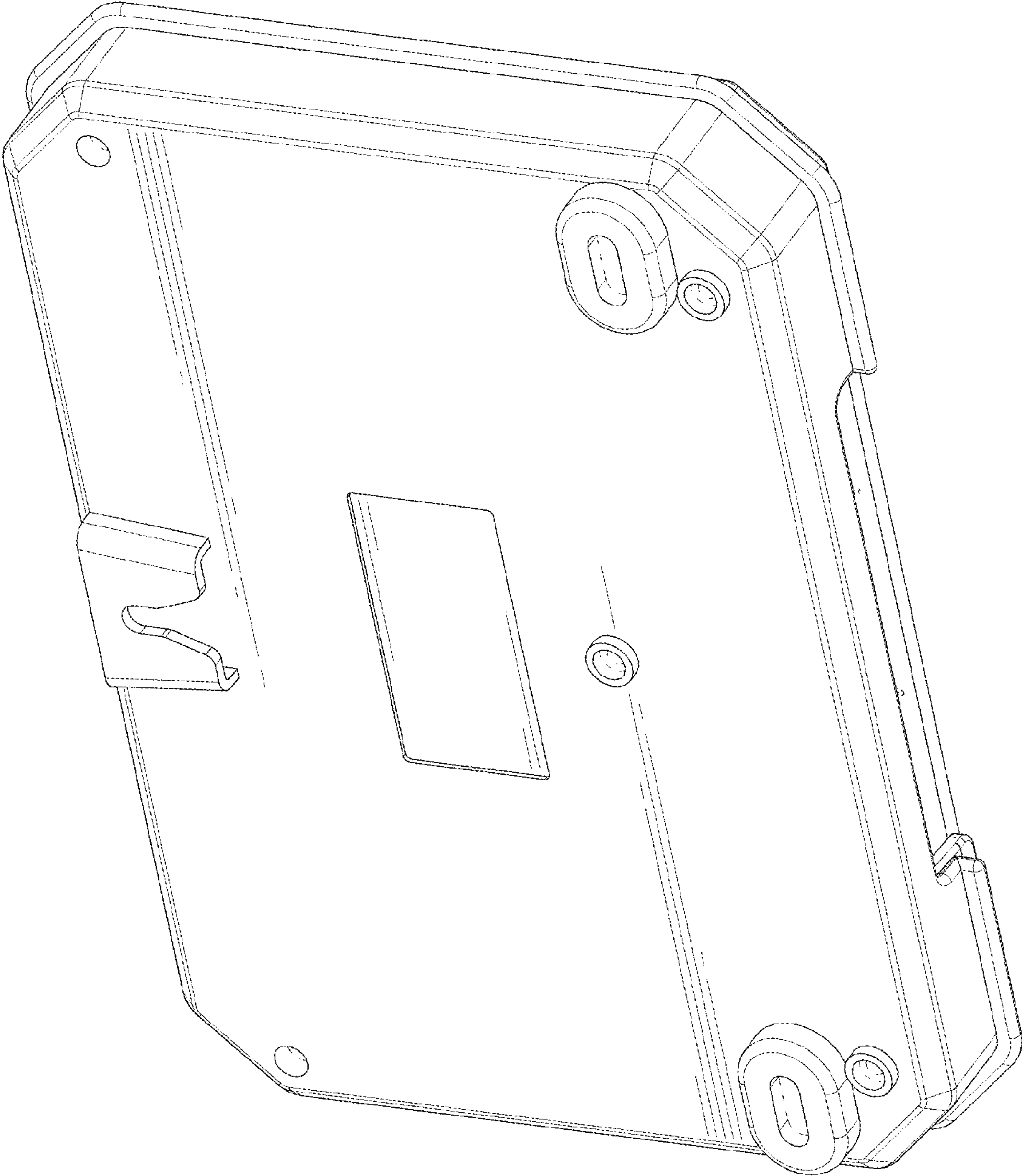


FIG. 2

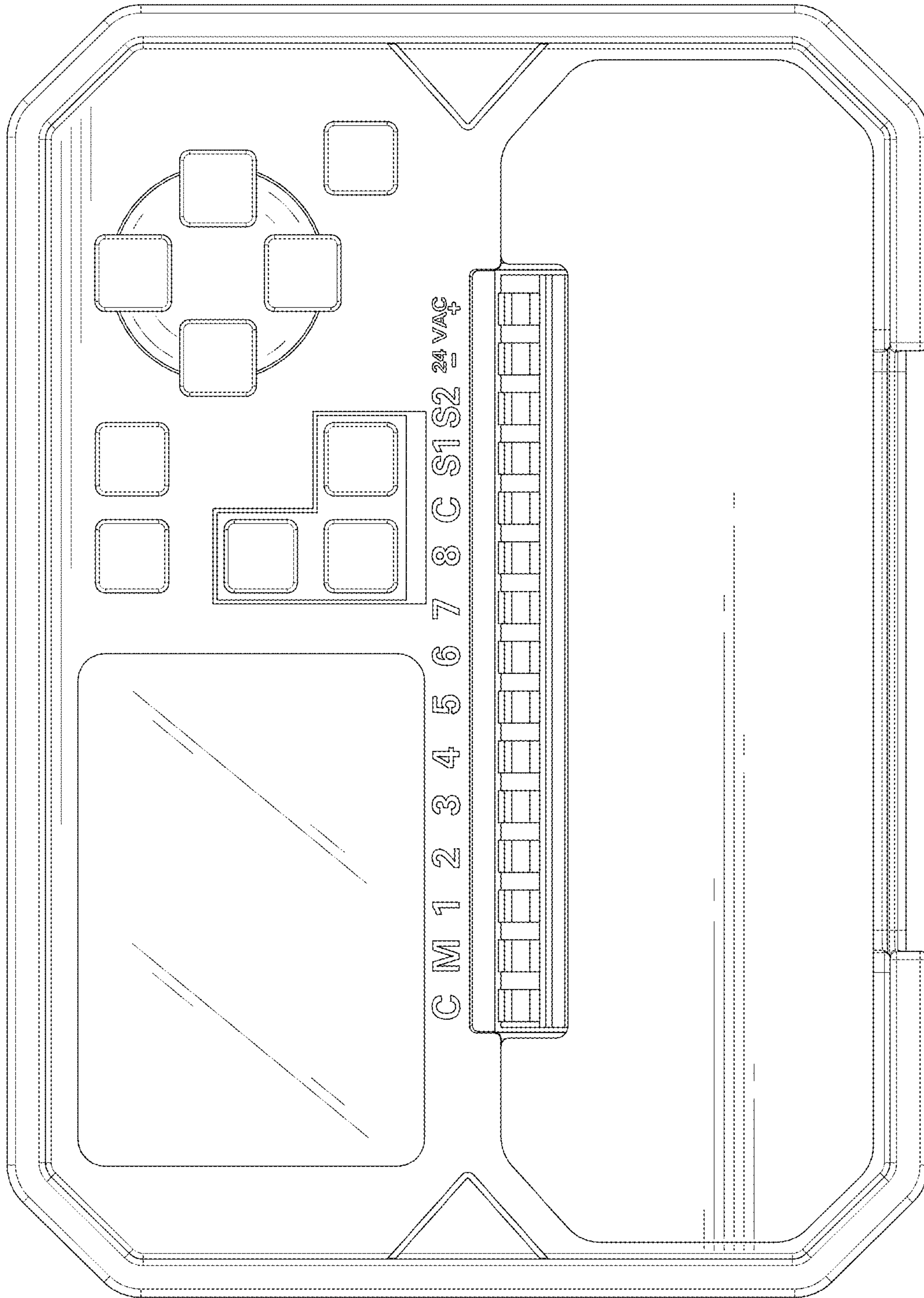


FIG. 3

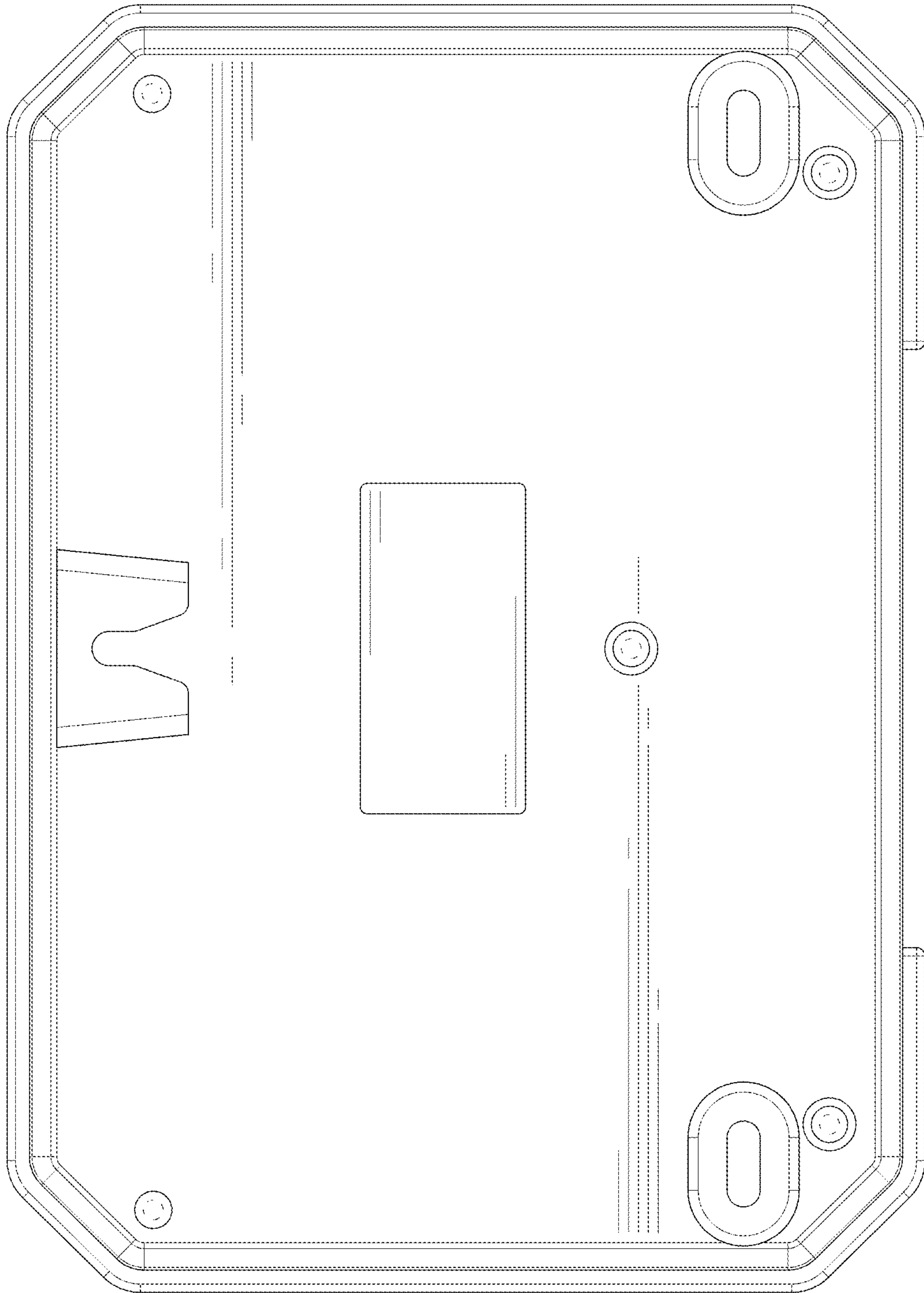


FIG. 4

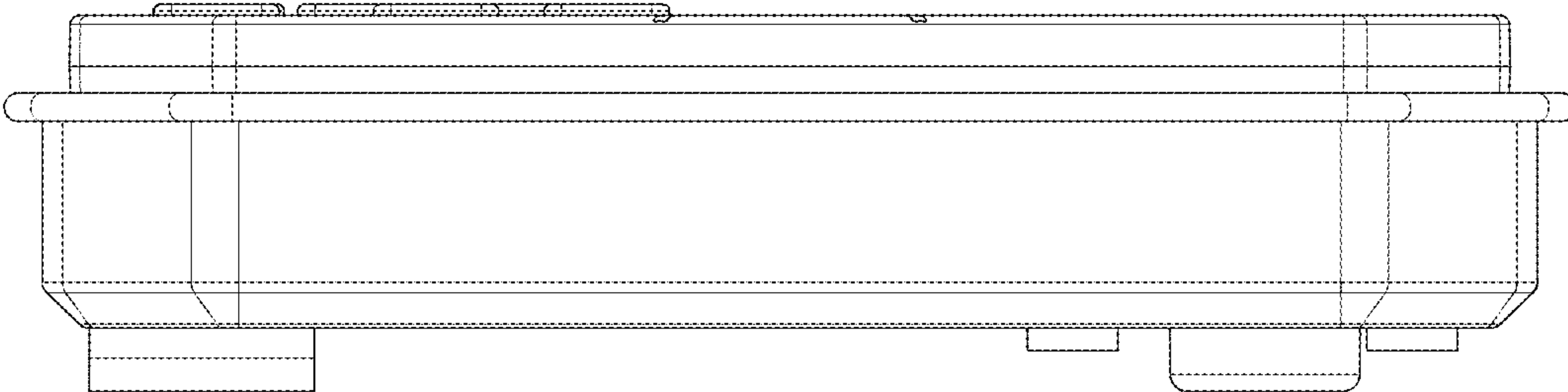


FIG. 5




FIG. 6

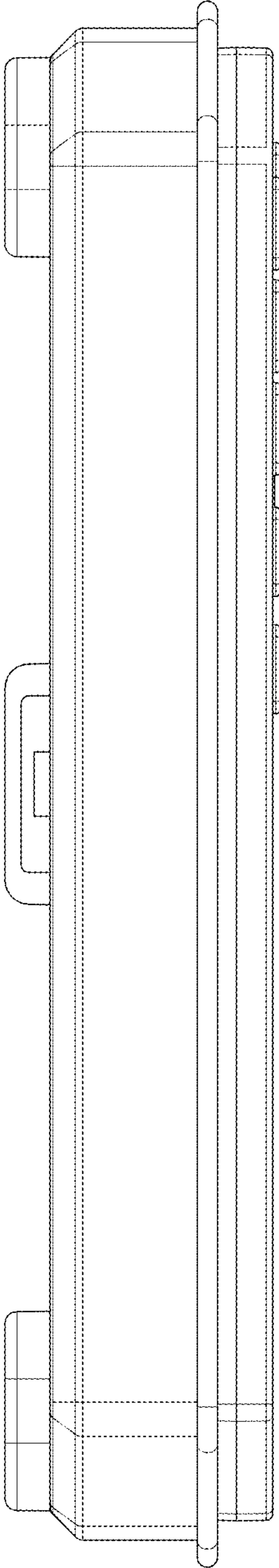


FIG. 7

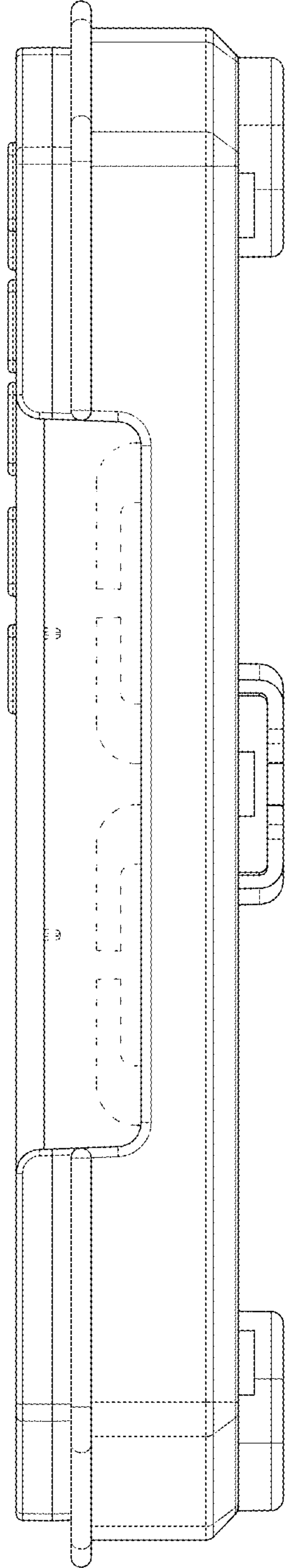


FIG. 8