



US0D1026256S

(12) **United States Design Patent** (10) **Patent No.:** **US D1,026,256 S**
Anderson et al. (45) **Date of Patent:** **** May 7, 2024**

(54) **SHINGLE**
(71) Applicant: **BMIC LLC**, Dallas, TX (US)
(72) Inventors: **Eric Anderson**, Montclair, NJ (US);
Olan Thomas Leitch, Mt. Juliet, TN (US); **Ming-Liang Shiao**, Collegeville, PA (US)

(73) Assignee: **BMIC LLC**, Dallas, TX (US)

(**) Term: **15 Years**

(21) Appl. No.: **29/857,193**

(22) Filed: **Oct. 20, 2022**

(51) **LOC (14) Cl.** **25-01**

(52) **U.S. Cl.**
USPC **D25/139**

(58) **Field of Classification Search**
USPC D25/139, 143
CPC .. E04D 1/26; E04D 1/125; E04D 1/28; E04D 1/025; E04D 2001/005
See application file for complete search history.

(56) **References Cited**

U.S. PATENT DOCUMENTS

5,916,103 A * 6/1999 Roberts E04D 1/26 52/552
6,546,688 B1 * 4/2003 Parsons E04D 5/10 52/518

D504,964 S * 5/2005 Hamlin D25/119
D574,972 S * 8/2008 Todd D25/139
D669,602 S * 10/2012 Jenkins D25/143
D762,880 S * 8/2016 Leitch D25/143
D769,473 S * 10/2016 Rodrigues D25/139
D799,721 S * 10/2017 Leitch D25/139
2016/0340903 A1* 11/2016 Folkersen E04D 1/26

* cited by examiner

Primary Examiner — Doris Clark
(74) *Attorney, Agent, or Firm* — Venable LLP

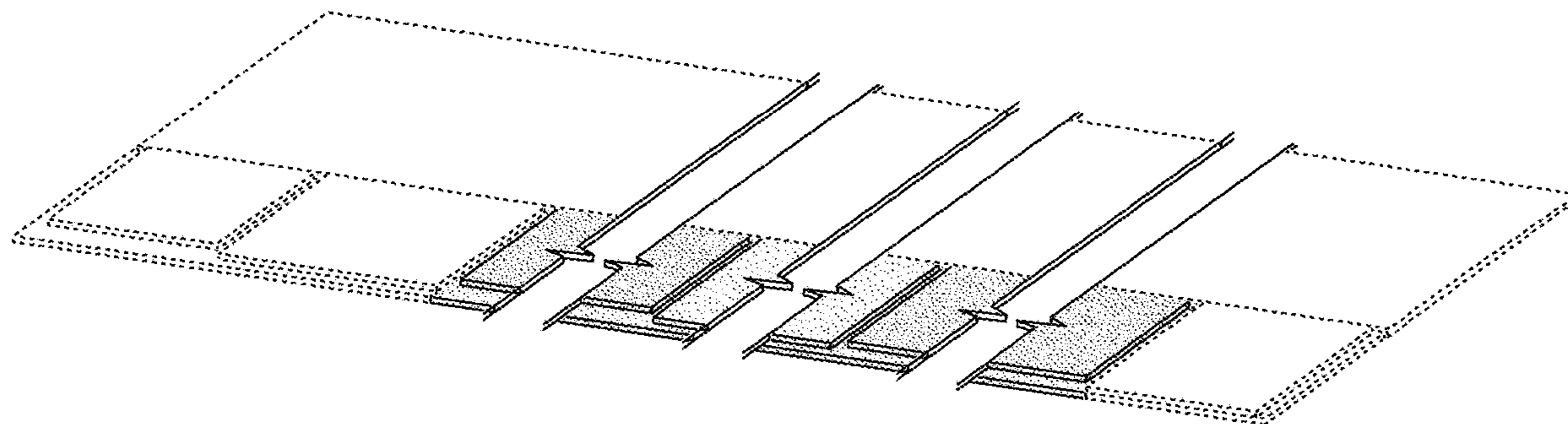
(57) **CLAIM**

The ornamental design for a shingle, as shown and described.

DESCRIPTION

FIG. 1 is a top perspective view of an embodiment of a shingle;
FIG. 2 is a top view of the embodiment shown in FIG. 1;
FIG. 3 is a bottom view of the embodiment shown in FIG. 1;
FIG. 4 is a left side view of the embodiment shown in FIG. 1;
FIG. 5 is a right side view of the embodiment shown in FIG. 1;
FIG. 6 is a rear view of the embodiment shown in FIG. 1; and,
FIG. 7 is a front view of the embodiment shown in FIG. 1.
The dashed broken lines are for illustrative purposes only and form no part of the claimed design. The dashed-dot lines illustrate unclaimed boundary lines.

1 Claim, 7 Drawing Sheets



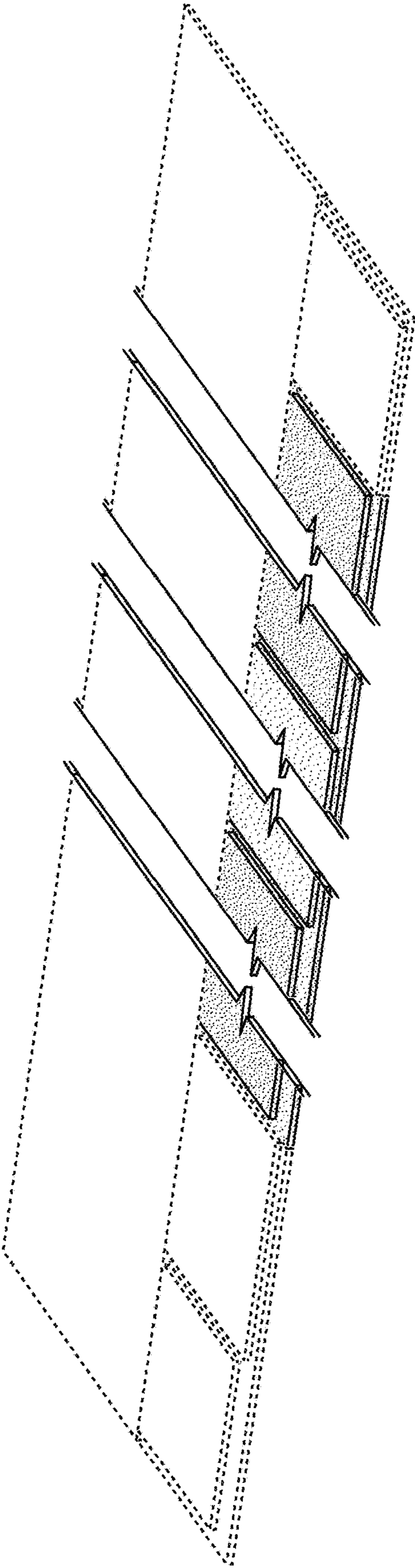


FIG. 1

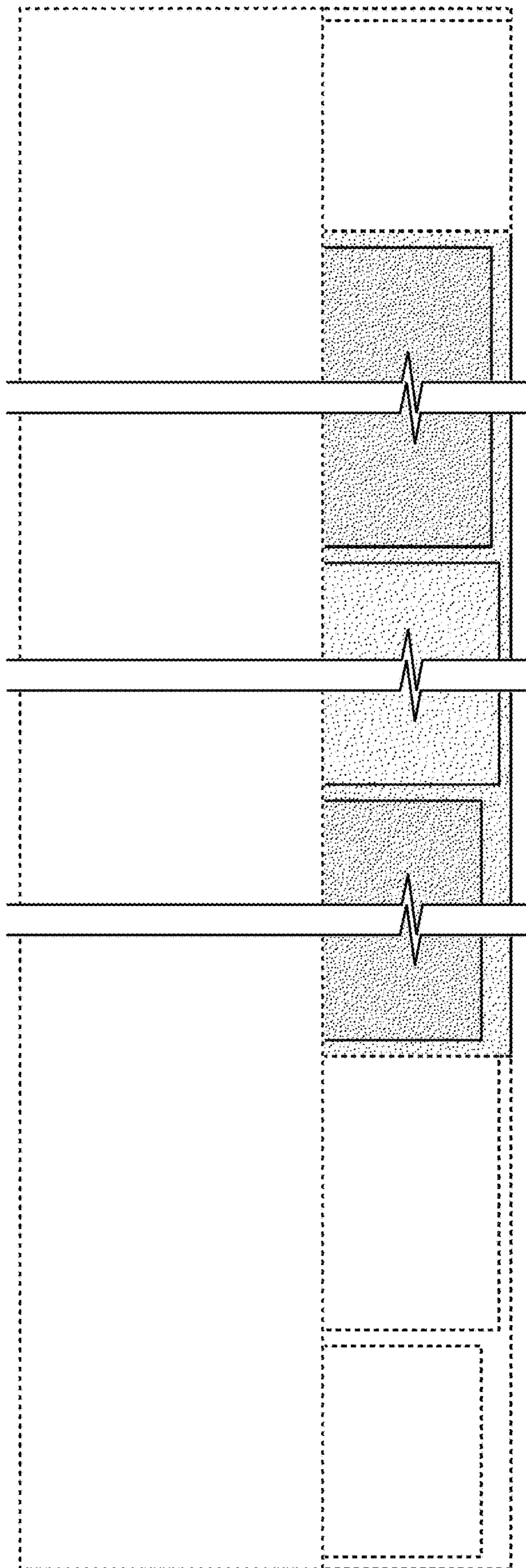


FIG. 2

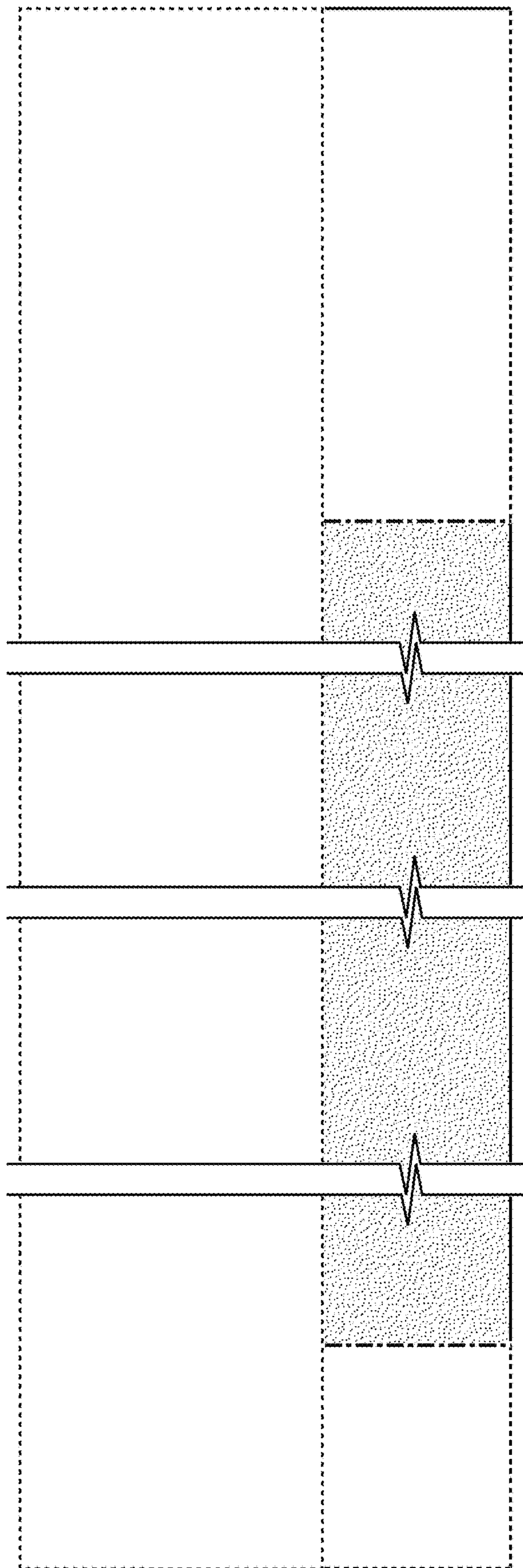


FIG. 3



FIG. 4



FIG. 5

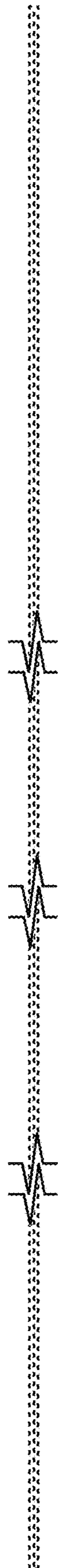


FIG. 6



FIG. 7