



US0D1026157S

(12) **United States Design Patent** (10) **Patent No.:** **US D1,026,157 S**
Landies, III et al. (45) **Date of Patent:** **** May 7, 2024**

(54) **HANDGUARD FOR A FIREARM**
(71) Applicant: **Ohio Ordnance Works, Inc.**, Chardon, OH (US)
(72) Inventors: **Robert W. Landies, III**, Chardon, OH (US); **Brent A. Susnik**, Twinsburg, OH (US); **Alex R. Cooper**, Painesville, OH (US); **Thomas M. Hardman**, Chesterland, OH (US)
(73) Assignee: **OHIO ORDNANCE WORKS, INC.**, Chardon, OH (US)

D888,184 S * 6/2020 Bietsch D22/108
D891,563 S * 7/2020 Hu D22/108
D895,758 S * 9/2020 Storch D22/108
11,674,775 B1 * 6/2023 Serbu F41C 23/16
42/75.02
D993,329 S * 7/2023 Liao D21/573
D999,328 S * 9/2023 Jones, Jr. D22/108
D1,000,574 S * 10/2023 Shen D21/573
D1,004,033 S * 11/2023 Faifer D22/108
D1,004,041 S * 11/2023 DiMuzio D22/108
D1,010,055 S * 1/2024 Ruter D22/108
D1,016,932 S * 3/2024 Chen D21/573

(Continued)

(**) Term: **15 Years**
(21) Appl. No.: **29/809,718**
(22) Filed: **Sep. 29, 2021**

Related U.S. Application Data

(63) Continuation of application No. 29/801,836, filed on Jul. 31, 2021.
(51) **LOC (14) Cl.** **22-01**
(52) **U.S. Cl.**
USPC **D22/108**
(58) **Field of Classification Search**
USPC D22/100, 103, 104, 105, 108, 199;
D21/567, 570, 573, 574, 575
CPC .. F41A 3/66; F41A 11/00; F41C 23/10; F41C
3/00; F41C 7/00
See application file for complete search history.

(56) **References Cited**

U.S. PATENT DOCUMENTS

D710,964 S * 8/2014 Chvala D22/108
8,904,691 B1 * 12/2014 Kincel F41C 23/16
42/71.01
D827,759 S * 9/2018 Jen D22/108
10,295,304 B1 * 5/2019 Kincel F41G 11/003
D865,111 S * 10/2019 Storch D22/108

OTHER PUBLICATIONS

“Introducing the Ohio Ordnance Reapr .338NM Belt-Fed Machine Gun” [online]. Ohio Ordnance. [Published on Jan. 22, 2024]. Retrieved from the Internet: <<https://www.youtube.com/watch?v=HpdR0uKpdp4>>.*

Primary Examiner — Mojtaba Tehrani

(74) *Attorney, Agent, or Firm* — Eversheds Sutherland (US) LLP

(57) **CLAIM**

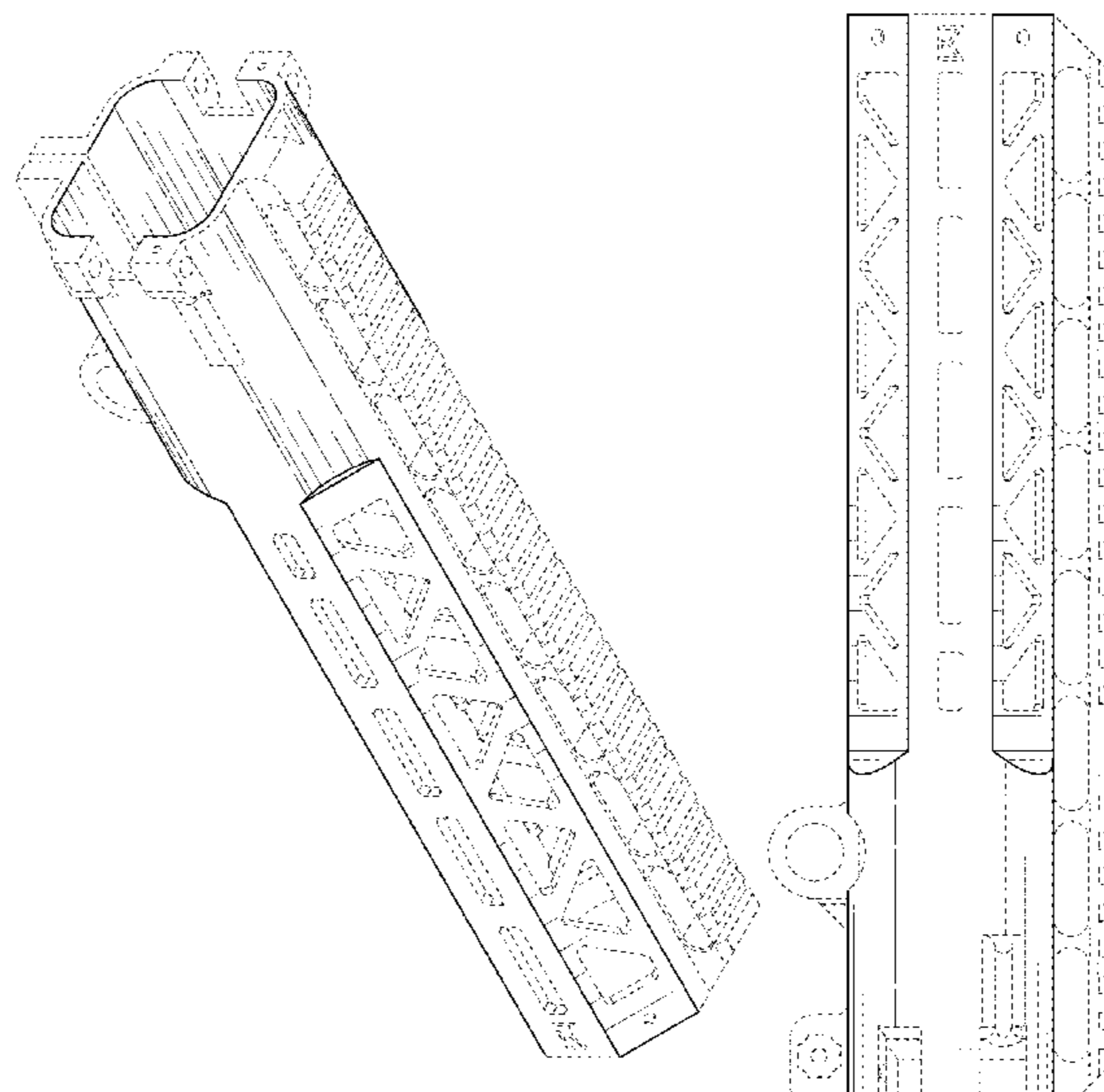
The ornamental design for a handguard for a firearm, as shown and described.

DESCRIPTION

FIG. 1 is a perspective view of a handguard for a firearm according to the disclosure;
FIG. 2 is a front view thereof;
FIG. 3 is a rear view thereof;
FIG. 4 is a top view thereof;
FIG. 5 is a bottom view thereof;
FIG. 6 is a side view thereof; and,
FIG. 7 is a side view thereof.

The broken lines in the drawings disclose unclaimed portions of the handguard for a firearm and form no part of the claimed design.

1 Claim, 7 Drawing Sheets



(56)

References Cited

U.S. PATENT DOCUMENTS

2017/0059273 A1* 3/2017 Geissele F41C 23/16
2019/0162503 A1* 5/2019 Keeney F41C 27/00
2019/0277598 A1* 9/2019 Kincel F41A 5/18
2023/0017012 A1* 1/2023 Serbu F41C 23/16

* cited by examiner

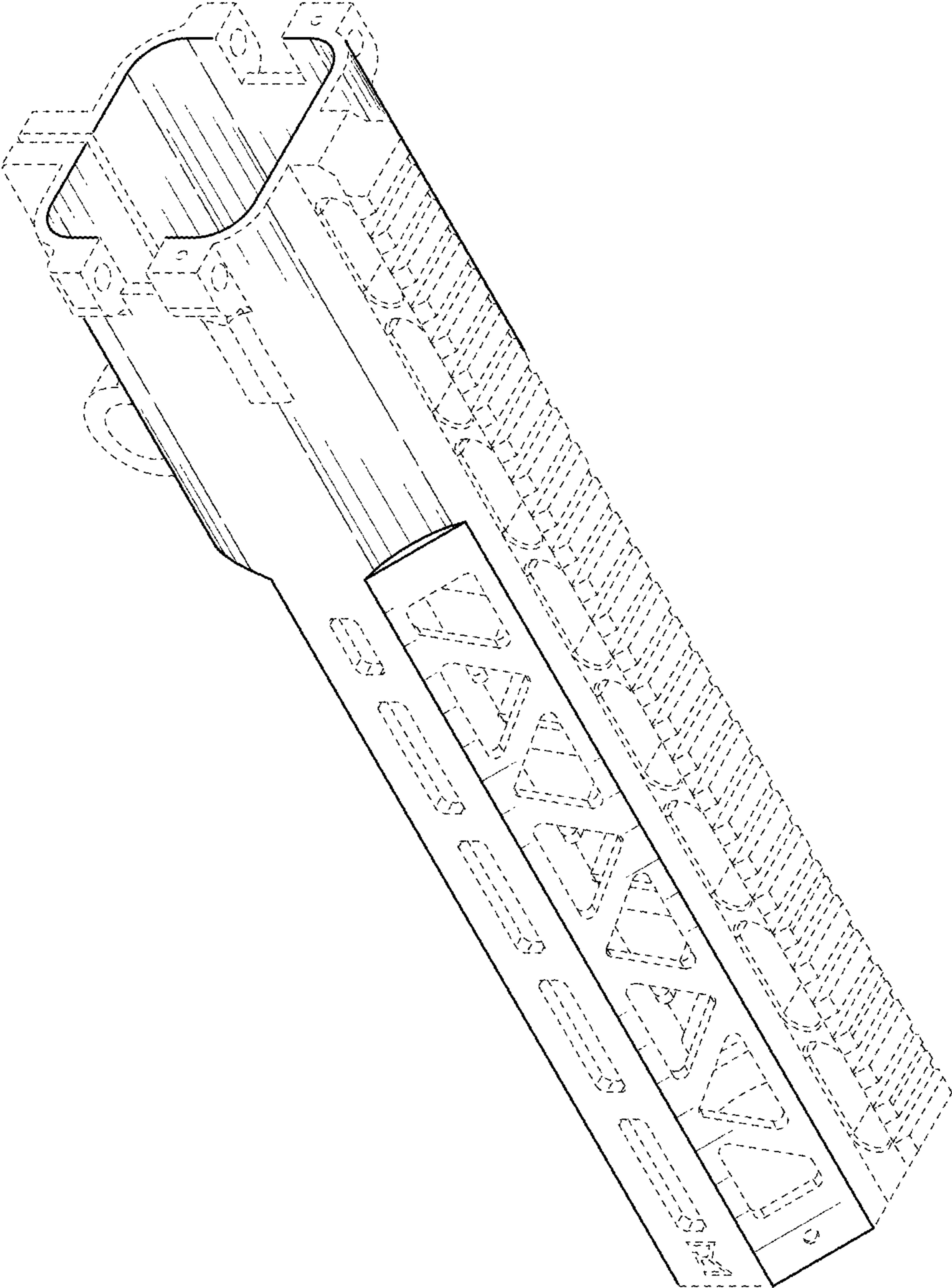


FIG. 1

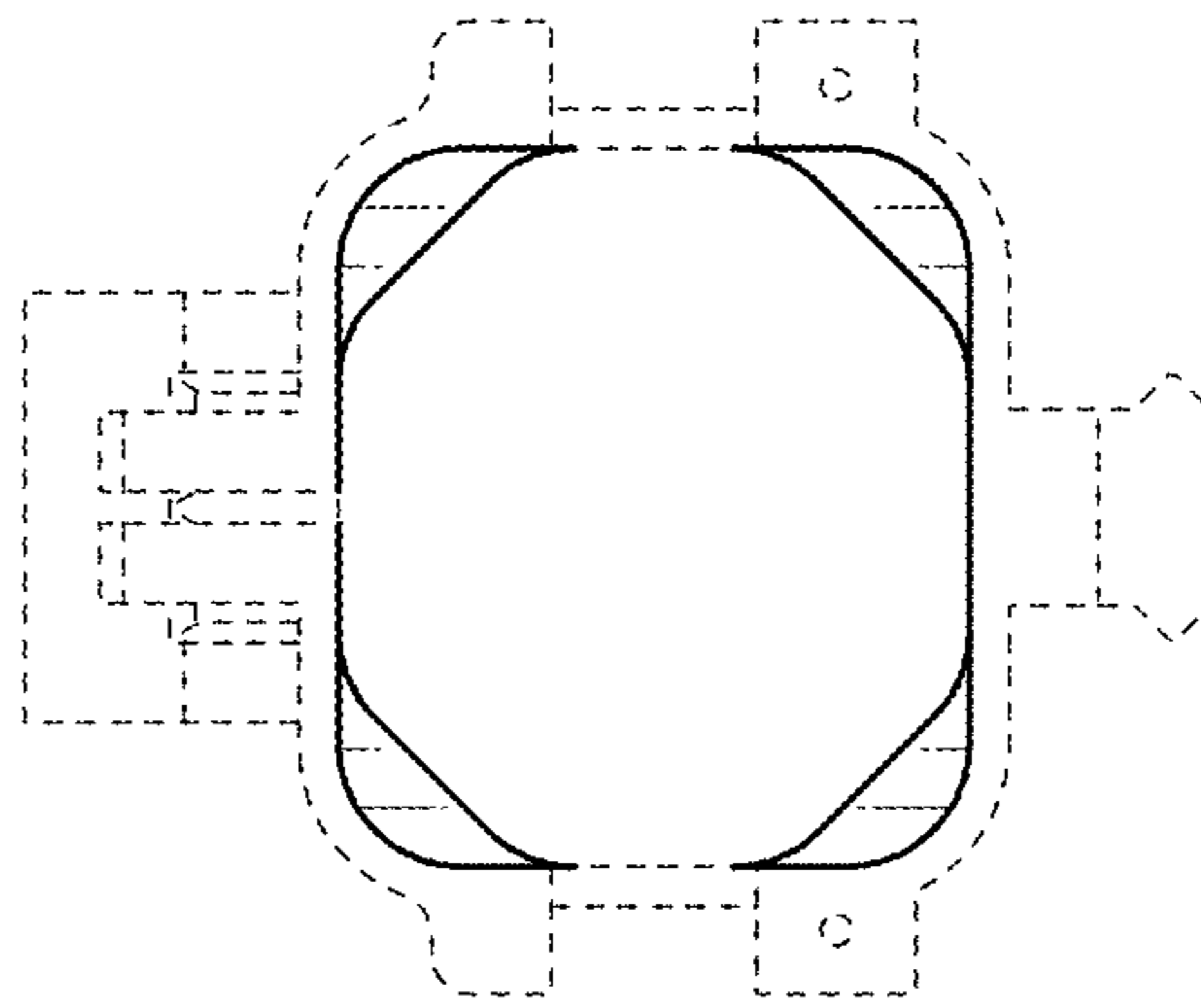


FIG. 2

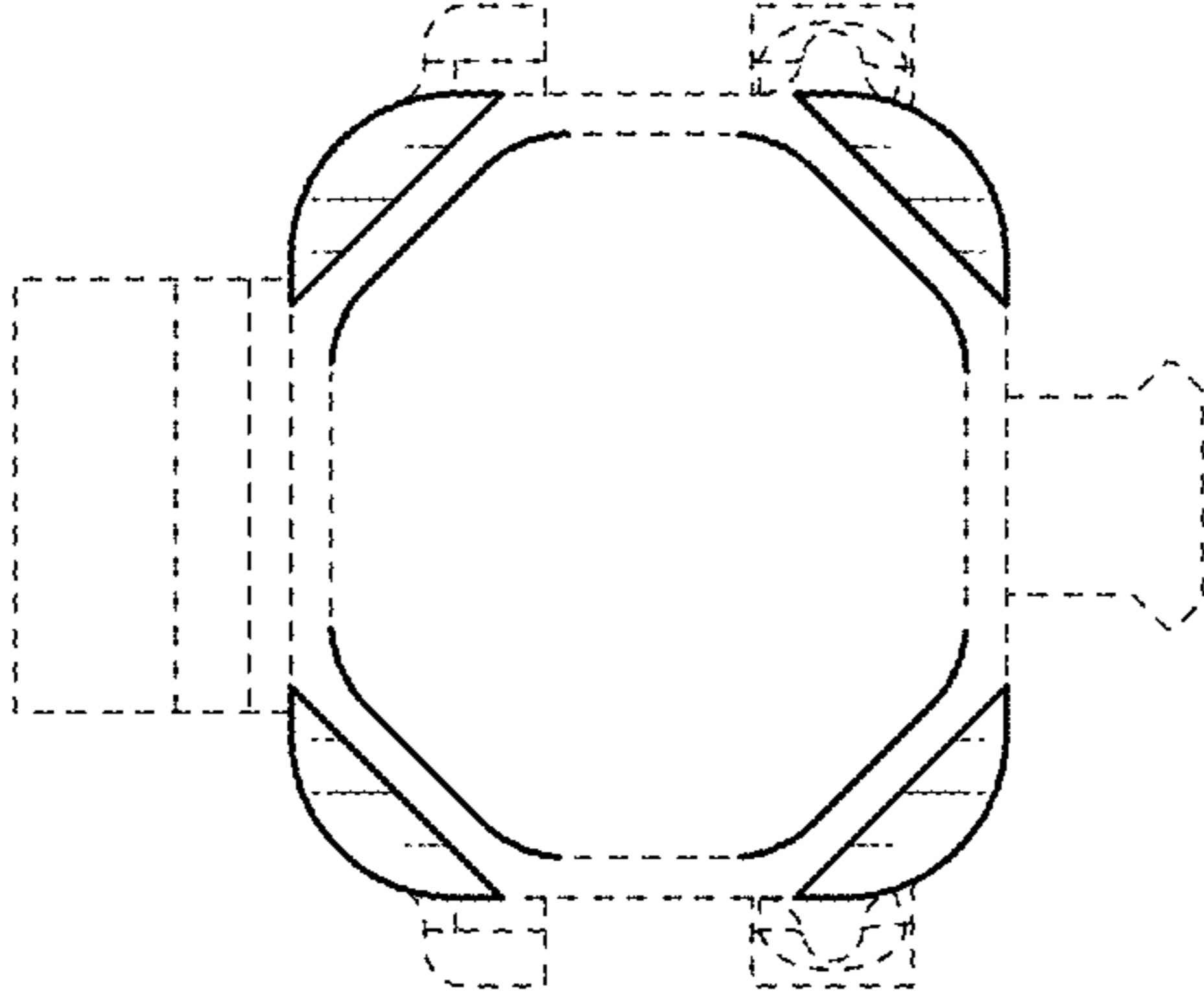


FIG. 3

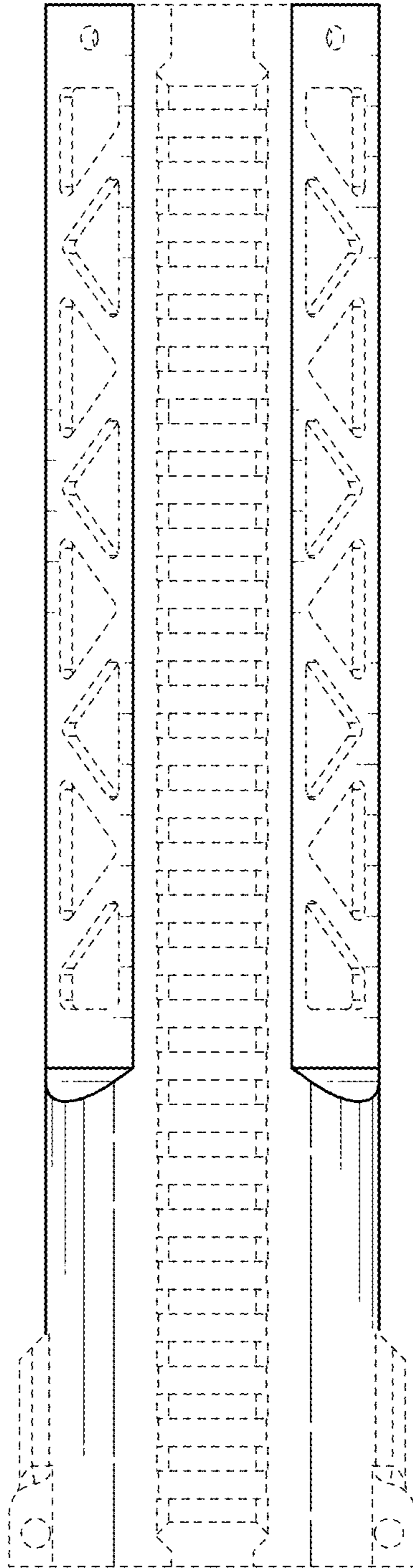


FIG. 4

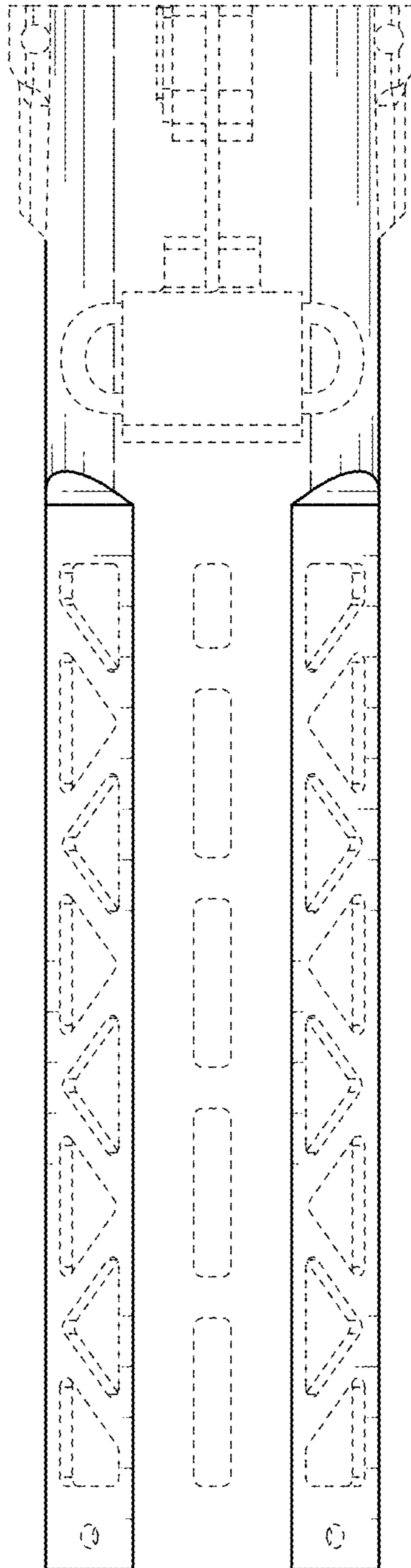


FIG. 5

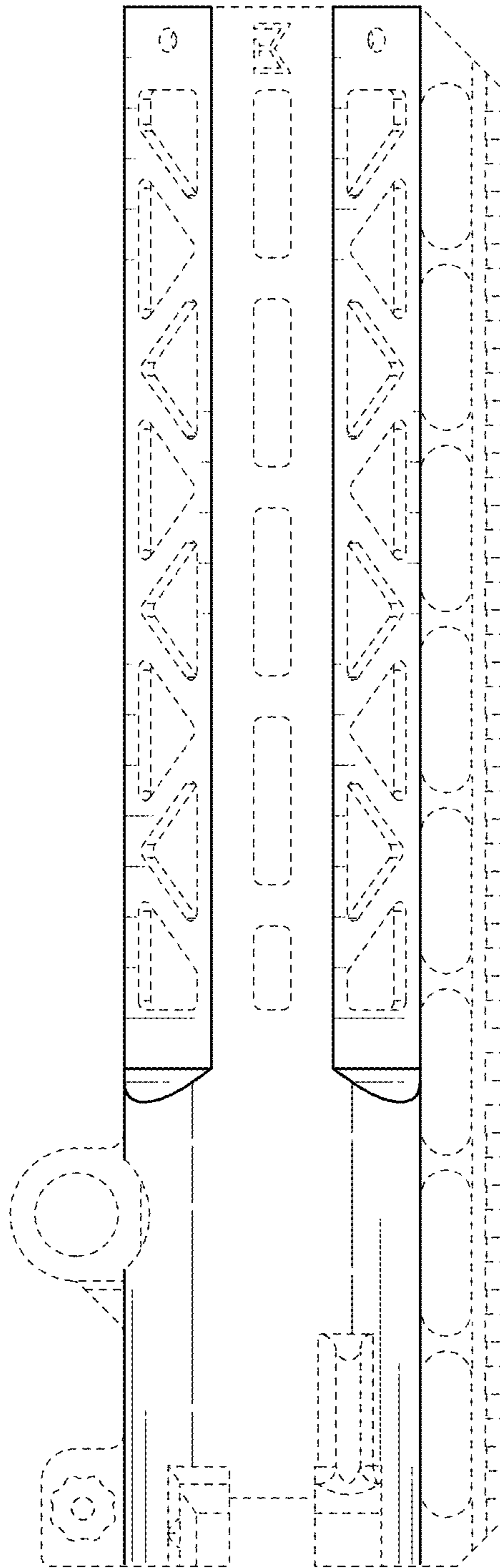


FIG. 6

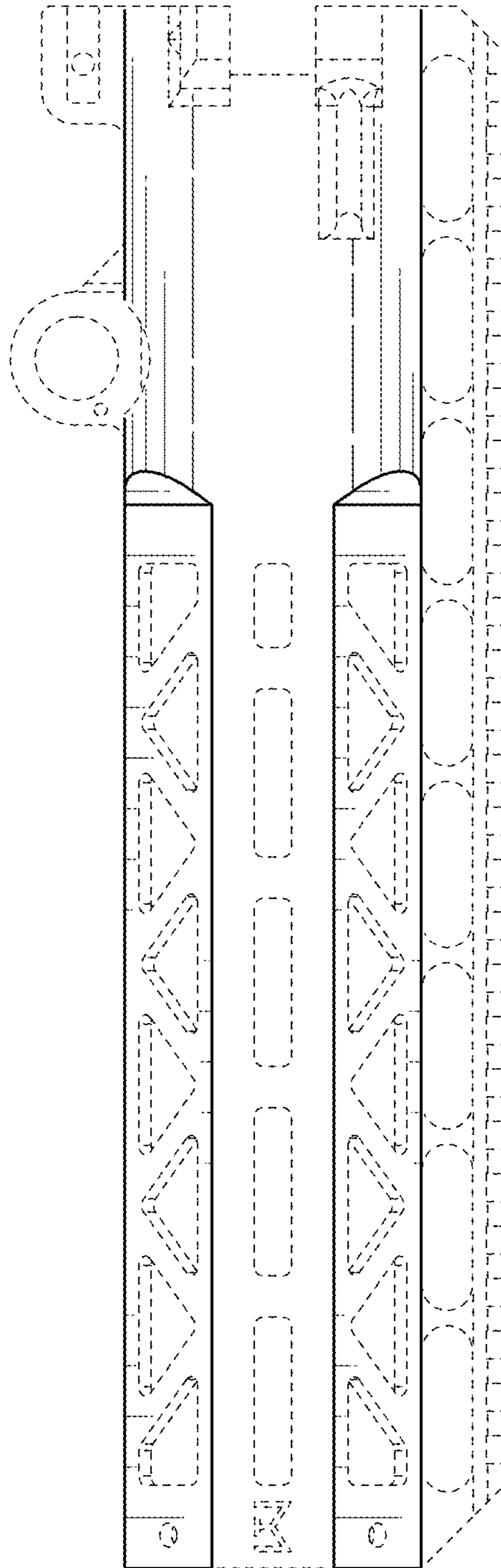


FIG. 7