



US0D1025717S

(12) **United States Design Patent** (10) **Patent No.:** **US D1,025,717 S**  
**Li** (45) **Date of Patent:** **\*\* May 7, 2024**

(54) **SET OF FORK, SPOON AND KNIFE**

(71) Applicant: **Zhenzhi Li**, Shenzhen (CN)

(72) Inventor: **Zhenzhi Li**, Shenzhen (CN)

(\*\*) Term: **15 Years**

(21) Appl. No.: **29/919,245**

(22) Filed: **Dec. 2, 2023**

(51) **LOC (14) Cl.** ..... **07-03**

(52) **U.S. Cl.**  
USPC ..... **D7/645; D7/653**

(58) **Field of Classification Search**  
USPC ..... D7/368, 401.2, 642-645, 649, 650,  
D7/653-664, 669, 675-677, 681, 683,  
D7/688-689, 691; D8/107, 300-301;  
D22/117-118  
CPC ... A01D 9/02; A01D 9/04; A01D 9/06; A47G  
21/00; A47G 21/004; A47G 21/005;  
A47G 21/02; A47G 21/023; A47G 21/04;  
A47G 21/06; A47G 21/08; A47G 21/103;  
A47G 21/181; A47G 19/22; A47J 43/28;  
A47J 43/281; A47J 43/282; A61F 13/10;  
A61F 13/38; A61J 7/0023; B25G 1/00;  
B25G 1/01; B25G 1/02; B25G 3/00;  
B65D 75/56; B65D 75/563; B65D  
75/566; B67B 7/00; B67B 7/724; B67B  
7/73

See application file for complete search history.

(56) **References Cited**

**U.S. PATENT DOCUMENTS**

D138,562 S \* 8/1944 Warren ..... D7/653  
D146,985 S \* 6/1947 Price ..... D7/653  
D474,079 S \* 5/2003 Hanners ..... D7/645

(Continued)

**OTHER PUBLICATIONS**

Radley & Stowe 40-Piece Silverware Set. Date First Available on Amazon.com Aug. 2, 2018. <https://www.amazon.com/dp/B07G4L23CC/ref> (Year: 2018).\*

*Primary Examiner* — Ricky Pham

(74) *Attorney, Agent, or Firm* — Shen Huang


(57) **CLAIM**

The ornamental design for a set of fork, spoon and knife, as shown and described.

**DESCRIPTION**

FIG. 1 is a first perspective view of the first element of a set of fork, spoon and knife showing my new design;  
FIG. 2 is a second perspective view of the first element thereof;  
FIG. 3 is a front view of the first element thereof;  
FIG. 4 is a back view of the first element thereof;  
FIG. 5 is a left side view of the first element thereof;  
FIG. 6 is a right side view of the first element thereof;  
FIG. 7 is a top view of the first element thereof;  
FIG. 8 is a bottom view of the first element thereof;  
FIG. 9 is a first perspective view of the second element of a set of fork, spoon and knife showing my new design;  
FIG. 10 is a second perspective view of the second element thereof;  
FIG. 11 is a front view of the second element thereof;  
FIG. 12 is a back view of the second element thereof;  
FIG. 13 is a left side view of the second element thereof;  
FIG. 14 is a right side view of the second element thereof;  
FIG. 15 is a top view of the second element thereof;  
FIG. 16 is a bottom view of the second element thereof;  
FIG. 17 is a first perspective view of the third element of a set of fork, spoon and knife showing my new design;  
FIG. 18 is a second perspective view of the third element thereof;  
FIG. 19 is a front view of the third element thereof;  
FIG. 20 is a back view of the third element thereof;  
FIG. 21 is a left side view of the third element thereof;  
FIG. 22 is a right side view of the third element thereof;  
FIG. 23 is a top view of the third element thereof; and,  
FIG. 24 is a bottom view of the third element thereof.

**1 Claim, 24 Drawing Sheets**



(56)

**References Cited**

U.S. PATENT DOCUMENTS

D553,915	S	10/2007	Lerner	
D554,952	S *	11/2007	Smith .....	D7/664
D602,312	S	10/2009	Footman et al.	
D608,143	S *	1/2010	Kasper .....	D7/401.2
D647,363	S *	10/2011	Shane-Schuldt .....	D7/653
D671,801	S *	12/2012	He .....	D7/645
D694,071	S *	11/2013	Williams .....	D7/645
D730,701	S *	6/2015	Ng .....	D7/645
D778,120	S *	2/2017	Mou .....	D7/645
D834,379	S *	11/2018	Truog .....	D7/643
D881,658	S	4/2020	Diehl	
2011/0219631	A1 *	9/2011	Hou .....	A47G 19/22 427/404

\* cited by examiner




FIG. 1





FIG. 2



**FIG. 3**




FIG. 4



FIG. 5





FIG. 6





**FIG. 7**



**FIG. 8**




FIG. 9




FIG. 10




FIG. 11




FIG. 12




FIG. 13





FIG. 14





**FIG. 15**




FIG. 16




FIG. 17




FIG. 18




FIG. 19

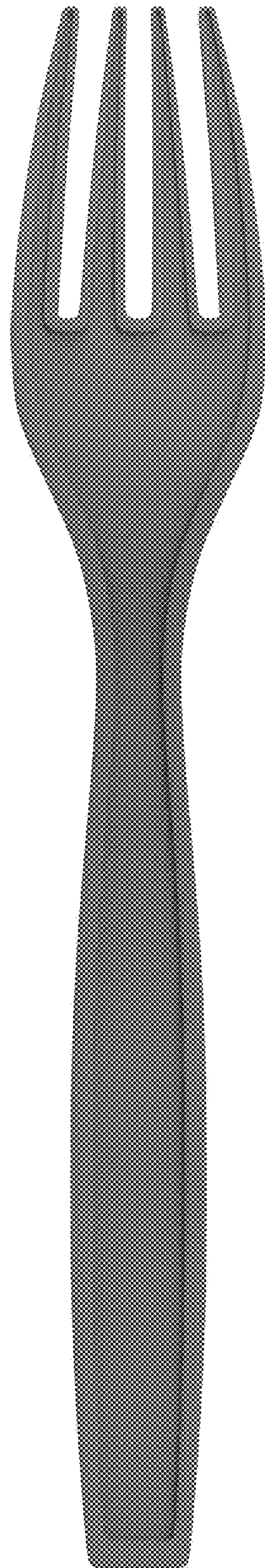


FIG. 20




FIG. 21

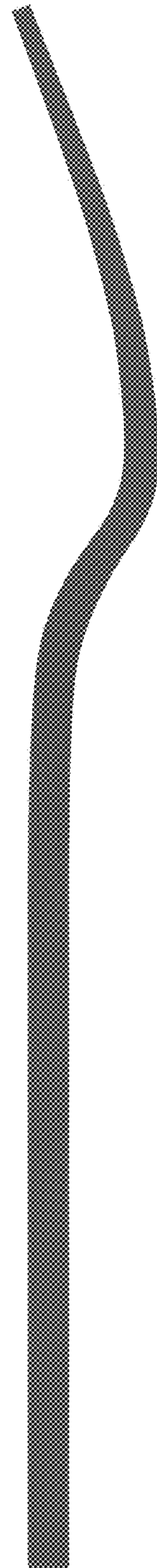


FIG. 22






FIG. 23




FIG. 24