



US0D1025045S

(12) **United States Design Patent** (10) **Patent No.:** **US D1,025,045 S**
Yi (45) **Date of Patent:** **** Apr. 30, 2024**

(54) **CELL PHONE ARMBAND**

(71) Applicant: **Xiaodong Yi**, Guangdong (CN)

(72) Inventor: **Xiaodong Yi**, Guangdong (CN)

(**) Term: **15 Years**

(21) Appl. No.: **29/845,460**

(22) Filed: **Jul. 7, 2022**

(51) **LOC (14) Cl.** **03-01**

(52) **U.S. Cl.**
USPC **D3/218**

(58) **Field of Classification Search**
USPC ... D14/251–253, 224, 224.1, 447, 452, 440;
D12/114, 415, 426.1, 223; D3/218, 226;
D13/108
CPC . B60R 11/00; B60R 11/0241; B60R 11/0252;
B60R 2011/0003; B60R 2011/0005;
B60R 2011/0008; H04M 1/04; A45C
2011/002; A45C 2011/003; A45F
2200/0516; A45F 2200/0525
See application file for complete search history.

(56) **References Cited**

U.S. PATENT DOCUMENTS

D391,075 S *	2/1998	Jackson	D3/215
D409,172 S *	5/1999	Castle	D14/458
D576,791 S *	9/2008	Wagner, II	D3/226
D576,792 S *	9/2008	Wagner, II	D3/226
D607,198 S *	1/2010	Andre	D3/218
D620,706 S *	8/2010	Wagner, II	D3/226
D622,058 S *	8/2010	Wagner, II	D3/226
D623,404 S *	9/2010	Andre	D3/218
D651,793 S *	1/2012	Willows	D3/226

(Continued)

FOREIGN PATENT DOCUMENTS

KR 301152938.0000 * 3/2022

OTHER PUBLICATIONS

Tribe Water Resistant Cell Phone Armband . . . [online]. Date first available Nov. 28, 2018. [Retrieved from the Internet Nov. 21, 2023.] <URL: <https://www.amazon.com/Tribe-Armband-Holder-Running-Similar/dp/B07NK88HP2> >.*

(Continued)

Primary Examiner — Rebekah A Caruso

(74) *Attorney, Agent, or Firm* — Chen-Yang Chen; Law Office of Michael Chen

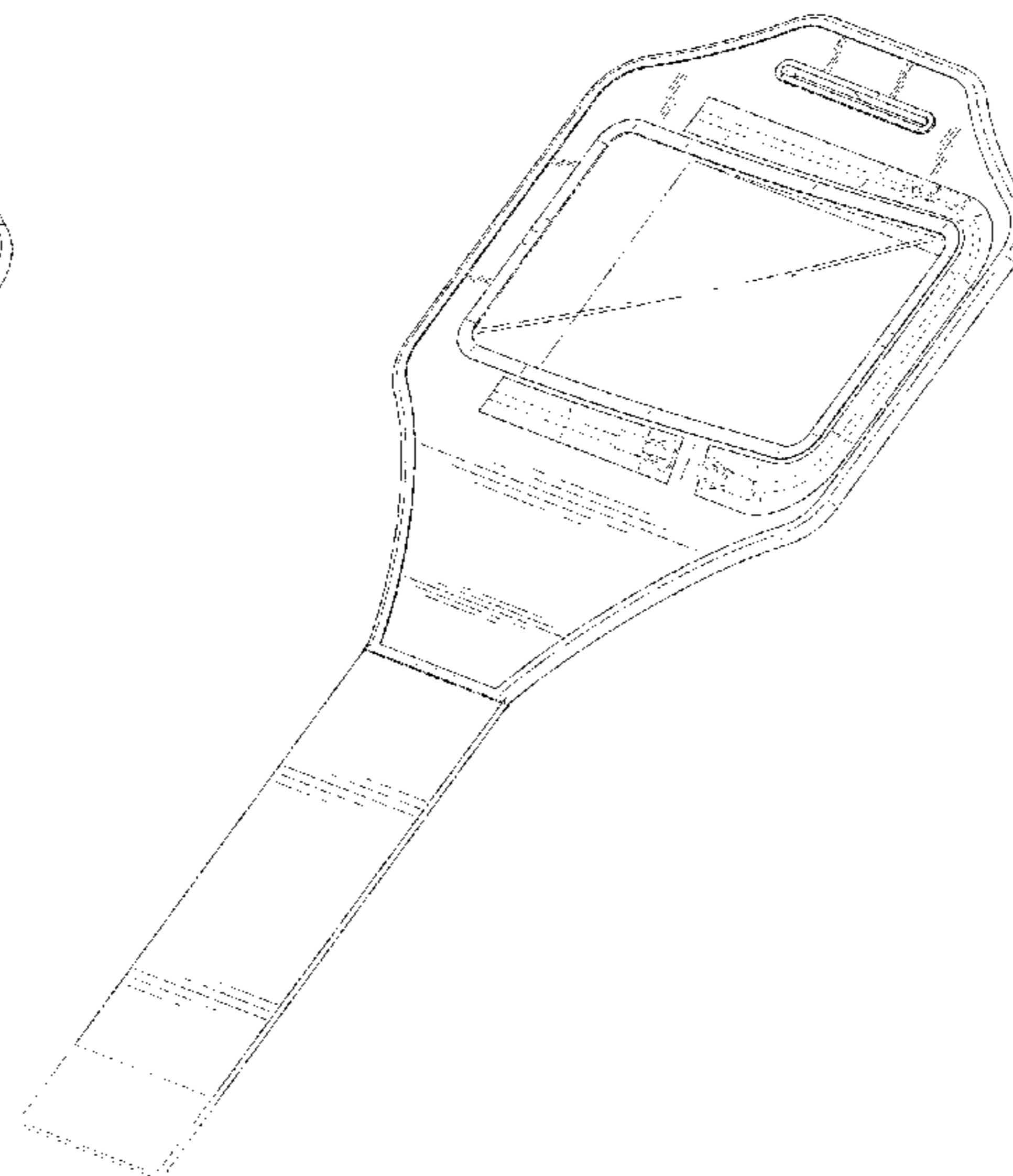
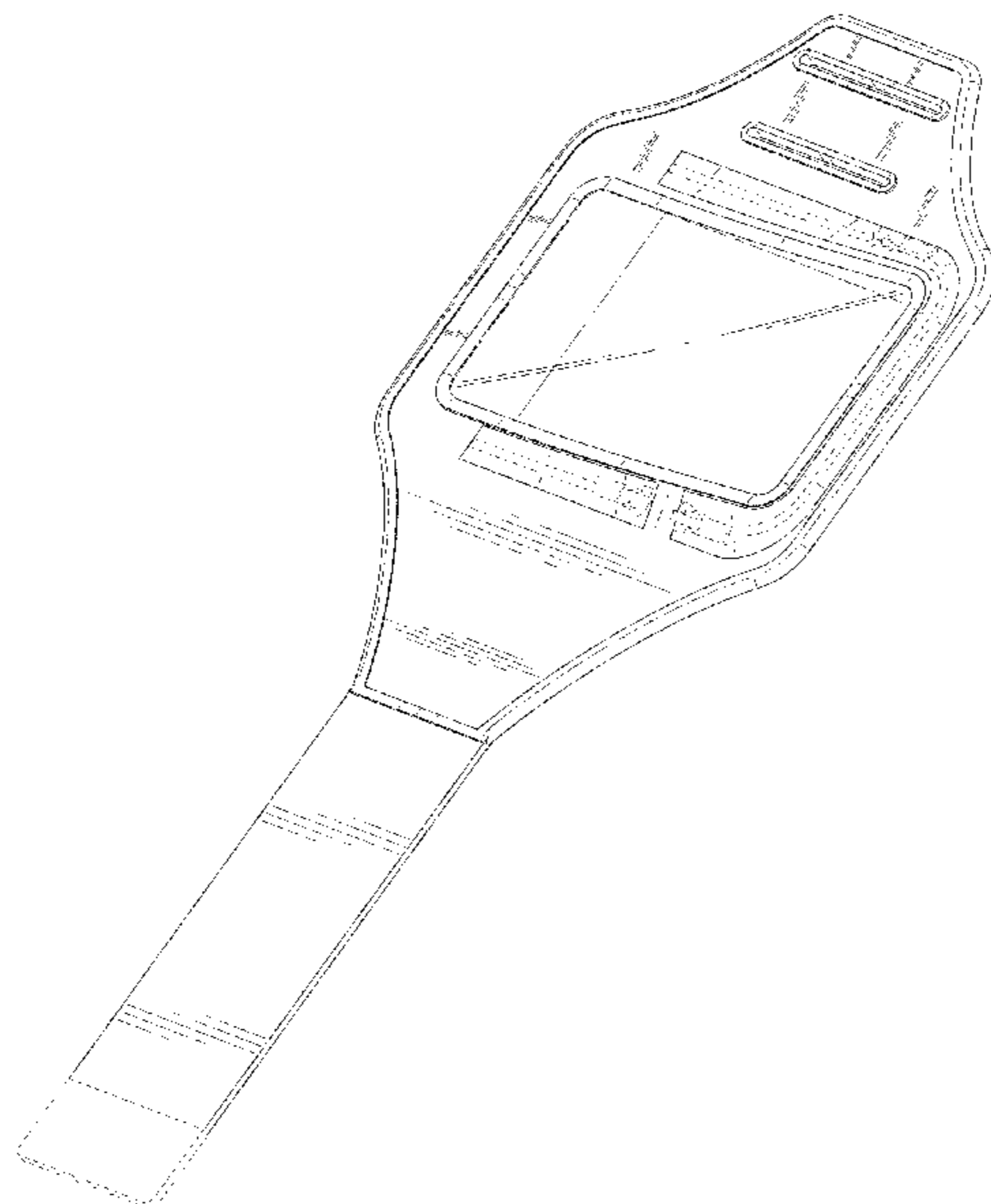
(57) **CLAIM**

The ornamental design for a cell phone armband, as shown and described.

DESCRIPTION

FIG. 1 is a perspective view of a first embodiment of the cell phone armband showing my new design; FIG. 2 is a perspective view thereof from another angle; FIG. 3 is a front elevational view thereof; FIG. 4 is a rear elevational view thereof; FIG. 5 is a left side elevational view thereof; FIG. 6 is a right side elevational view thereof; FIG. 7 is a top plan view thereof; FIG. 8 is a bottom plan view thereof; and FIG. 9 is a perspective view of a second embodiment of the cell phone armband showing my new design; FIG. 10 is a perspective view of FIG. 9 from another angle; FIG. 11 is a front elevational view of FIG. 9; FIG. 12 is a rear elevational view of FIG. 9; FIG. 13 is a left side elevational view of FIG. 9; FIG. 14 is a right side elevational view of FIG. 9; FIG. 15 is a top plan view of FIG. 9; and, FIG. 16 is a bottom plan view of FIG. 9. The broken lines shown in the drawings represent portions of the cell phone armband that form no part of the claimed design.

1 Claim, 16 Drawing Sheets



(56)

References Cited

U.S. PATENT DOCUMENTS

8,474,669 B2 * 7/2013 Rohrbach A45C 11/00
224/267
D752,857 S * 4/2016 Morgan D3/218
D753,386 S * 4/2016 Pan D3/218
D759,958 S * 6/2016 Requa D3/218
D806,381 S * 1/2018 Yu D3/218
D808,379 S * 1/2018 Simmons D14/242
D827,261 S * 9/2018 Powell D2/625
D831,335 S * 10/2018 Crease D3/218
D843,376 S * 3/2019 Grote D14/440
D848,731 S * 5/2019 Ge D3/226
D852,793 S * 7/2019 Zhou D3/218
D860,640 S * 9/2019 Xu D3/218
D949,554 S * 4/2022 Pan D3/218
D952,331 S * 5/2022 Long D3/218
2017/0086569 A1 * 3/2017 Grote F21V 33/0004

OTHER PUBLICATIONS

Scosche SoundKase Ultra-Light Sport Armband . . . [online]. Date first available Mar. 2, 2012. [Retrieved from the Internet Nov. 21, 2023.] <URL: <https://www.amazon.com/SCOSCHE-SoundKase-Ultra-Light-Universal-Smartphones/dp/B007HAOK3O> >.*
Bumove Moto G8 Power/G8 Plus/G8 Play Armband . . . [online]. Date first available Sep. 3, 2018. [Retrieved from the Internet Nov. 21, 2023.] <URL: <https://www.amazon.com/Armband-BUMOVE-Running-Workouts-Motorola/dp/B07VQHKSHF> >.*
I2 Gear Cell Phone Armband Case . . . [online]. Date first available Sep. 23, 2019. [Retrieved from the Internet Nov. 21, 2023.] <URL: <https://www.amazon.com/i2-Gear-Cell-Phone-Armband/dp/B07XZN3X16> >.*

* cited by examiner

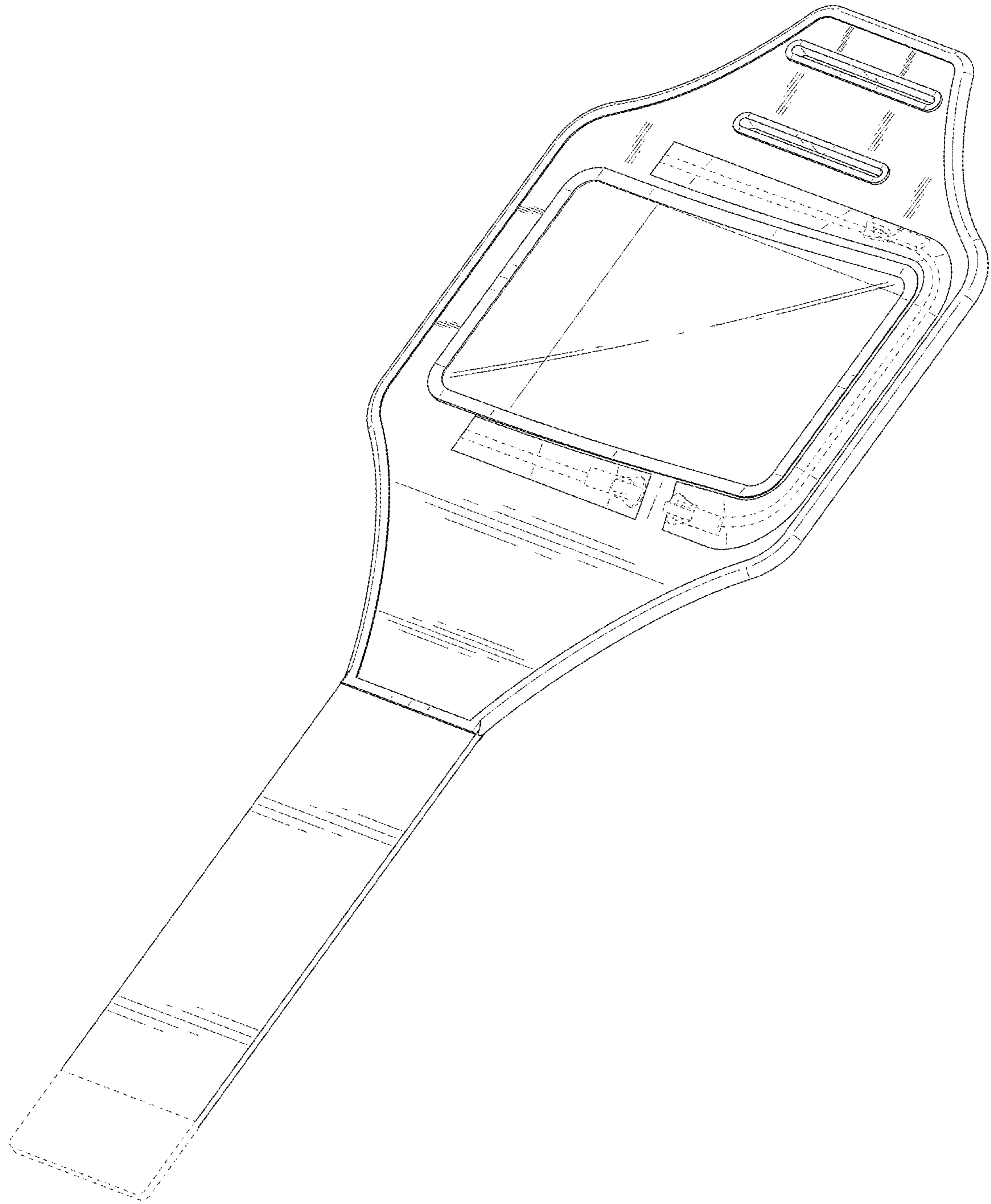


FIG. 1

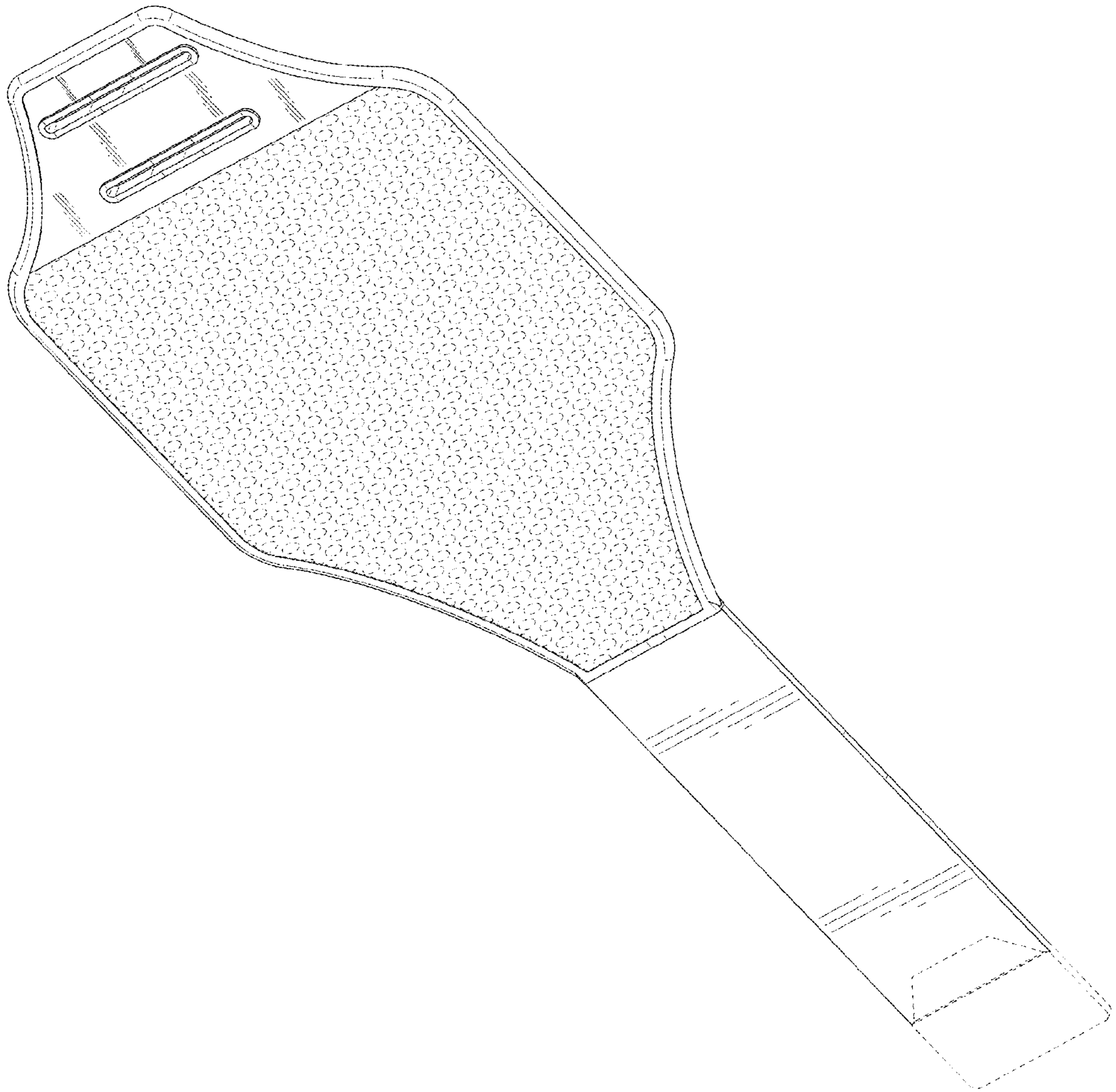


FIG. 2

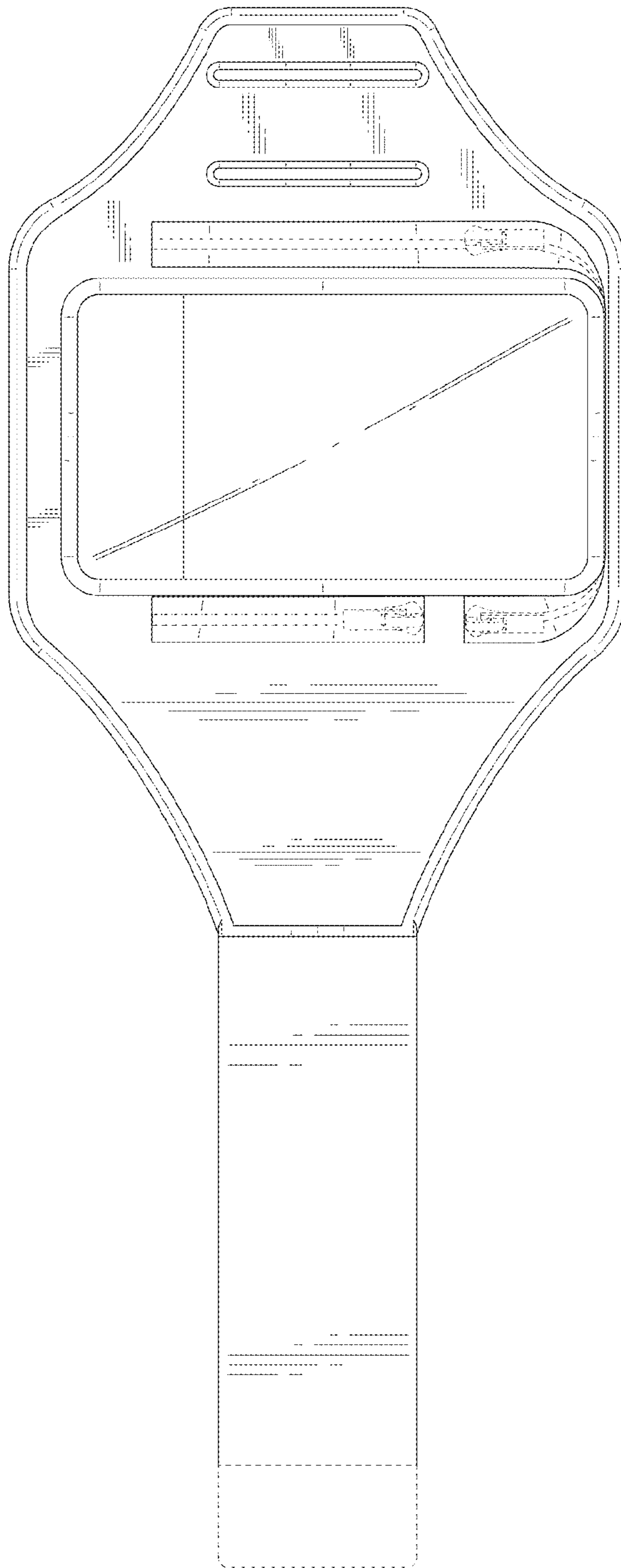


FIG. 3

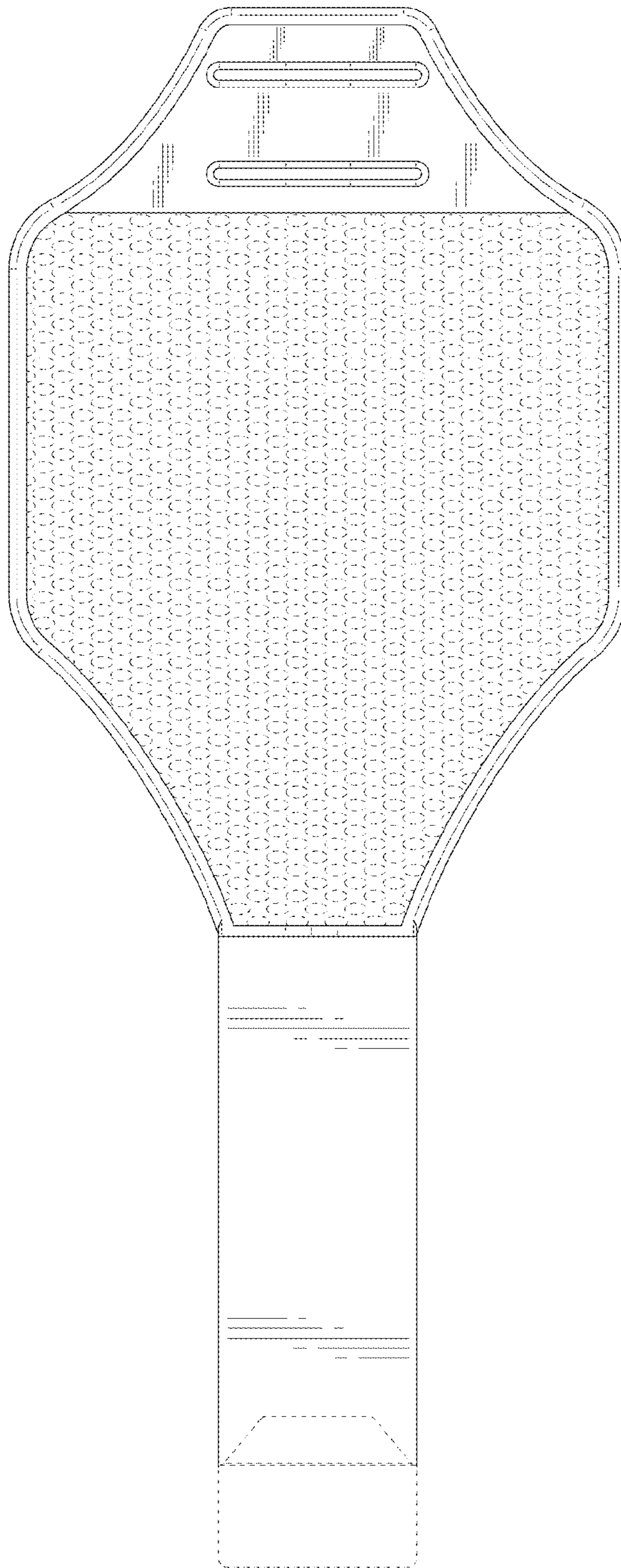


FIG. 4

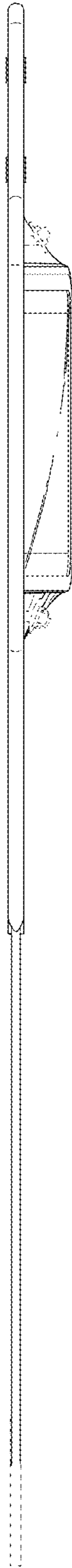


FIG. 5




FIG. 6




FIG. 7




FIG. 8

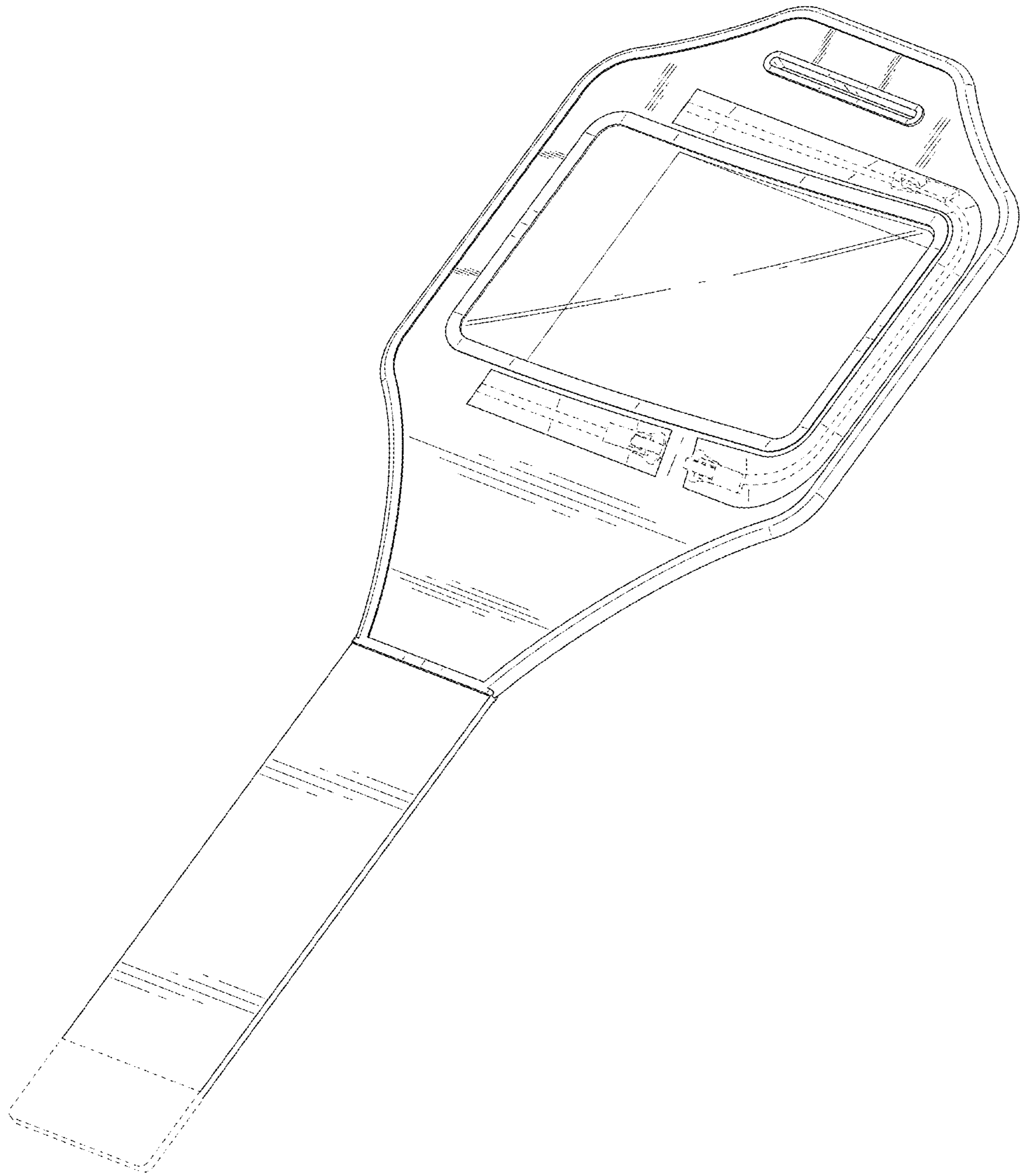


FIG. 9

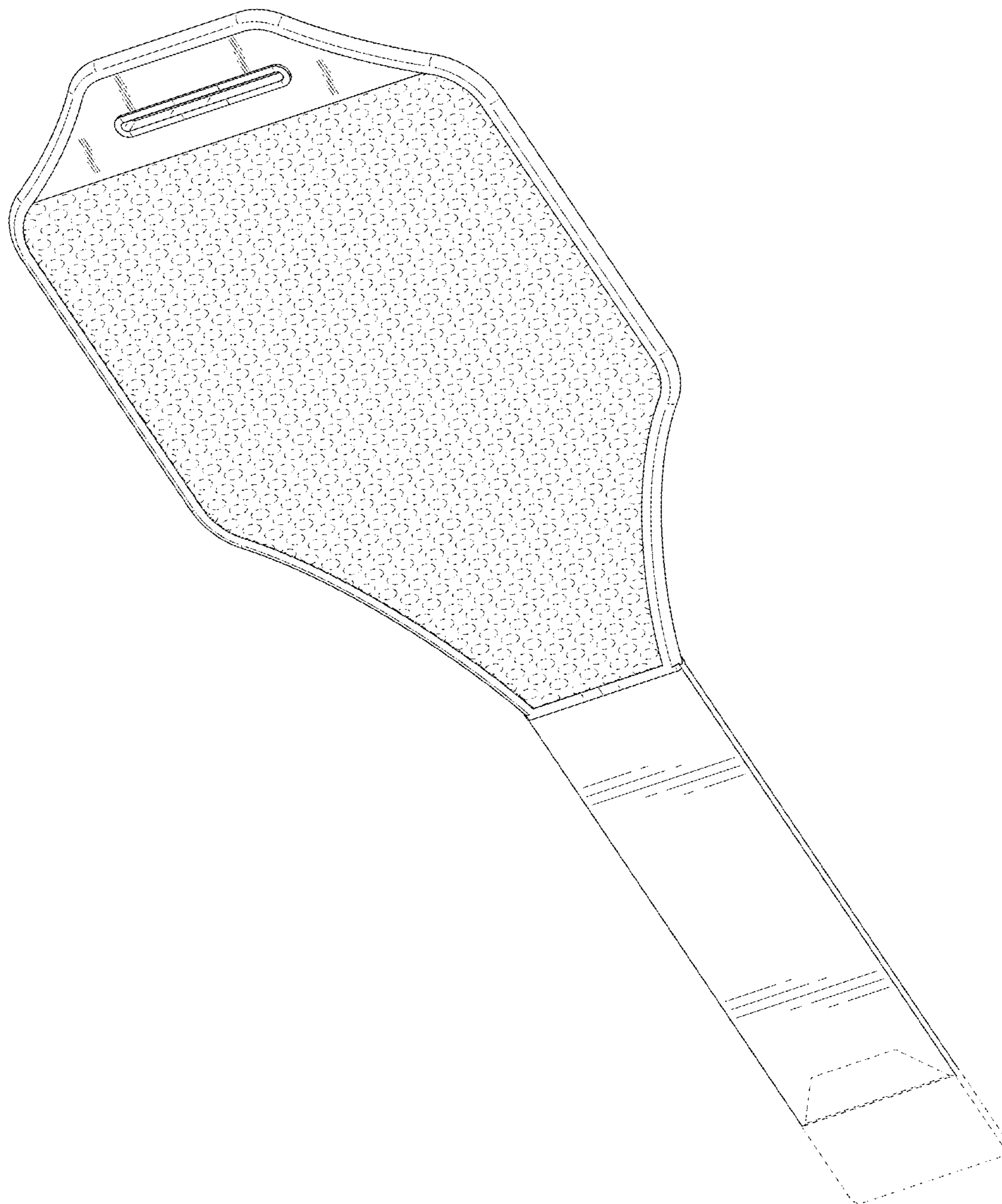


FIG. 10

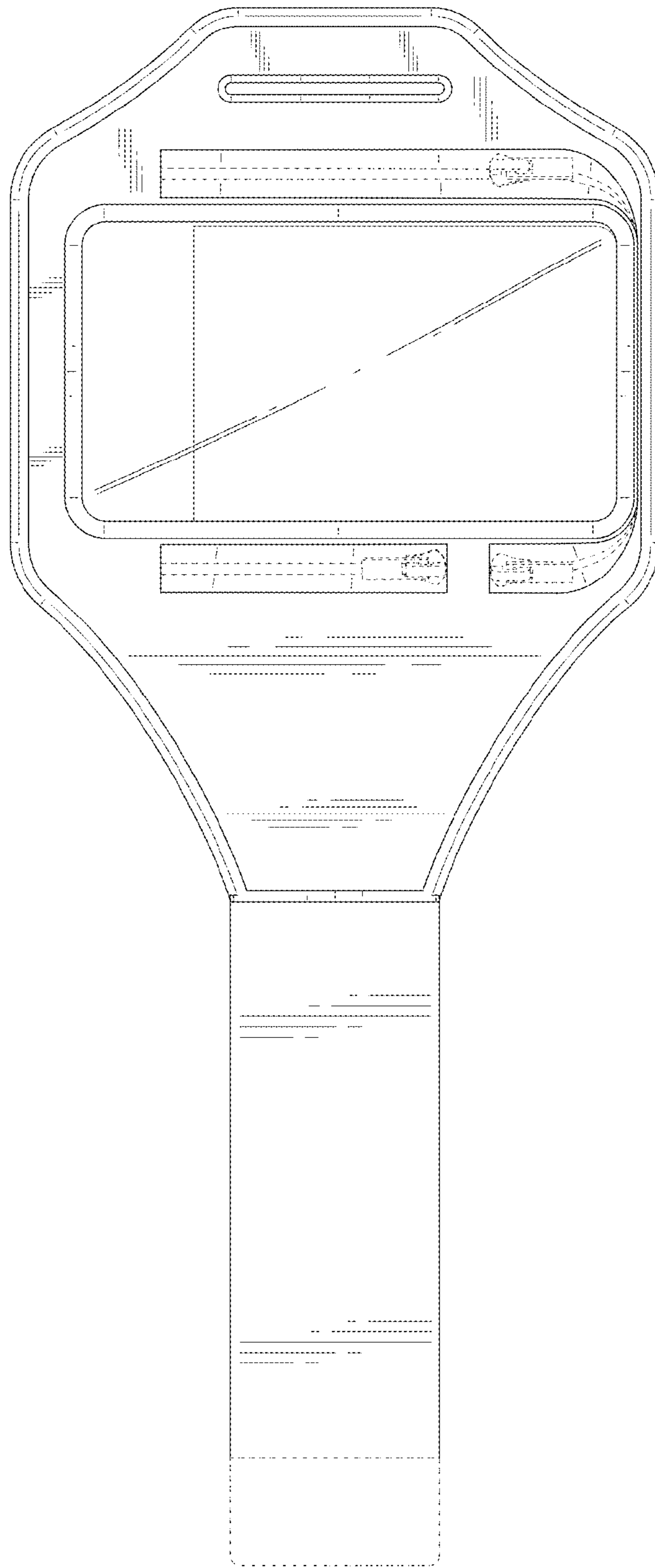


FIG. 11

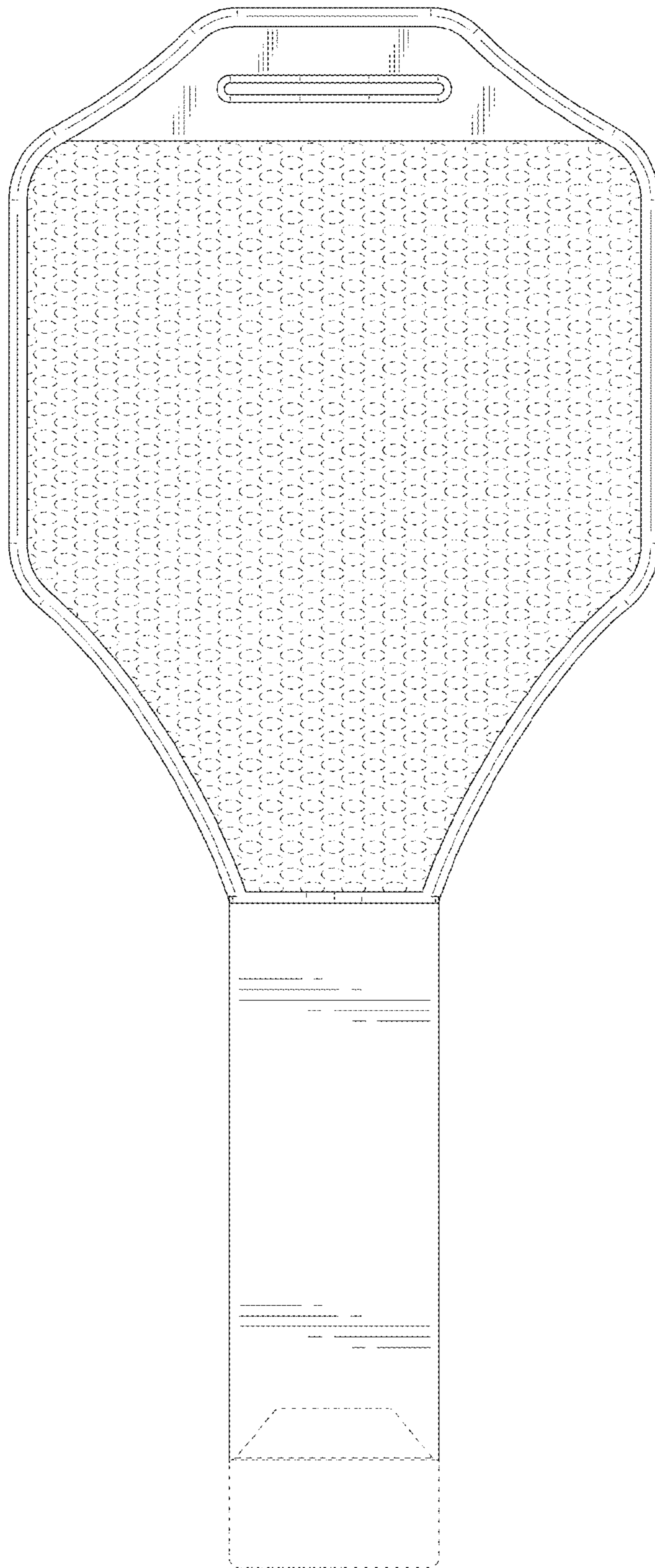


FIG. 12




FIG. 13




FIG. 14

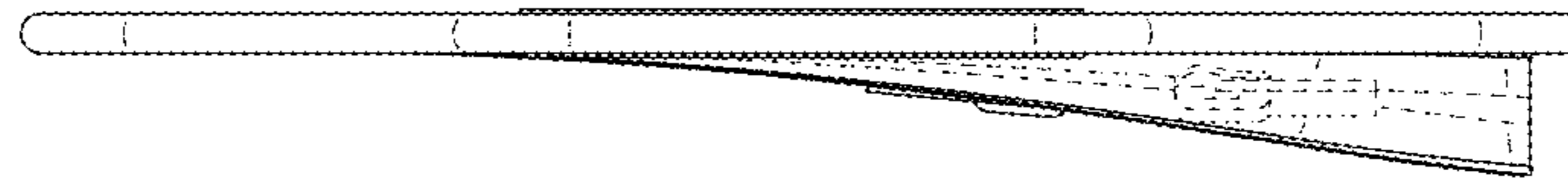


FIG. 15




FIG. 16