



US0D1025015S

(12) **United States Design Patent**
Muramoto

(10) **Patent No.:** **US D1,025,015 S**

(45) **Date of Patent:** **** Apr. 30, 2024**

(54) **IN-CAR SPEAKER**

(71) Applicant: **ALPS ALPINE CO., LTD.**, Tokyo (JP)

(72) Inventor: **Masatada Muramoto**, Tokyo (JP)

(73) Assignee: **Alps Alpine Co., Ltd.**, Tokyo (JP)

(**) Term: **15 Years**

(21) Appl. No.: **29/832,905**

(22) Filed: **Mar. 30, 2022**

(30) **Foreign Application Priority Data**

Oct. 18, 2021 (JP) D2021-22586

(51) **LOC (14) Cl.** **14-01**

(52) **U.S. Cl.**

USPC **D14/214**

(58) **Field of Classification Search**

USPC D14/125, 140, 149, 155, 160, 167, 168,
D14/171, 172, 184, 188, 194, 195, 204,
D14/203.1, 203.2, 203.3, 203.7, 205,
D14/209.1, 210, 211, 213, 214, 215, 216,
D14/218, 219, 221, 222, 224, 225, 226,
D14/240, 242, 356, 358, 363, 343;
D13/108, 158, 168; D23/364, 351, 359,
D23/360

CPC H04R 9/06; H04R 2499/13; H04R 5/02;
H04R 29/001; H04R 29/002; H04R 1/02;
H04R 1/026; H04R 1/2834; H04R
1/2888; H04R 1/025; H04R 1/403; H04R
1/023; H04R 1/323; H04R 1/288; H04R
1/2819; H04R 1/24; H04R 1/345; H04R
2400/00; H04R 2400/11; H04R 2420/07;
H04R 3/12

See application file for complete search history.

(56) **References Cited**

U.S. PATENT DOCUMENTS

D394,064 S 5/1998 Freadman
D501,197 S 1/2005 Tanoni

D526,643 S * 8/2006 Ishizaki D14/214
D542,272 S 5/2007 Shiono
D569,845 S * 5/2008 Ragde, Jr. D14/217
D584,287 S * 1/2009 Pauschitz D14/214
D727,870 S * 4/2015 Muramoto D14/188
D851,053 S * 6/2019 Odryna D14/125
D869,411 S * 12/2019 Wang D14/125
D875,074 S * 2/2020 Miyake D14/214
D883,242 S * 5/2020 Wu D14/125
D906,285 S * 12/2020 Miyake D14/214
D953,305 S * 5/2022 Zhang D14/188

(Continued)

FOREIGN PATENT DOCUMENTS

JP 1629445 S 4/2019

Primary Examiner — Khawaja Anwar

Assistant Examiner — Megan Tiana Rakos

(74) *Attorney, Agent, or Firm* — Hodgson Russ LLP

(57) **CLAIM**

The ornamental design for an in-car speaker, as shown and described.

DESCRIPTION

FIG. 1 is a perspective view from the front of an in-car speaker showing my new design;

FIG. 2 is a perspective view from the rear of the in-car speaker of FIG. 1;

FIG. 3 is a front view of the in-car speaker of FIG. 1;

FIG. 4 is a rear view of the in-car speaker of FIG. 1;

FIG. 5 is a top view of the in-car speaker of FIG. 1;

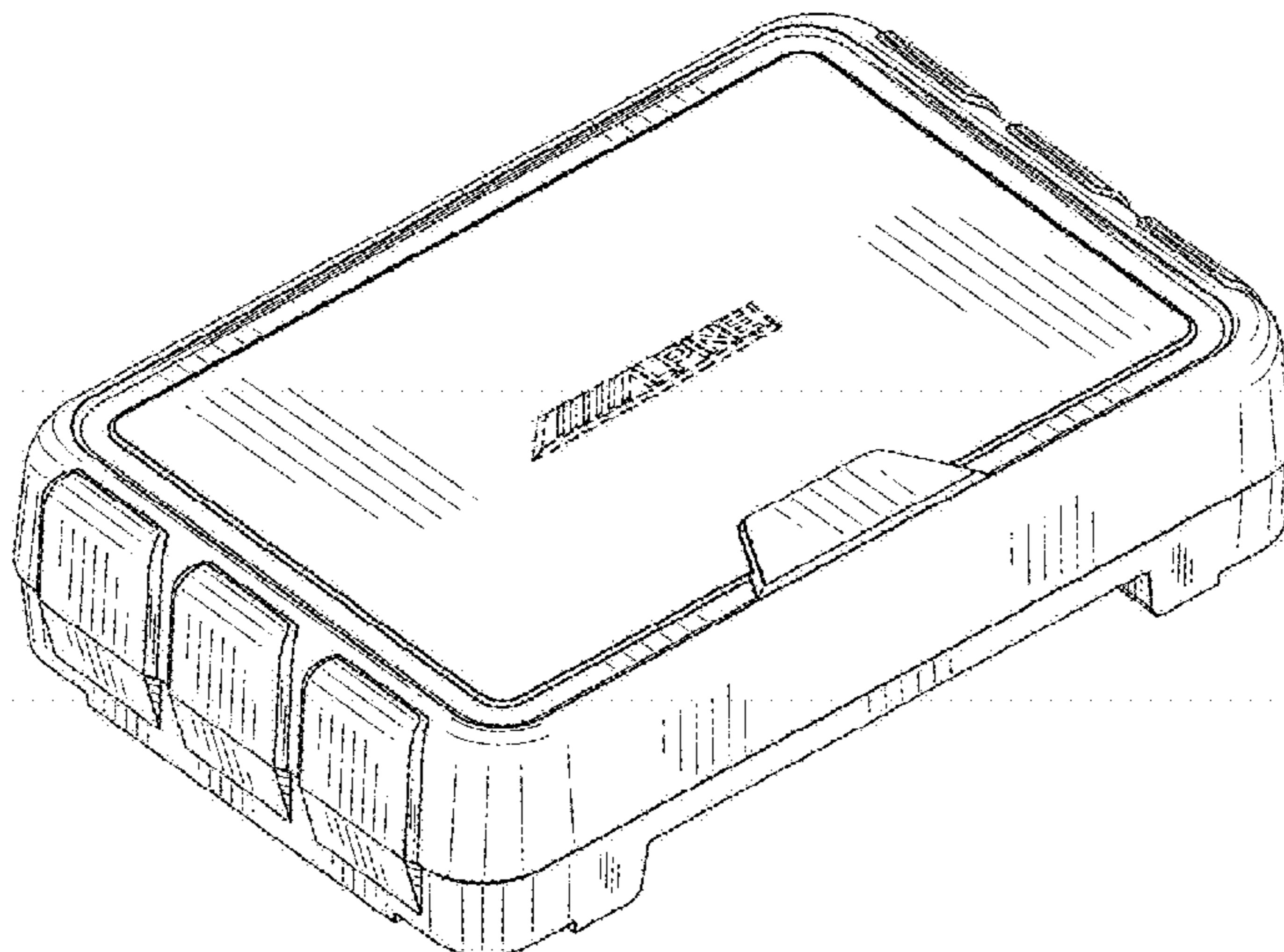
FIG. 6 is a bottom view of the in-car speaker of FIG. 1;

FIG. 7 is a right side view of the in-car speaker of FIG. 1; and,

FIG. 8 is a left side view of the in-car speaker of FIG. 1.

The broken lines in the figures illustrate portions of the in-car speaker that form no part of the claimed design.

1 Claim, 8 Drawing Sheets



(56)

References Cited

U.S. PATENT DOCUMENTS

D953,306	S	*	5/2022	Zhang	D14/188
D967,229	S	*	10/2022	Yamamoto	D16/208
D973,623	S	*	12/2022	He	D14/188
D974,322	S	*	1/2023	Kim	D14/188
D985,489	S	*	5/2023	Chen	D13/103
D989,007	S	*	6/2023	Gong	D13/168

* cited by examiner

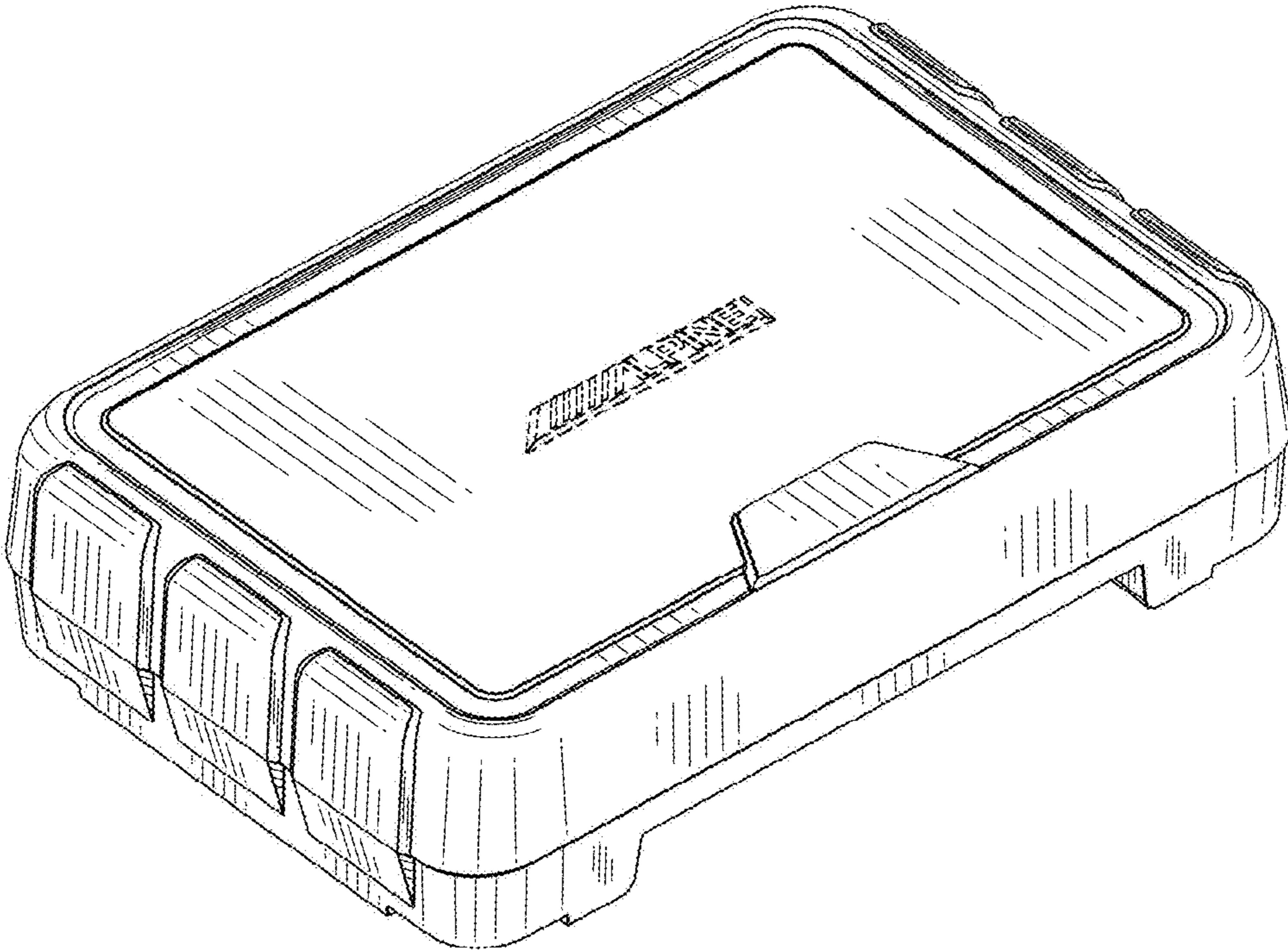


FIG. 1

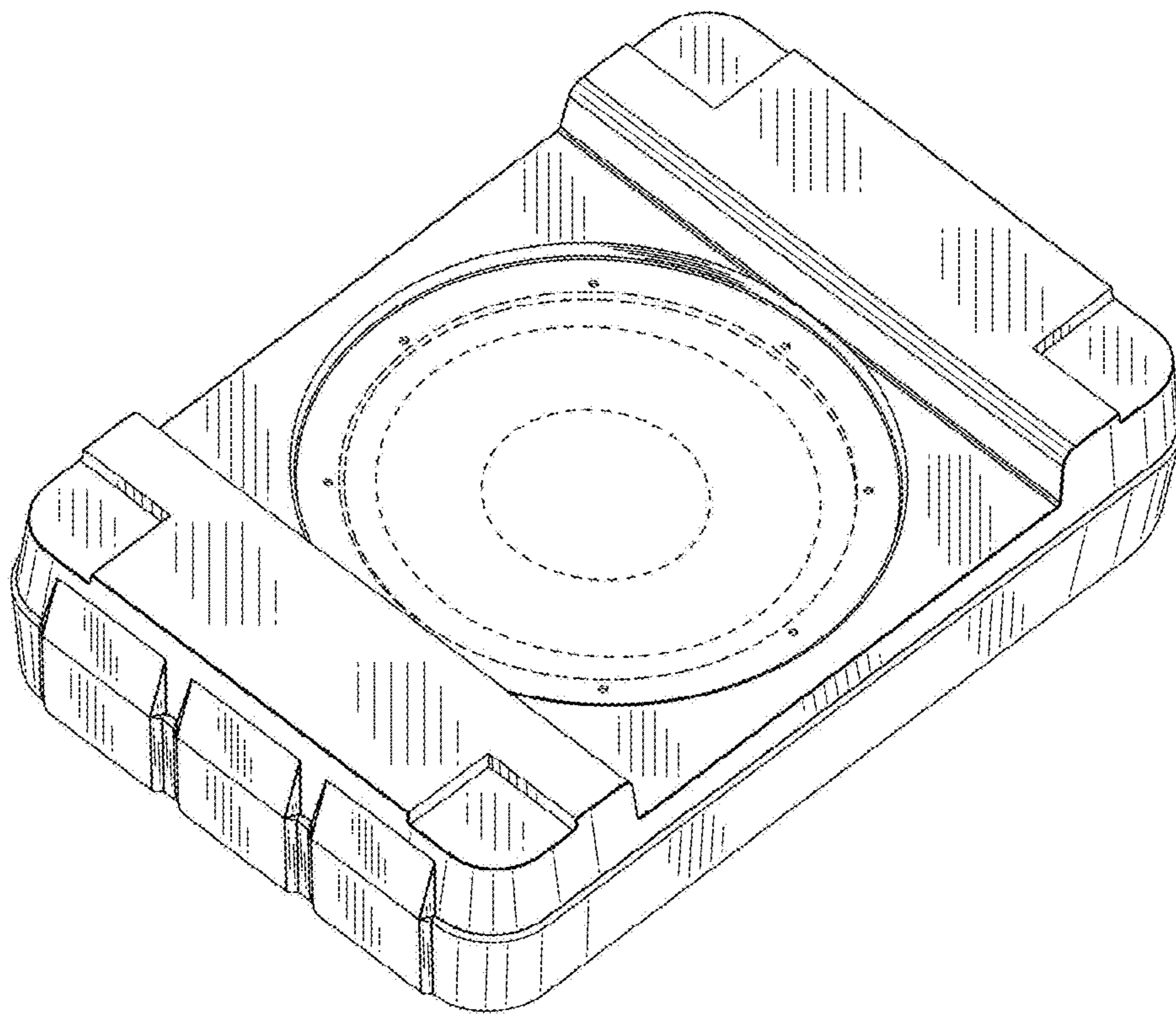


FIG. 2

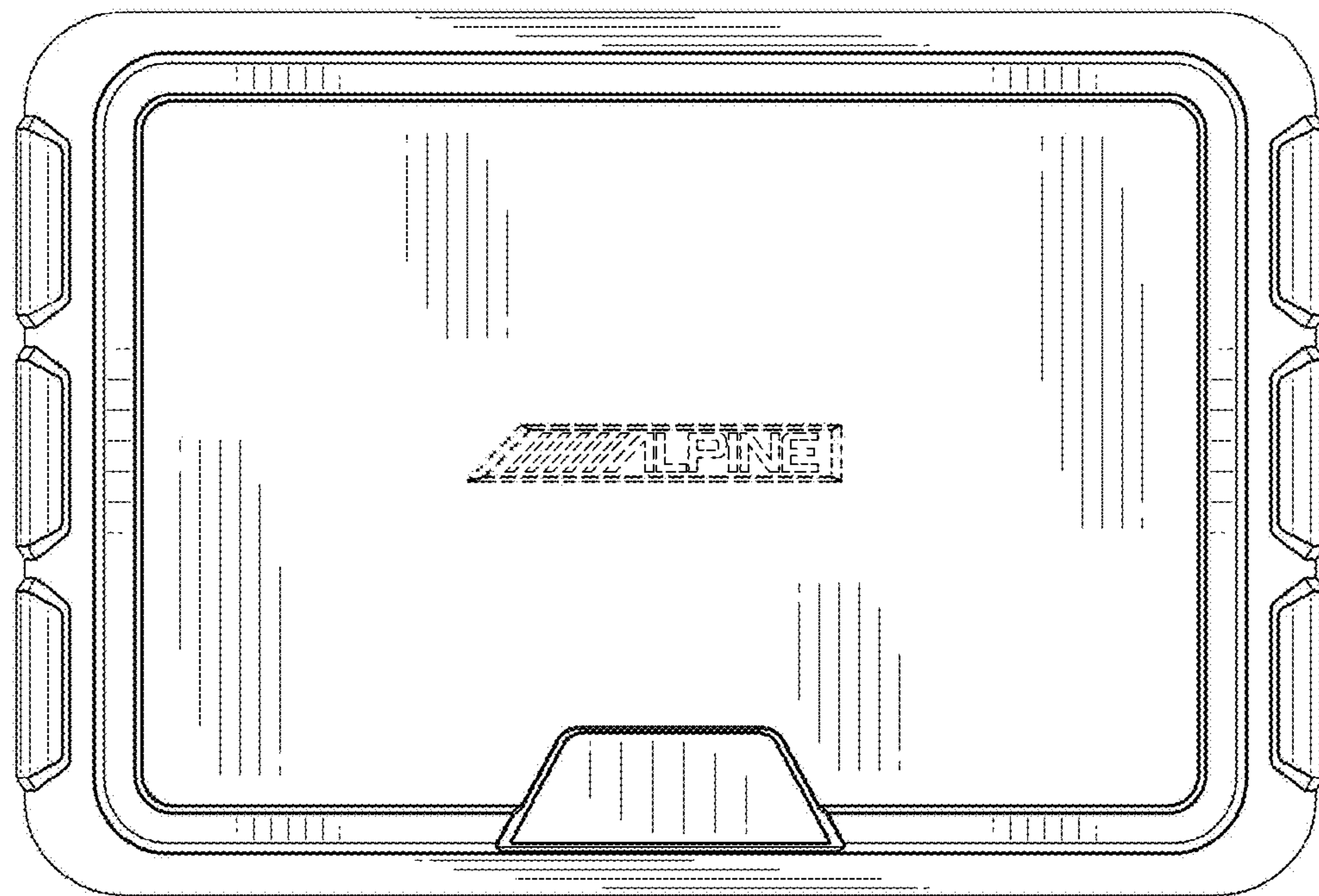


FIG. 3

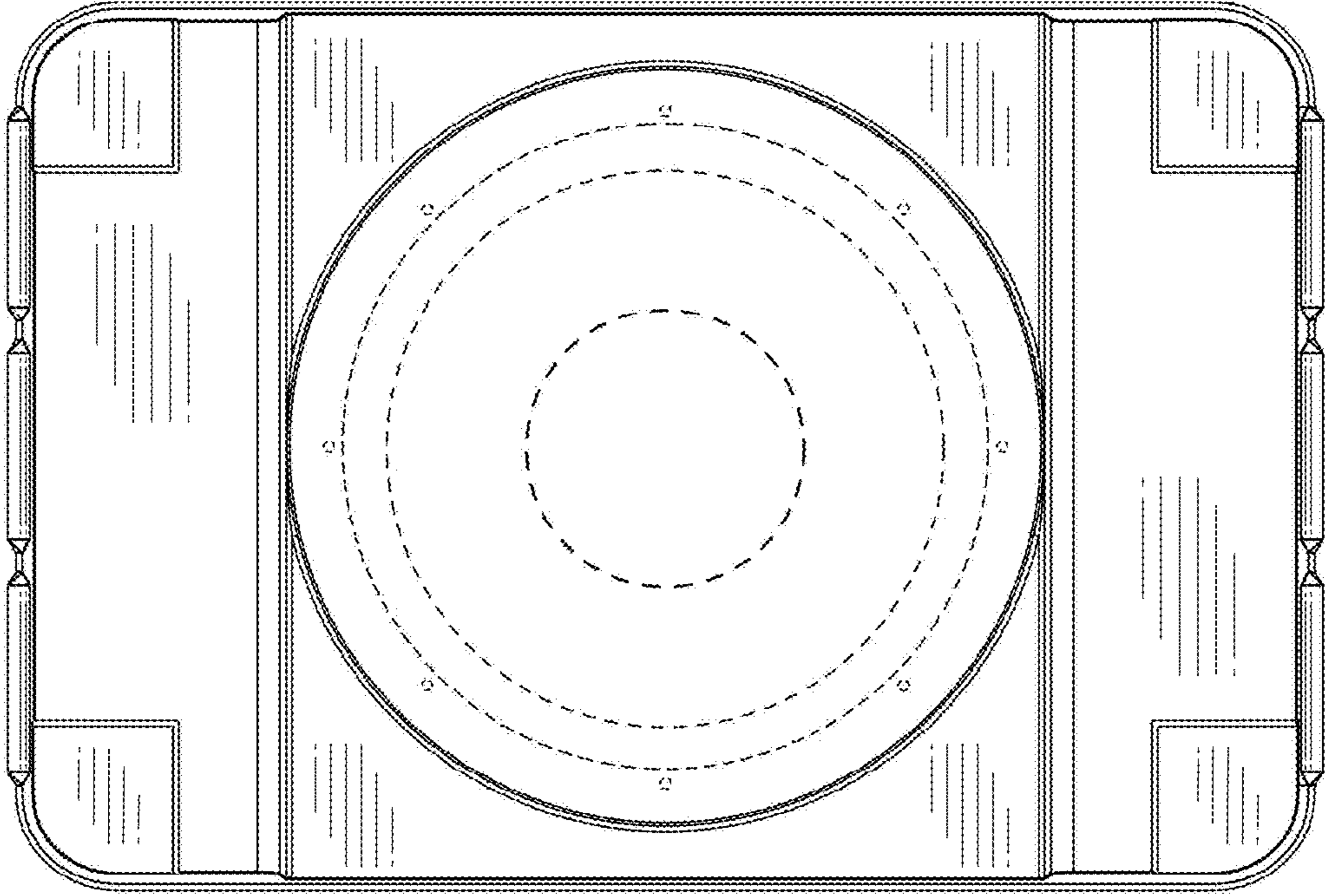


FIG. 4




FIG. 5

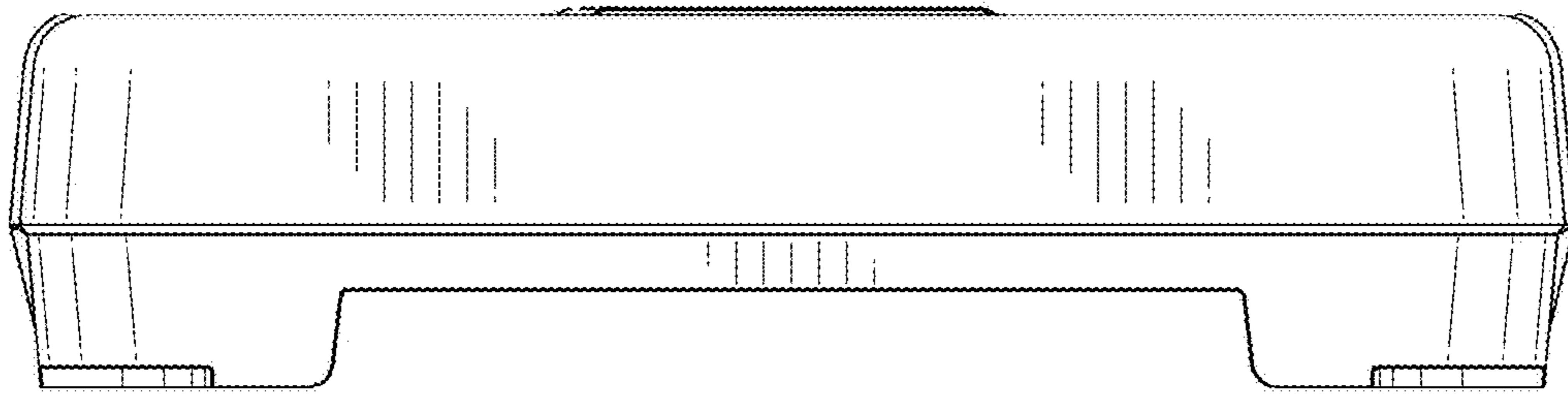


FIG. 6

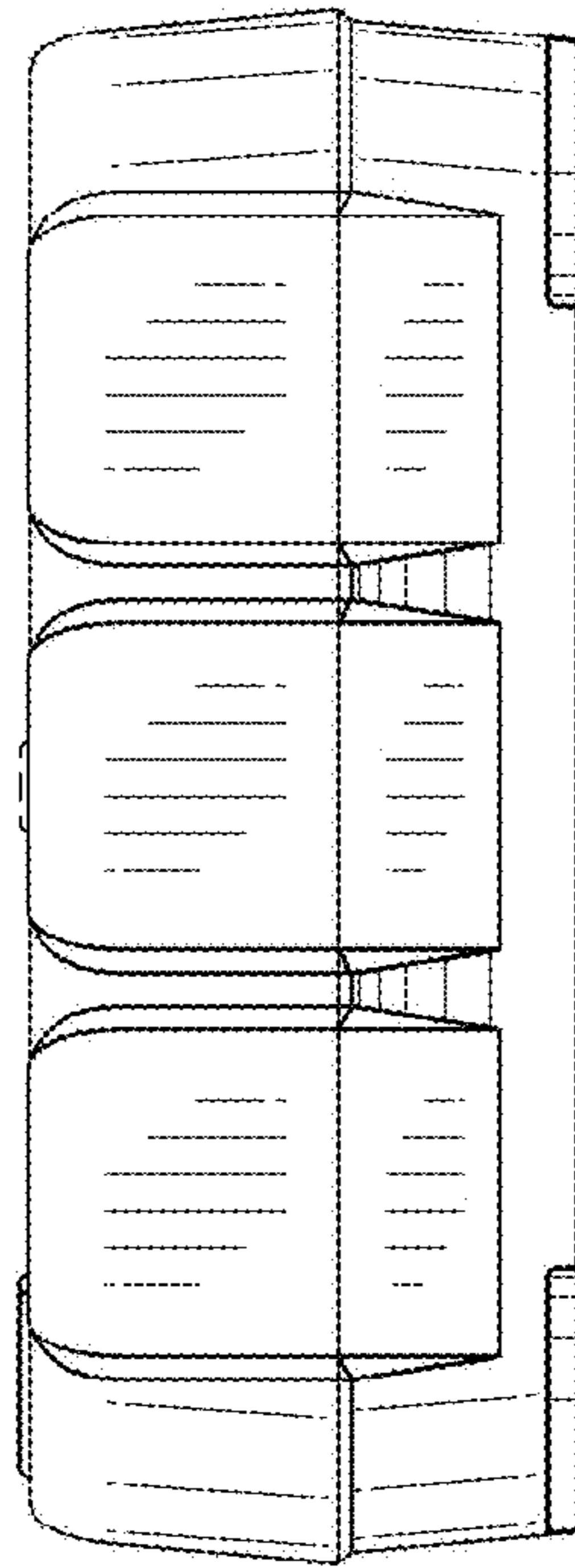


FIG. 7

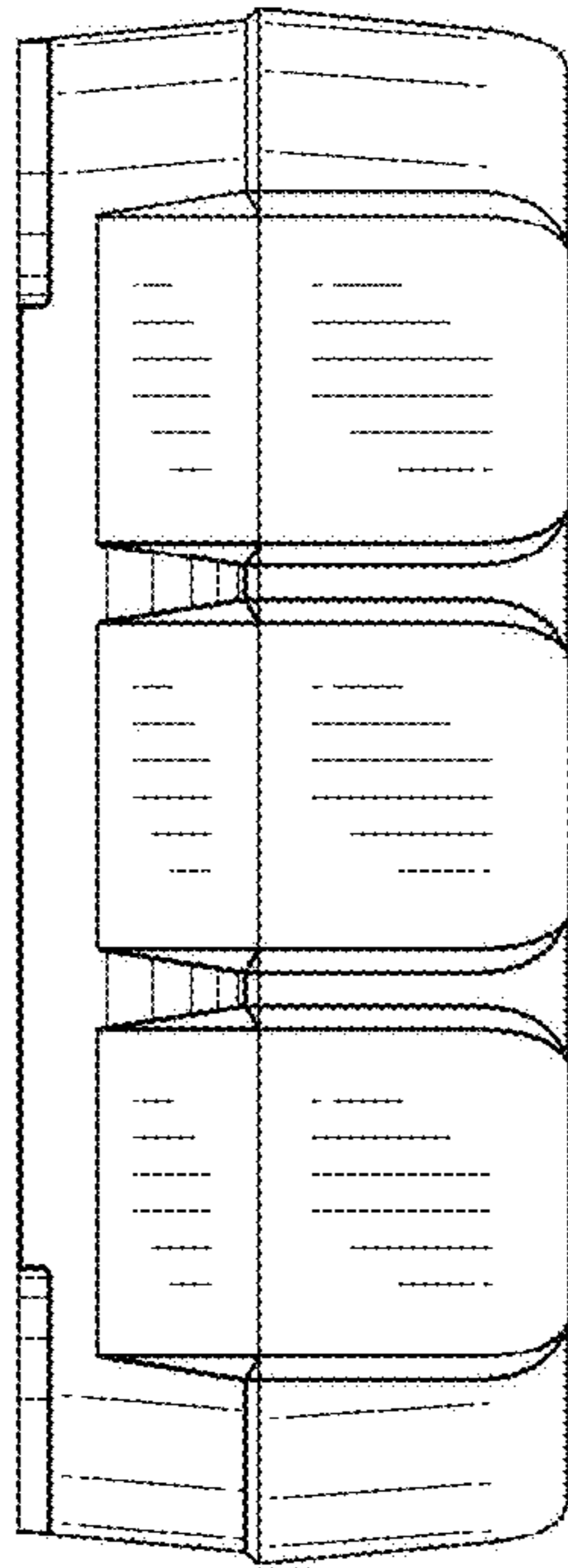


FIG. 8