



US0D1024635S

(12) **United States Design Patent**
Chen

(10) **Patent No.:** **US D1,024,635 S**

(45) **Date of Patent:** **** Apr. 30, 2024**

(54) **OUTDOOR TABLE**

(71) Applicant: **Sophia & William Brands Co. LTD,**
Nanjing (CN)

(72) Inventor: **Meidi Chen,** Nanjing (CN)

(73) Assignee: **SOPHIA & WILLIAM BRANDS CO.**
LTD, Nanjing (CN)

(**) Term: **15 Years**

(21) Appl. No.: **29/842,912**

(22) Filed: **Jun. 16, 2022**

(30) **Foreign Application Priority Data**

Jun. 1, 2022 (CN) 202230332926.6

(51) **LOC (14) Cl.** **06-03**

(52) **U.S. Cl.**
USPC **D6/691.1**

(58) **Field of Classification Search**
USPC D6/685, 686, 691, 691.1–691.9
CPC .. A47B 14/00; A47B 1/02; A47B 7/00; A47B
7/02; A47B 13/00; A47B 13/02; A47B
13/04; A47B 13/06; A47B 13/08; A47B
13/10; A47B 13/12; A47B 17/00; A47B
21/00; A47B 37/00; A47B 37/04; A47B
2200/0001; A47B 2200/0011; A47B
2200/002; A47B 1/00

See application file for complete search history.

(56) **References Cited**

U.S. PATENT DOCUMENTS

D111,581 S * 10/1938 Frey D6/691.6
D462,854 S * 9/2002 Corning D6/691.3

D471,385 S * 3/2003 Diaz-Azcuy D6/691
D615,322 S * 5/2010 Doughty D6/691.1
8,161,891 B2 * 4/2012 Palese A47B 1/08
108/50.01
D783,322 S * 4/2017 Taunton D6/691.1
D996,102 S * 8/2023 Jin D6/686
2012/0079967 A1 * 4/2012 Palese A47B 1/08
108/71

OTHER PUBLICATIONS

Phi Villa 37 Inch Outdoor Dining Table—Amazon https://www.amazon.com/dp/B07TZ419JF/ref=sbl_dp_x_outdoor-furniture-dining-tables_B0BZL?th=1 retrieved from the internet on Feb. 5, 2024.*
Phi Villa 60" Outdoor Dining Table for 6—Amazon https://www.amazon.com/dp/B089VXS4DJ?ref=emc_s_m_5_i_n&th=1 retrieved from the internet on Feb. 7, 2024.*

* cited by examiner

Primary Examiner — Mary Ann Calabrese
(74) *Attorney, Agent, or Firm* — Chun-Ming Shih;
LANWAY IPR SERVICES

(57) **CLAIM**

The ornamental design for an outdoor table, as shown and described.

DESCRIPTION

FIG. 1 is a top, front left side perspective view of an outdoor table showing the new design;
FIG. 2 is a front perspective view thereof;
FIG. 3 is a rear perspective view thereof;
FIG. 4 is a left side perspective view thereof;
FIG. 5 is a right side perspective view thereof;
FIG. 6 is a top perspective view thereof; and,
FIG. 7 is a bottom perspective view thereof.

1 Claim, 7 Drawing Sheets






FIG. 1

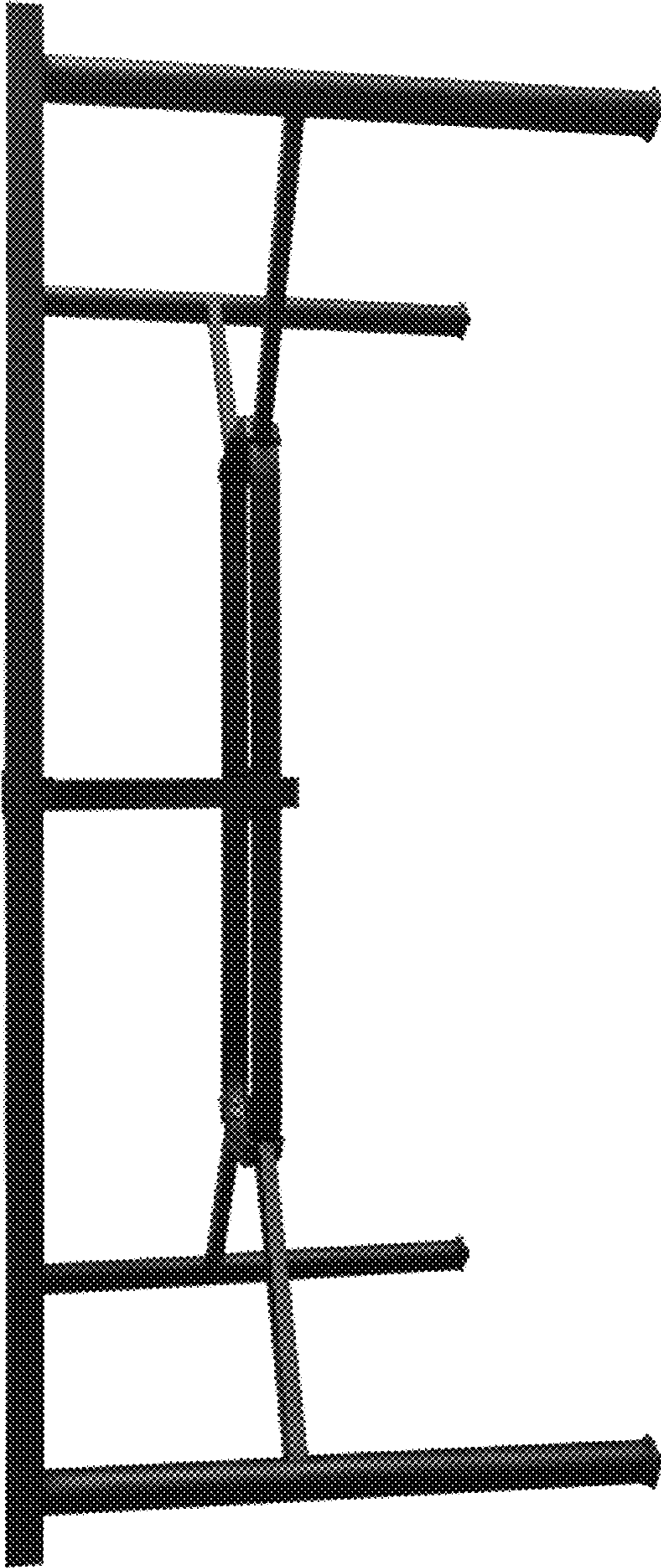


FIG. 2

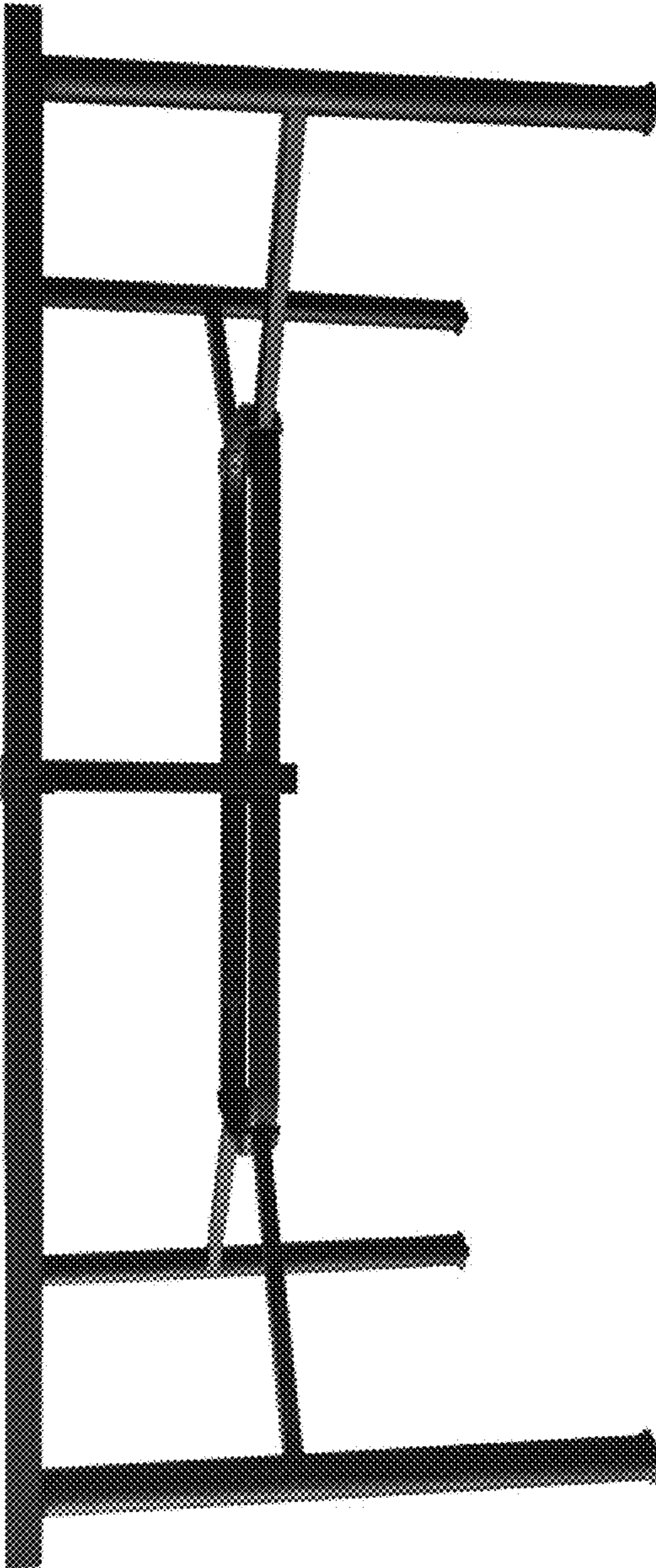


FIG. 3

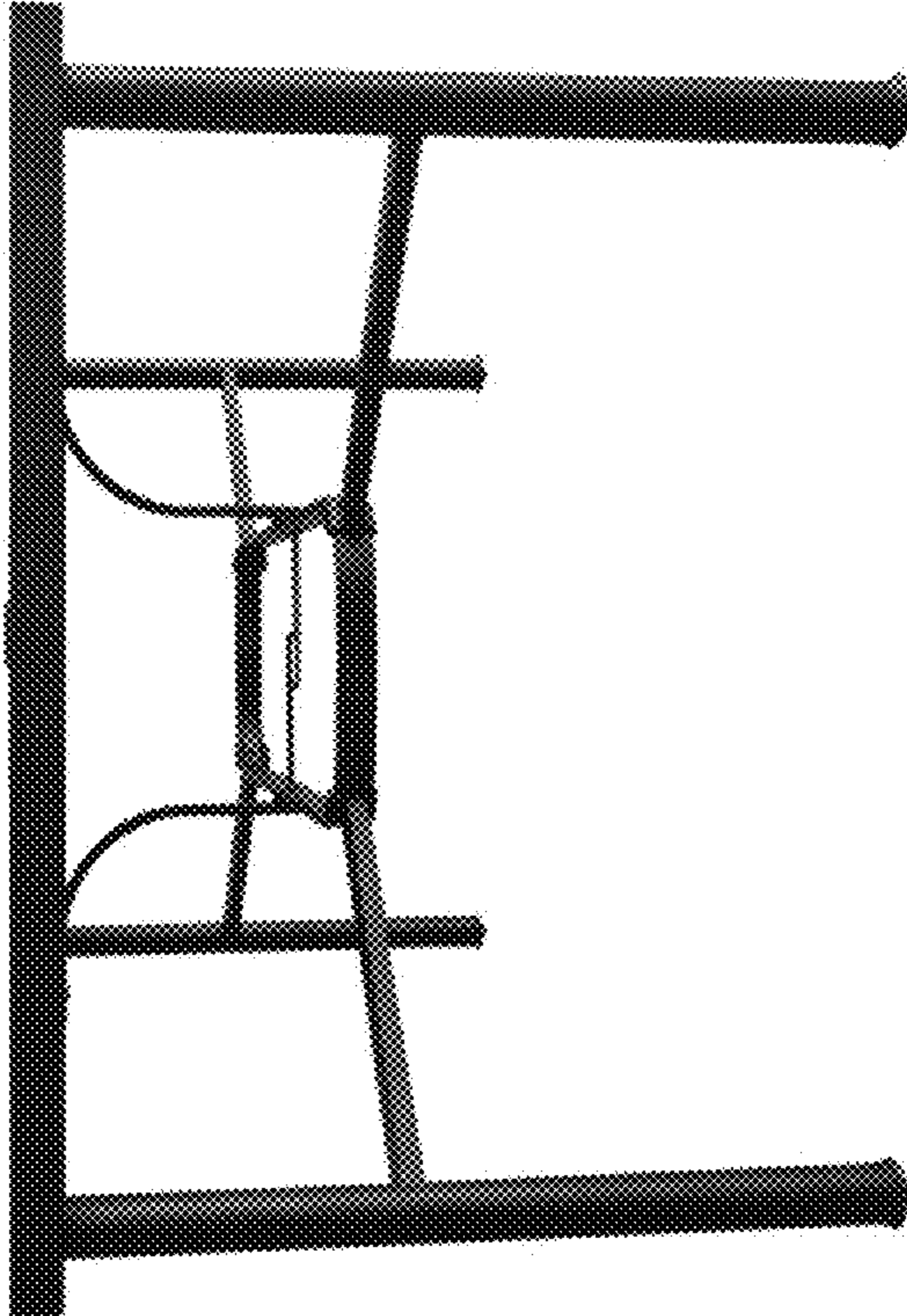


FIG. 4

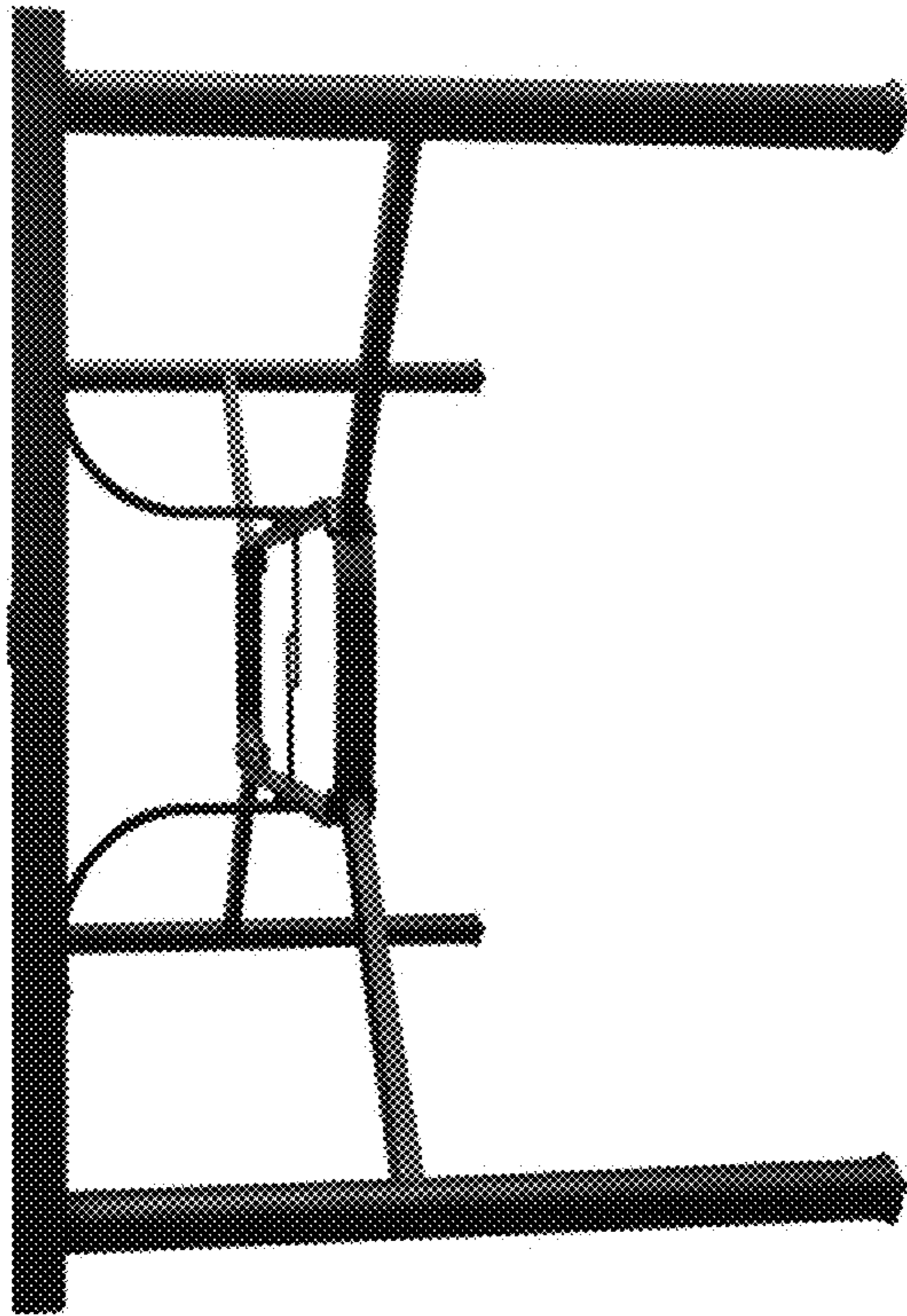


FIG. 5



FIG. 6



FIG. 7