



US0D1024546S

(12) **United States Design Patent** (10) **Patent No.:** **US D1,024,546 S**
Gerbi (45) **Date of Patent:** **** Apr. 30, 2024**

(54) **HANDBAG**

FOREIGN PATENT DOCUMENTS

(71) Applicant: **DS Fashion Group**, Paris (FR)

WO D214620-001 * 6/2021

(72) Inventor: **Danielle Gerbi**, Paris (FR)

OTHER PUBLICATIONS

(73) Assignee: **DS FASHION GROUP**, Paris (FR)

Amazon.com, Site visited Dec. 6, 2023, The Tannery Store Leather Crossbody Bag, Date first available, Jul. 14, 2019, <https://www.amazon.com/Genuine-Leather-Casual-Crossbody-Shoulder/dp/B08XJQ4L4Y> (Year: 2019).*

(**) Term: **15 Years**

Amazon.com, Site visited Dec. 6, 2023, Heshe Satchel Bags, Date First Available, Sep. 16, 2020, <https://www.amazon.com/Leather-Vintage-Shoulder-Handbags-Crossbody/dp/B08J6BBZ75> (Year: 2020).*

(21) Appl. No.: **29/834,241**

(22) Filed: **Apr. 11, 2022**

(51) **LOC (14) Cl.** **03-01**

* cited by examiner

(52) **U.S. Cl.**

USPC **D3/232**

(58) **Field of Classification Search**

USPC D3/232, 234, 239, 243, 244, 245, 246,
D3/290, 901, 903, 303, 240, 241, 268,
D3/287; D30/151

CPC A45C 3/06; A45C 1/024; A45C 7/0063;
A45C 3/10

See application file for complete search history.

Primary Examiner — Brett Miller

Assistant Examiner — Jessica M Gebhart

(74) *Attorney, Agent, or Firm* — Amster, Rothstein & Ebenstein LLP

(57) **CLAIM**

The ornamental design for a handbag, as shown and described.

(56) **References Cited**

DESCRIPTION

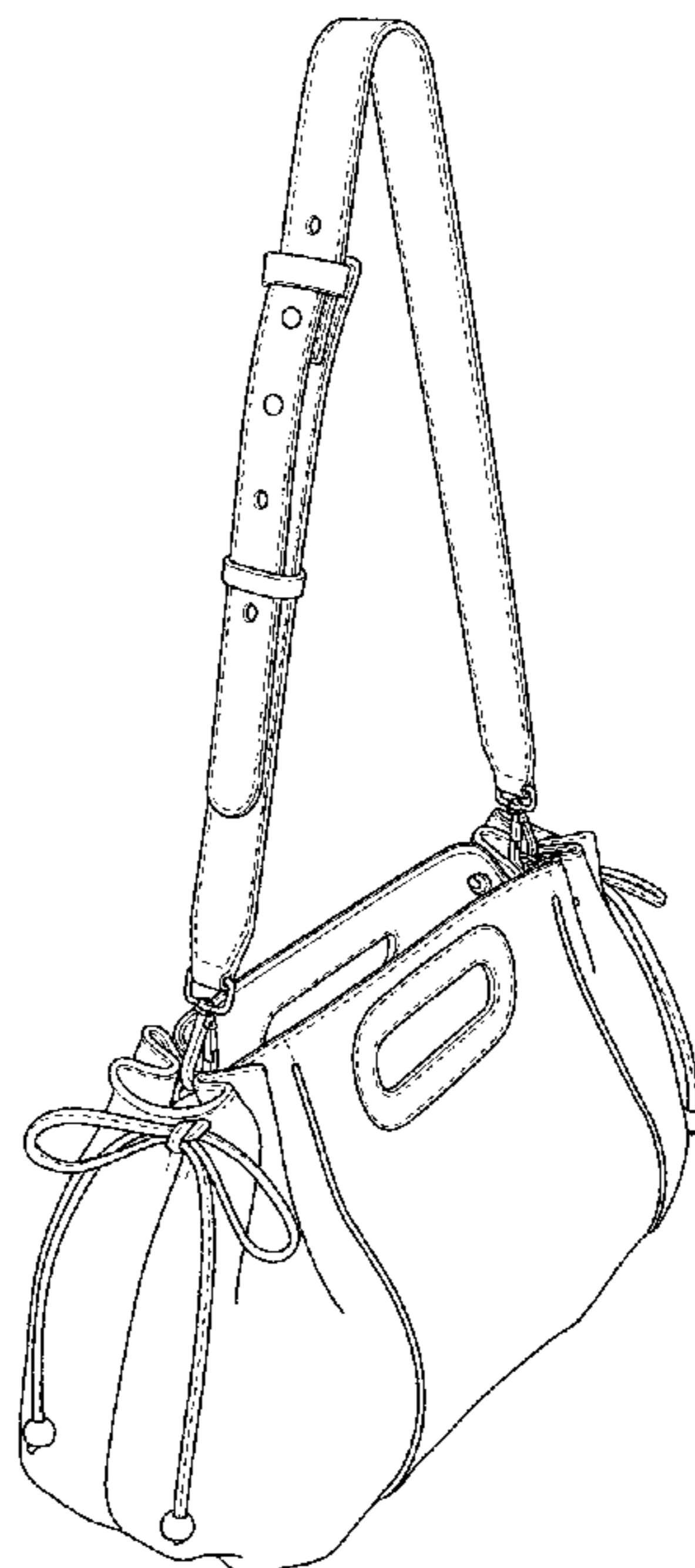
U.S. PATENT DOCUMENTS

1,649,976	A *	11/1927	Pomeranz	A45C 3/10
					383/17
4,180,111	A *	12/1979	Davis	A45C 7/0063
					383/2
D270,496	S *	9/1983	Hyers	D3/246
D525,425	S *	7/2006	Gerbi	D3/246
D586,555	S *	2/2009	Lown	D3/246
D656,729	S *	4/2012	Naldini	D3/245
D751,814	S *	3/2016	Louboutin	D3/232
D751,815	S *	3/2016	Pedrazzi	D3/245
D771,940	S *	11/2016	Wei	D3/232
D846,265	S *	4/2019	Earhart	D3/202
D937,573	S *	12/2021	Dumas	D3/232

FIG. 1 is a top, left side, and front perspective view of a handbag showing the new design;
FIG. 2 is a front elevational view thereof;
FIG. 3 is a rear elevational view thereof;
FIG. 4 is a right side elevational view thereof;
FIG. 5 is a left side elevational view thereof;
FIG. 6 is a top plan thereof; and,
FIG. 7 is a bottom plan thereof.

The broken lines represent stitching, rather than disclaimed matter.

1 Claim, 7 Drawing Sheets



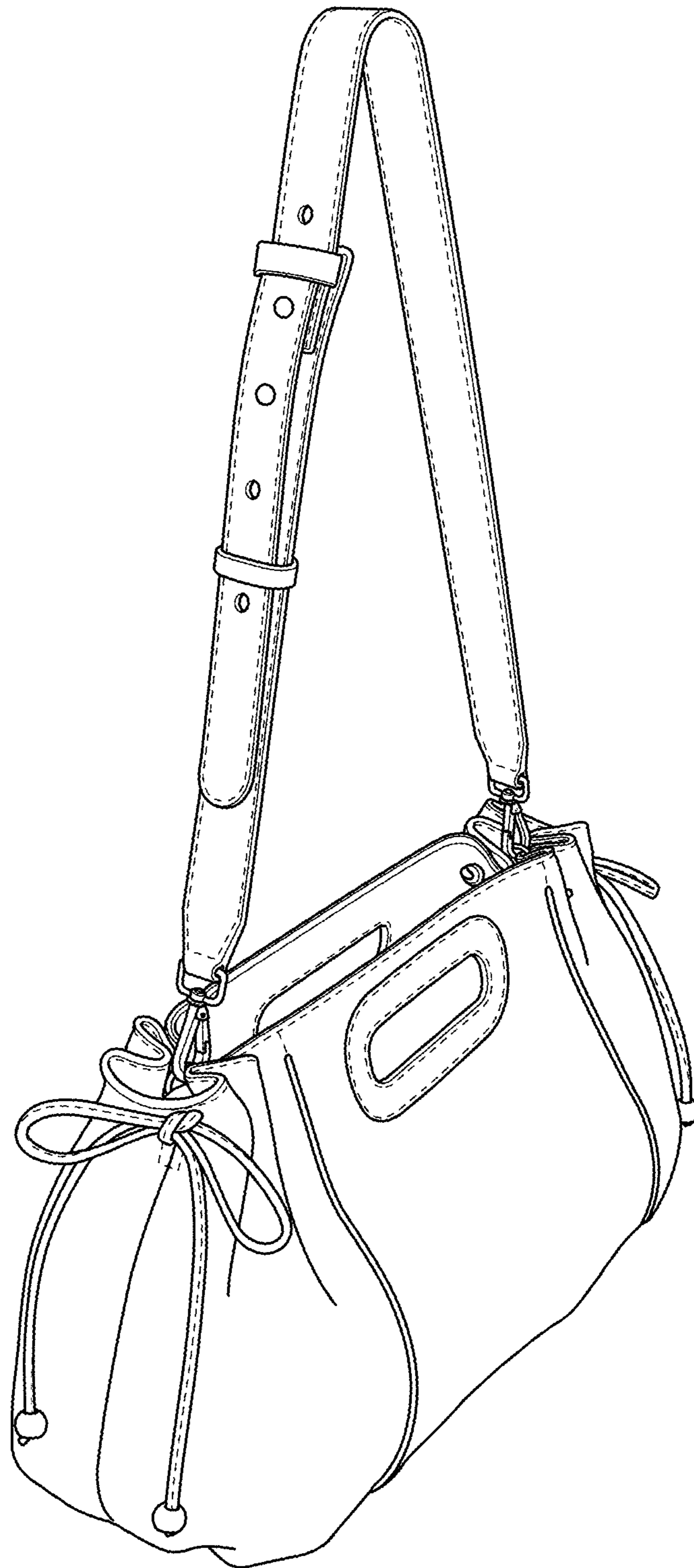


FIG. 1



FIG. 2



FIG. 3

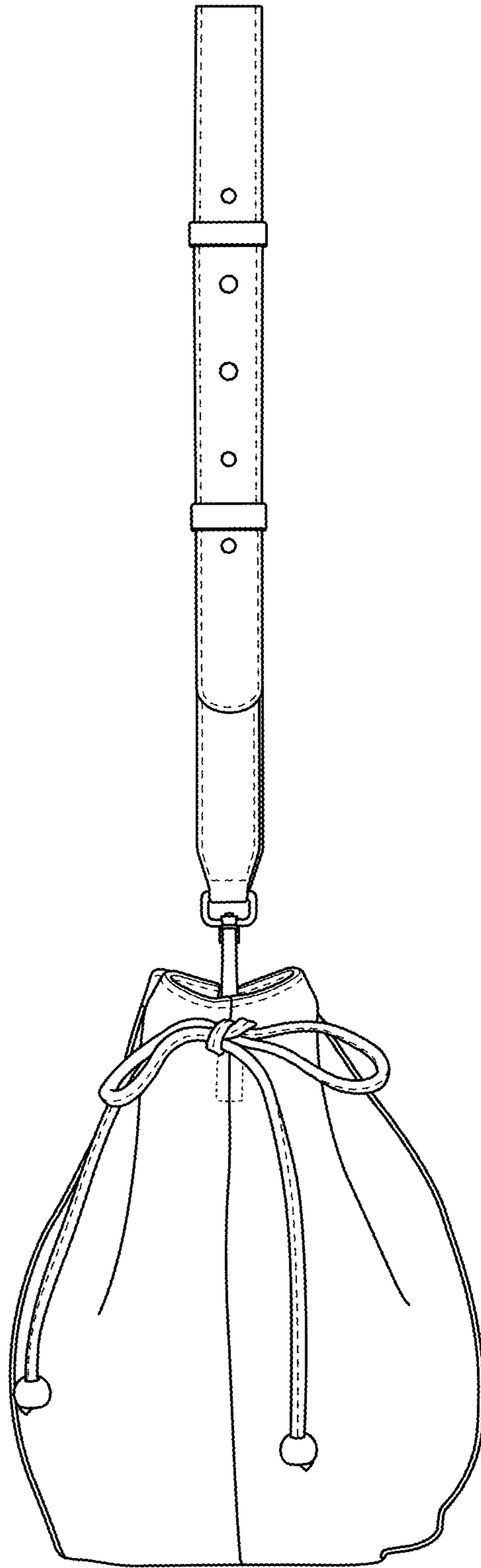


FIG. 4

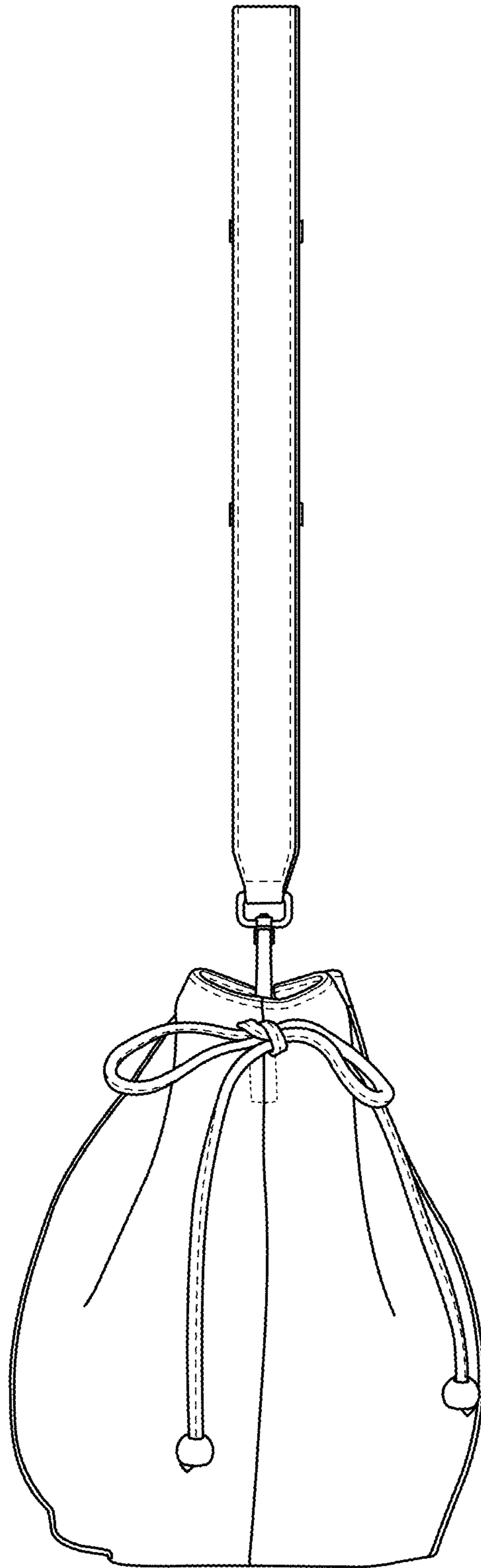


FIG. 5

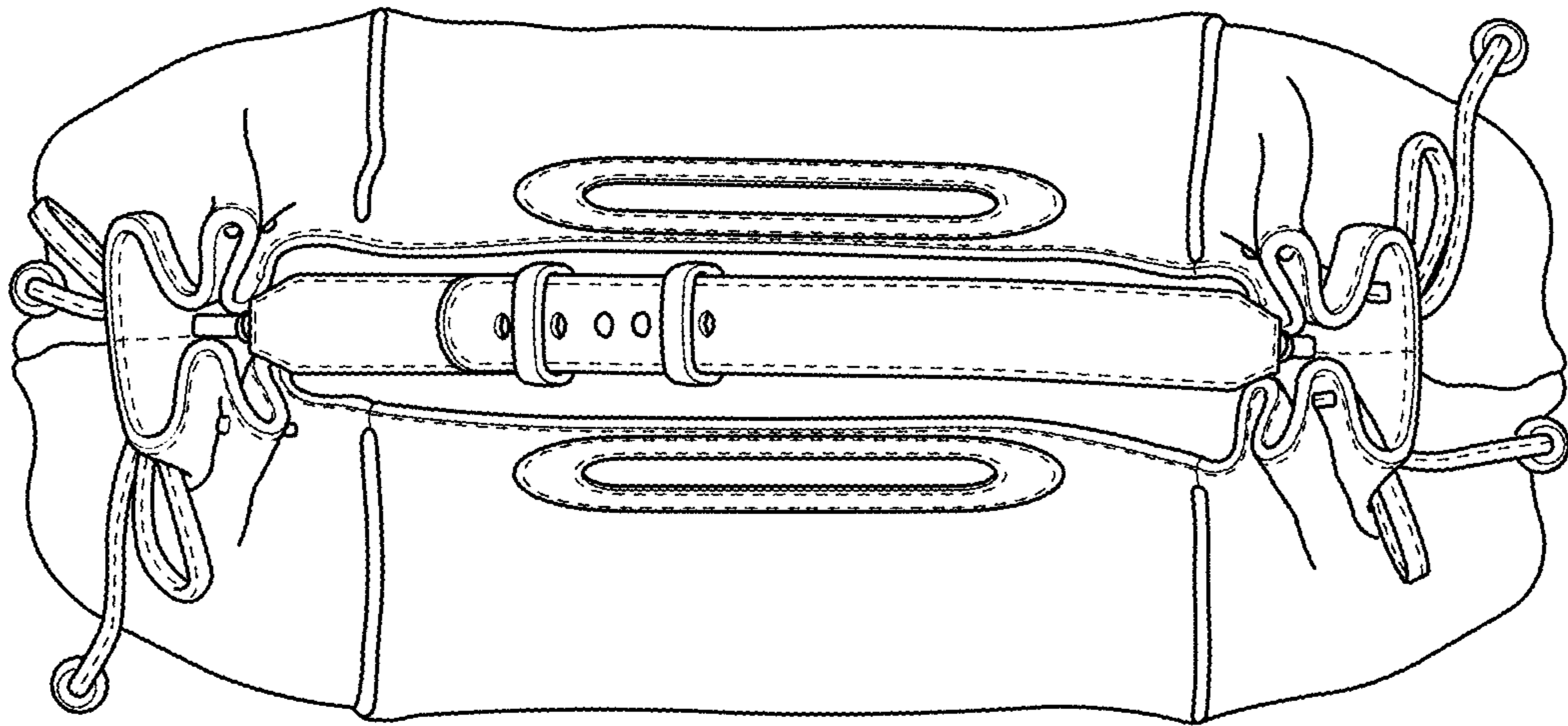


FIG. 6

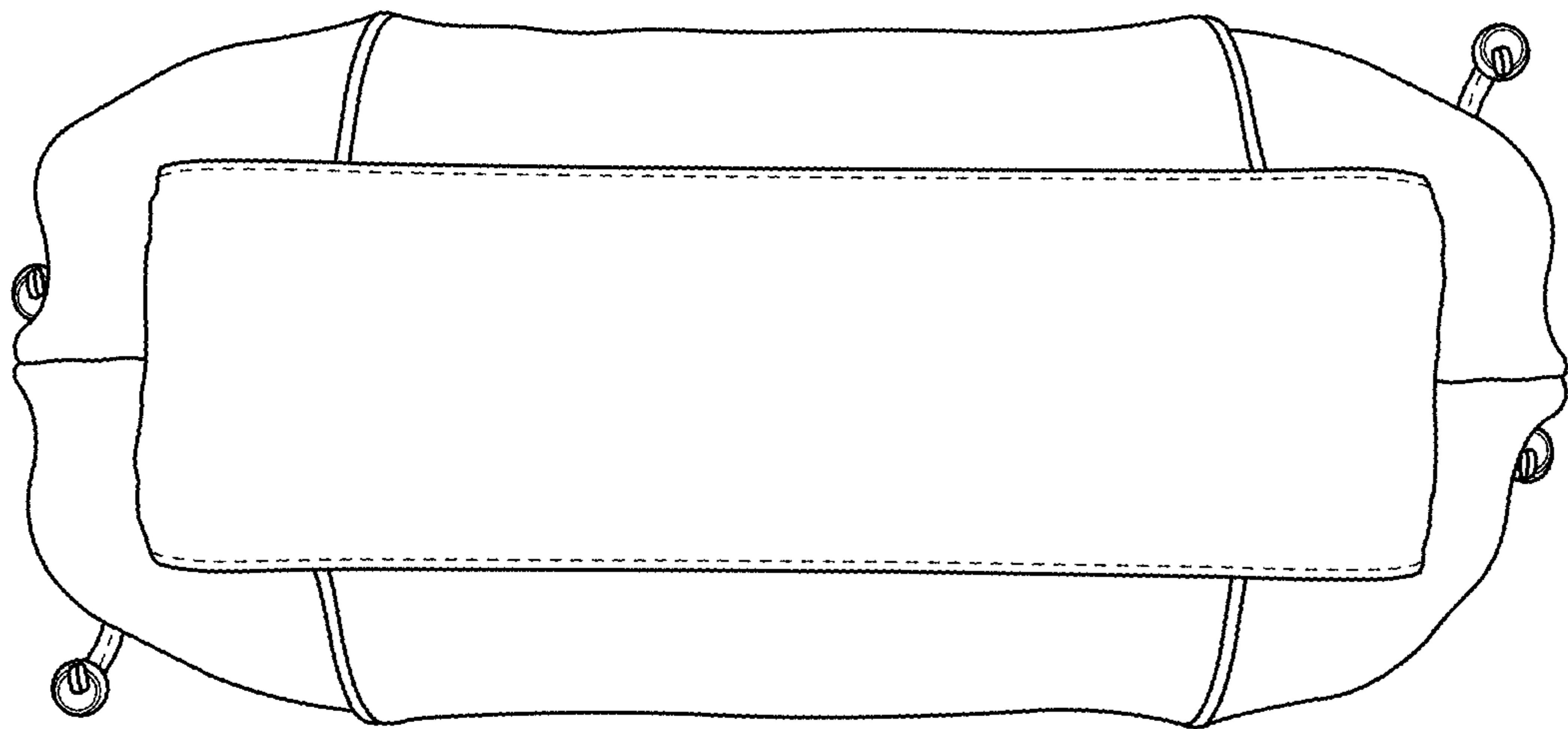


FIG. 7