



US0D1022779S

(12) **United States Design Patent**  
**Lan**

(10) **Patent No.:** **US D1,022,779 S**

(45) **Date of Patent:** **\*\* Apr. 16, 2024**

(54) **PENDANT**

(71) Applicant: **Qihua Lan**, Shenzhen (CN)

(72) Inventor: **Qihua Lan**, Shenzhen (CN)

(\*\*) Term: **15 Years**

(21) Appl. No.: **29/923,736**

(22) Filed: **Jan. 2, 2024**

(51) **LOC (14) Cl.** ..... **11-01**

(52) **U.S. Cl.**  
USPC ..... **D11/81; D11/56**

(58) **Field of Classification Search**  
USPC ..... D11/40–50, 56, 61, 79–86, 91, 92, 95,  
D11/96, 1, 2, 3, 7, 8  
CPC ..... A44C 25/00; A44C 25/001; A44C 25/002;  
A44C 25/007; A44C 15/00; A44C  
15/005; A44C 15/0055; A44C 1/00  
See application file for complete search history.

(56) **References Cited**

**U.S. PATENT DOCUMENTS**

|              |         |                 |       |        |
|--------------|---------|-----------------|-------|--------|
| D178,380 S * | 7/1956  | Katz            | ..... | D11/83 |
| D242,644 S * | 12/1976 | Spruck          | ..... | D11/44 |
| D245,591 S * | 8/1977  | Rieger, Jr.     | ..... | D11/44 |
| D512,660 S * | 12/2005 | Steshik         | ..... | D11/81 |
| D599,244 S * | 9/2009  | Momjian         | ..... | D11/81 |
| D604,660 S * | 11/2009 | Marks           | ..... | D11/56 |
| D628,116 S * | 11/2010 | Marks           | ..... | D11/79 |
| D628,934 S * | 12/2010 | Fernandez Rives | ..... | D11/79 |
| D635,049 S * | 3/2011  | Marks           | ..... | D11/79 |
| D646,994 S * | 10/2011 | Kim             | ..... | D11/40 |
| D653,986 S * | 2/2012  | Sandberg        | ..... | D11/79 |
| D656,053 S * | 3/2012  | Bax Stas        | ..... | D11/79 |
| D679,622 S * | 4/2013  | Dholakiya       | ..... | D11/56 |

|                |         |           |       |        |
|----------------|---------|-----------|-------|--------|
| D680,462 S *   | 4/2013  | Dholakiya | ..... | D11/56 |
| D710,240 S *   | 8/2014  | Rice      | ..... | D11/56 |
| D718,652 S *   | 12/2014 | Samanta   | ..... | D11/56 |
| D732,996 S *   | 6/2015  | Samanta   | ..... | D11/56 |
| D766,125 S *   | 9/2016  | Behney    | ..... | D11/56 |
| D767,438 S *   | 9/2016  | Behney    | ..... | D11/56 |
| D920,833 S *   | 6/2021  | De Luca   | ..... | D11/79 |
| D939,378 S *   | 12/2021 | Huang     | ..... | D11/56 |
| D943,454 S *   | 2/2022  | Hu        | ..... |        |
| D957,284 S *   | 7/2022  | Feng      | ..... | D11/81 |
| D971,066 S *   | 11/2022 | Hu        | ..... | D11/81 |
| D974,950 S *   | 1/2023  | Wang      | ..... |        |
| D975,580 S *   | 1/2023  | Zhang     | ..... | D11/79 |
| D988,175 S *   | 6/2023  | Chen      | ..... |        |
| D988,920 S *   | 6/2023  | Zheng     | ..... | D11/82 |
| D1,000,999 S * | 10/2023 | Fang      | ..... | D11/56 |

\* cited by examiner

*Primary Examiner* — Melanie Pellegrini

(74) *Attorney, Agent, or Firm* — Jose Cherson Weissbrot

(57) **CLAIM**

The ornamental design for a pendant, as shown and described.

**DESCRIPTION**

FIG. 1 is a first perspective view of a pendant showing my new design;  
FIG. 2 is a second perspective view thereof;  
FIG. 3 is a front view thereof;  
FIG. 4 is a back view thereof;  
FIG. 5 is a left side view thereof;  
FIG. 6 is a right side view thereof;  
FIG. 7 is a top view thereof; and,  
FIG. 8 is a bottom view thereof.

**1 Claim, 8 Drawing Sheets**






FIG.1



FIG.2



FIG.3



FIG.4




FIG.5




FIG.6




FIG.7






FIG.8