



US0D1022778S

(12) **United States Design Patent**  
**Huang**

(10) **Patent No.:** **US D1,022,778 S**

(45) **Date of Patent:** **\*\* Apr. 16, 2024**

(54) **PENDANT**

(71) Applicant: **Xiaoli Huang**, Ganzhou (CN)

(72) Inventor: **Xiaoli Huang**, Ganzhou (CN)

(\*\*) Term: **15 Years**

(21) Appl. No.: **29/923,106**

(22) Filed: **Dec. 28, 2023**

(51) **LOC (14) Cl.** ..... **11-01**

(52) **U.S. Cl.**  
USPC ..... **D11/81; D11/84**

(58) **Field of Classification Search**  
USPC ..... D11/40–50, 56, 61, 79–86, 91, 92, 95,  
D11/96, 1, 2, 3, 7, 8  
CPC ..... A44C 25/00; A44C 25/001; A44C 25/002;  
A44C 25/007; A44C 15/00; A44C  
15/005; A44C 15/0055; A44C 1/00  
See application file for complete search history.

D679,622 S *	4/2013	Dholakiya	.....	D11/56
D680,462 S *	4/2013	Dholakiya	.....	D11/56
D710,240 S *	8/2014	Rice	.....	D11/56
D718,652 S *	12/2014	Samanta	.....	D11/56
D732,996 S *	6/2015	Samanta	.....	D11/56
D766,125 S *	9/2016	Behney	.....	D11/56
D767,438 S *	9/2016	Behney	.....	D11/56
D920,833 S *	6/2021	De Luca	.....	D11/79
D939,378 S *	12/2021	Huang	.....	D11/56
D943,454 S	2/2022	Hu	.....	
D957,284 S *	7/2022	Feng	.....	D11/81
D971,066 S *	11/2022	Hu	.....	D11/81
D975,580 S *	1/2023	Zhang	.....	D11/79
D988,920 S *	6/2023	Zheng	.....	D11/82
D1,000,999 S *	10/2023	Fang	.....	D11/56

\* cited by examiner

*Primary Examiner* — Melanie Pellegrini  
(74) *Attorney, Agent, or Firm* — EAGLE IP LIMITED

(57) **CLAIM**

The ornamental design for a pendant, as shown and described.

(56) **References Cited**


**U.S. PATENT DOCUMENTS**

D178,380 S *	7/1956	Katz	.....	D11/83
D242,644 S *	12/1976	Spruck	.....	D11/44
D245,591 S *	8/1977	Rieger, Jr.	.....	D11/44
D455,670 S *	4/2002	Kurylo	.....	D11/103
D512,660 S *	12/2005	Steshik	.....	D11/81
D599,244 S *	9/2009	Momjian	.....	D11/81
D604,660 S *	11/2009	Marks	.....	D11/56
D628,116 S *	11/2010	Marks	.....	D11/79
D628,934 S *	12/2010	Fernandez Rives	.....	D11/79
D635,049 S *	3/2011	Marks	.....	D11/79
D646,994 S *	10/2011	Kim	.....	D11/40
D653,986 S *	2/2012	Sandberg	.....	D11/79
D656,053 S *	3/2012	Bax Stas	.....	D11/79

**DESCRIPTION**

FIG. 1 is a perspective view of my new design;  
FIG. 2 is another perspective view thereof;  
FIG. 3 is a front view thereof;  
FIG. 4 is a rear view thereof;  
FIG. 5 is a left side view thereof;  
FIG. 6 is a right side view thereof;  
FIG. 7 is a top view thereof; and,  
FIG. 8 is a bottom view thereof.  
The broken lines in the drawings depict portions of the pendant and form no part of the claimed design.

**1 Claim, 8 Drawing Sheets**



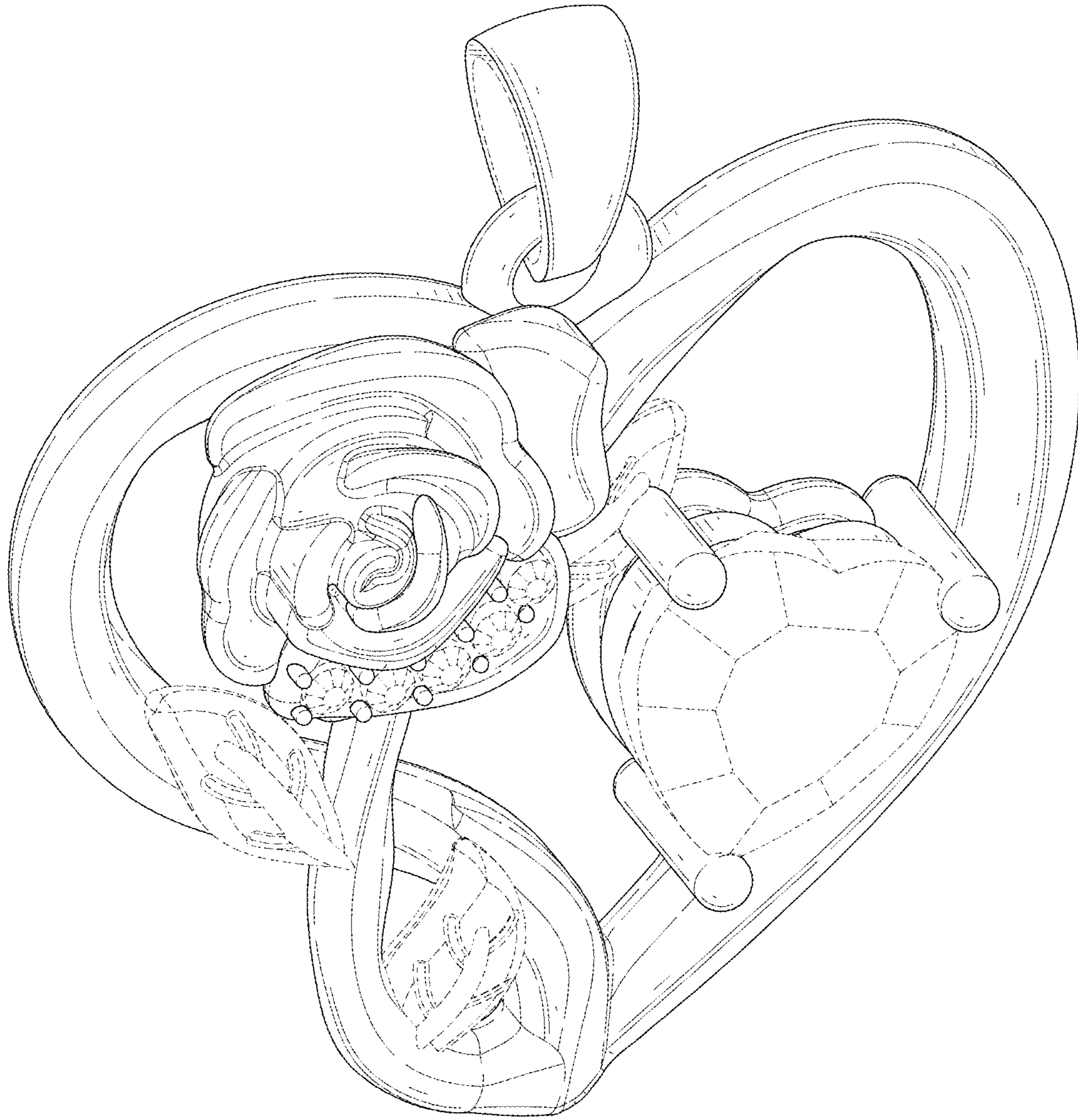


FIG. 1

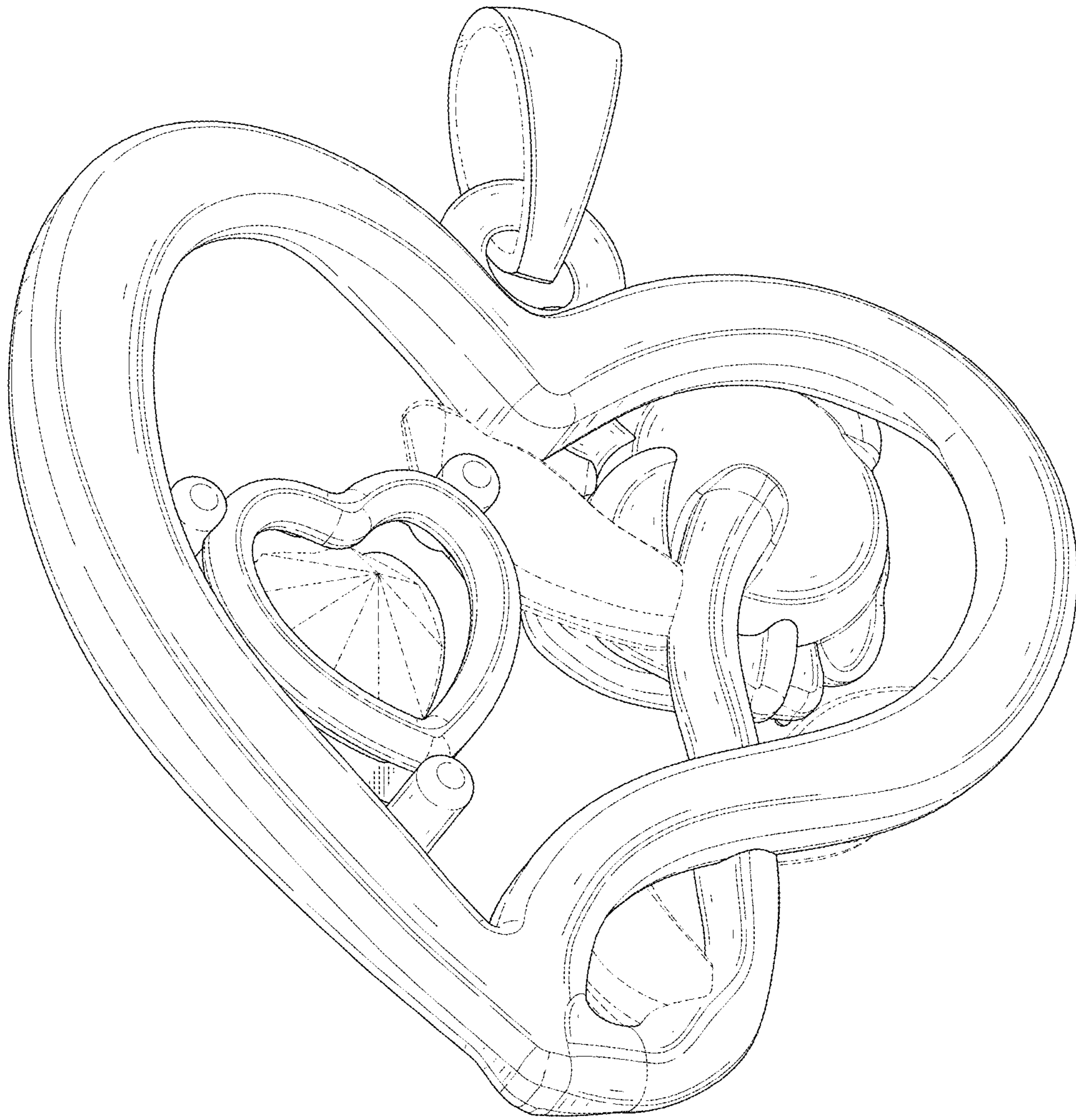


FIG. 2




FIG. 3




FIG. 4

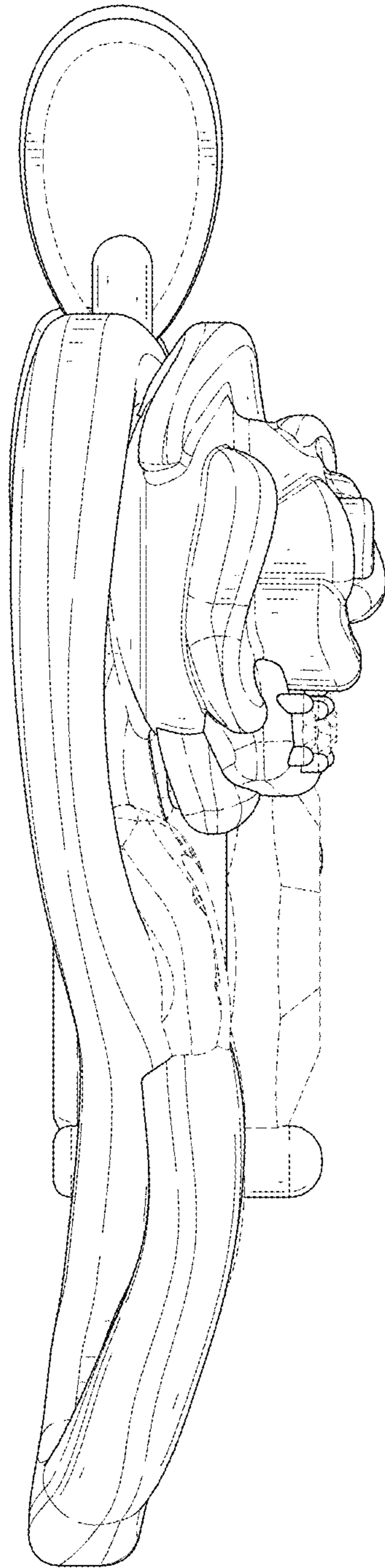


FIG. 5

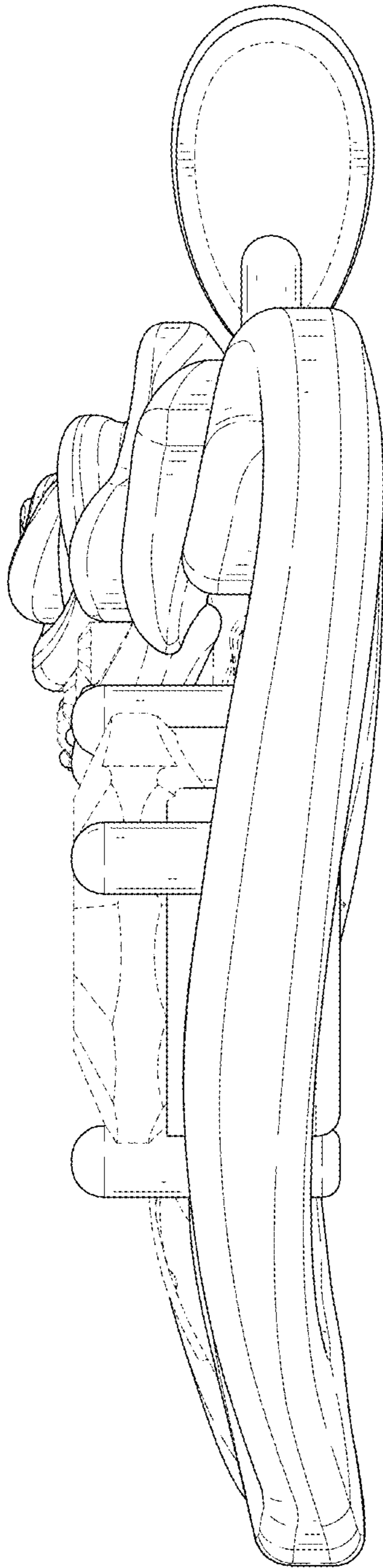


FIG. 6

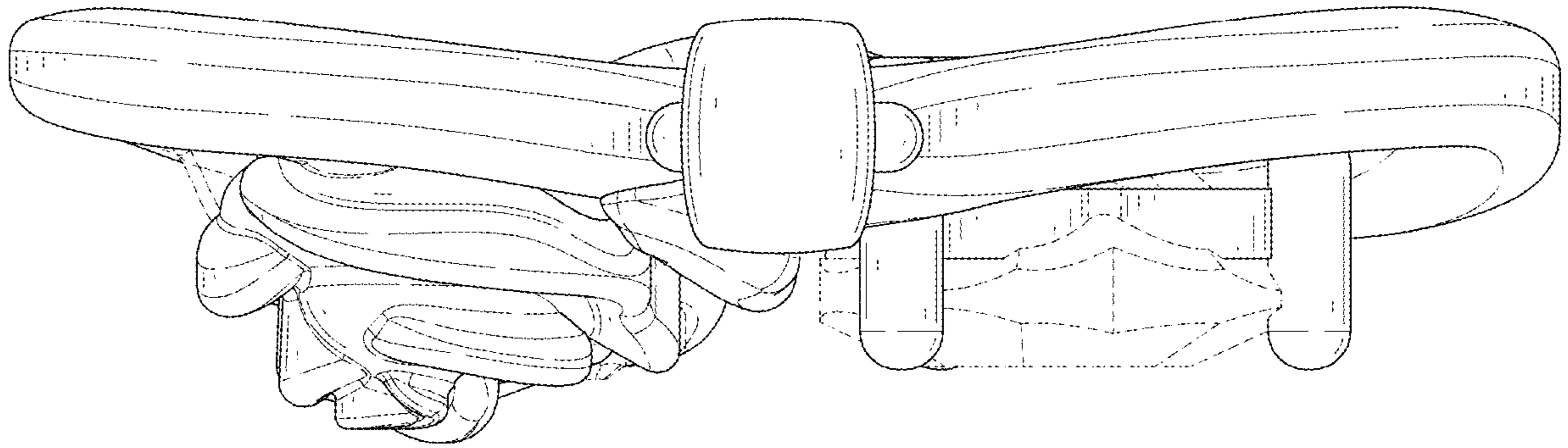


FIG. 7



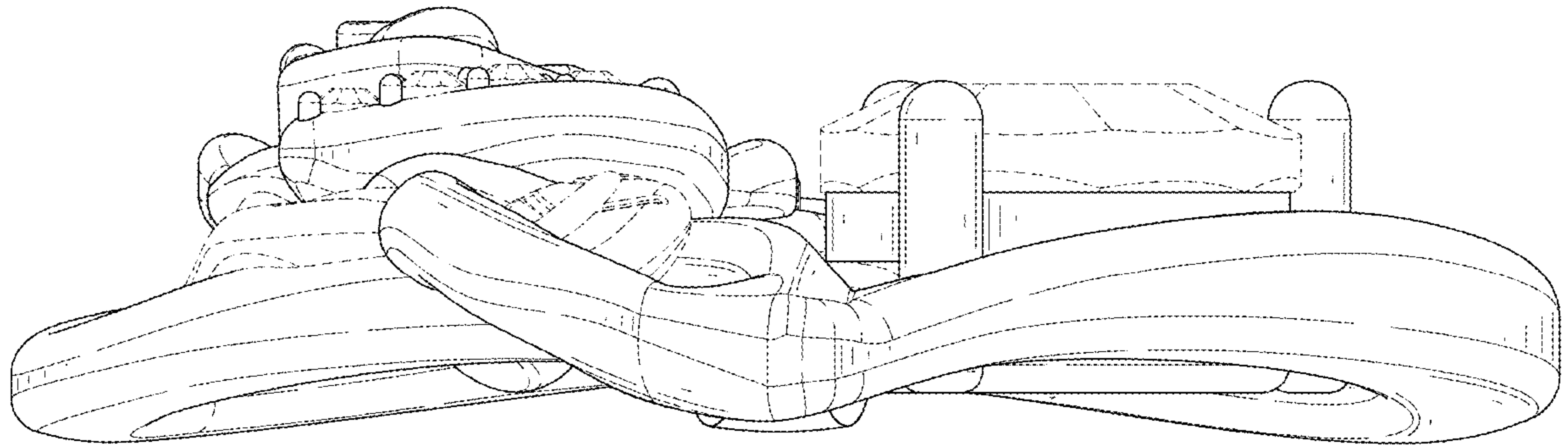


FIG. 8