



US0D1022169S

(12) **United States Design Patent** (10) **Patent No.:** **US D1,022,169 S**  
**Wang** (45) **Date of Patent:** **\*\* Apr. 9, 2024**

(54) **PORTABLE AIR CONDITIONER**

Y10S 261/17; Y10S 261/31; Y10S 261/42; Y10S 261/43; Y10S 261/65; Y10S 261/88; Y10S 261/89

(71) Applicant: **Shenzhen Enjoycool Technology Co., Ltd, Shenzhen (CN)**

See application file for complete search history.

(72) Inventor: **Jiquan Wang, Shenzhen (CN)**

(56) **References Cited**

(73) Assignee: **Shenzhen Enjoycool Technology Co., Ltd, Shenzhen (CN)**

U.S. PATENT DOCUMENTS

(\*\*) Term: **15 Years**

(21) Appl. No.: **29/842,311**

(22) Filed: **Jun. 13, 2022**

5,702,507 A \* 12/1997 Wang ..... F24F 8/50  
96/97  
D465,567 S \* 11/2002 Choi ..... D23/364  
D572,352 S \* 7/2008 Chiu ..... D23/333  
D903,072 S \* 11/2020 Gu ..... D23/333  
D964,536 S \* 9/2022 Li ..... D23/364  
2020/0309391 A1 \* 10/2020 Ma ..... F24F 1/04

(30) **Foreign Application Priority Data**

May 6, 2022 (CN) ..... 202230261513.3

(51) **LOC (14) Cl.** ..... **23-04**

(52) **U.S. Cl.**  
USPC ..... **D23/333**

(58) **Field of Classification Search**  
USPC ..... D14/188, 204, 348, 358; D23/324, 325, D23/332-343, 351-354, 355-367, 393; D32/24

CPC ... A61L 9/00; A61L 9/03; A61L 9/032; A61L 9/035; A61L 9/04; A61L 9/05; A61L 9/12; A61L 9/14; A61L 9/20; A61L 9/22; A61L 9/012; A61L 9/015; A61L 9/048; A61L 9/122; A61L 9/127; A61L 9/205; A61L 2209/11; A61L 2209/14; A61L 2209/133; A61L 2209/134; F24F 1/02; F24F 1/04; F24F 1/38; F24F 1/027; F24F 1/0007; F24F 1/0071; F24F 1/008; F24F 1/0083; F24F 1/0087; F24F 1/0328; F24F 1/0355; F24F 5/00; F24F 5/0035; F24F 6/00; F24F 6/02; F24F 13/16; F24F 13/20; F24F 13/082; F24F 13/084; F24F 8/00; F24F 8/30; F24F 8/40; F24F 8/50; F24F 8/183; Y10S 261/03; Y10S 261/04;

\* cited by examiner

*Primary Examiner* — Gino Colan

*Assistant Examiner* — David OBrien

(74) *Attorney, Agent, or Firm* — Jeenam Park

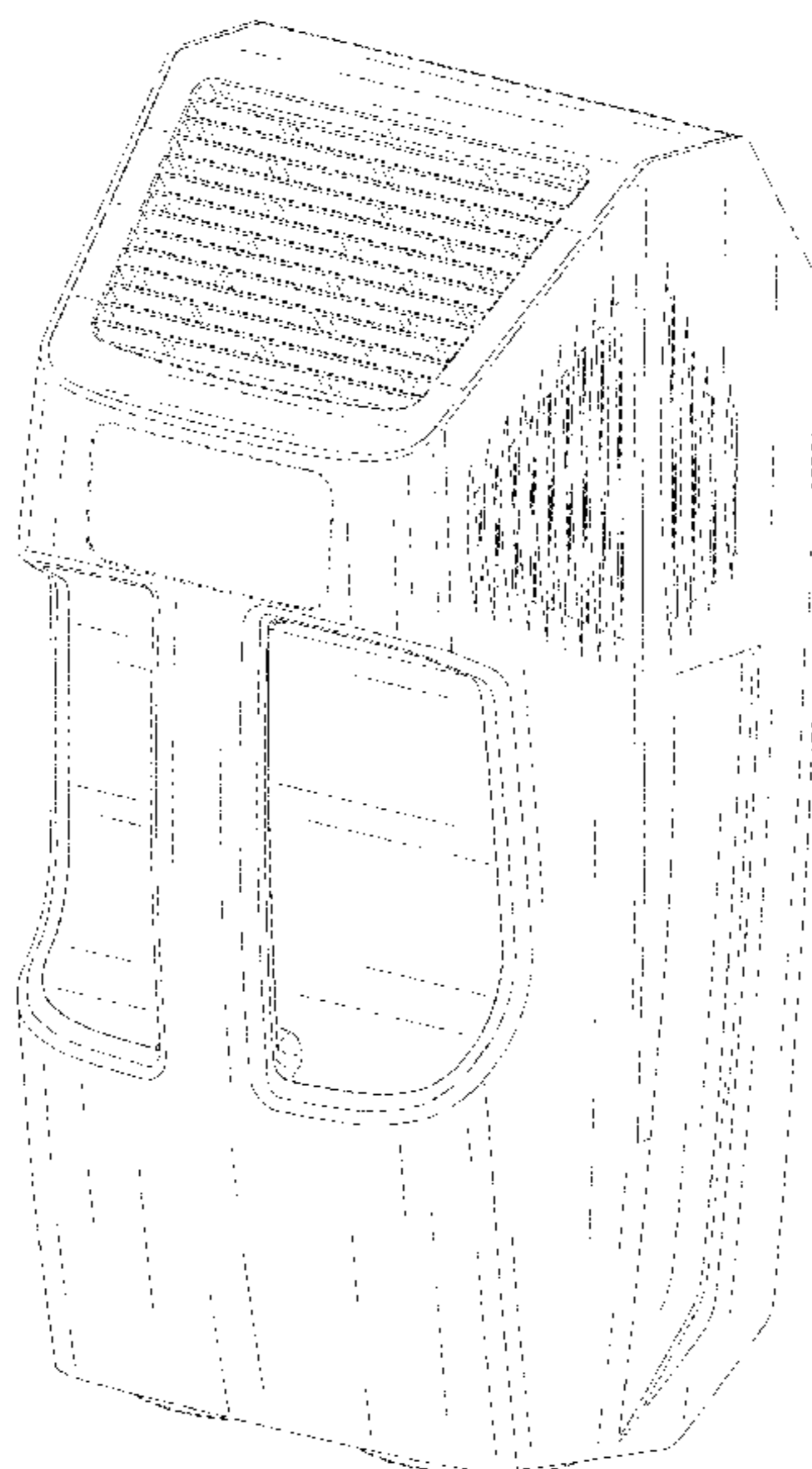
(57) **CLAIM**

The ornamental design for a portable air conditioner, as shown and described.

**DESCRIPTION**

FIG. 1 is a front, right and top perspective view of a portable air conditioner showing my new design;  
FIG. 2 is a rear, left and bottom perspective view thereof;  
FIG. 3 is a front view thereof;  
FIG. 4 is a rear view thereof;  
FIG. 5 is a left side view thereof;  
FIG. 6 is a right side view thereof;  
FIG. 7 is a top view thereof; and,  
FIG. 8 is a bottom view thereof.  
The broken lines depict portions of the portable air conditioner in which the design is embodied that form no part of the claimed design.

**1 Claim, 8 Drawing Sheets**



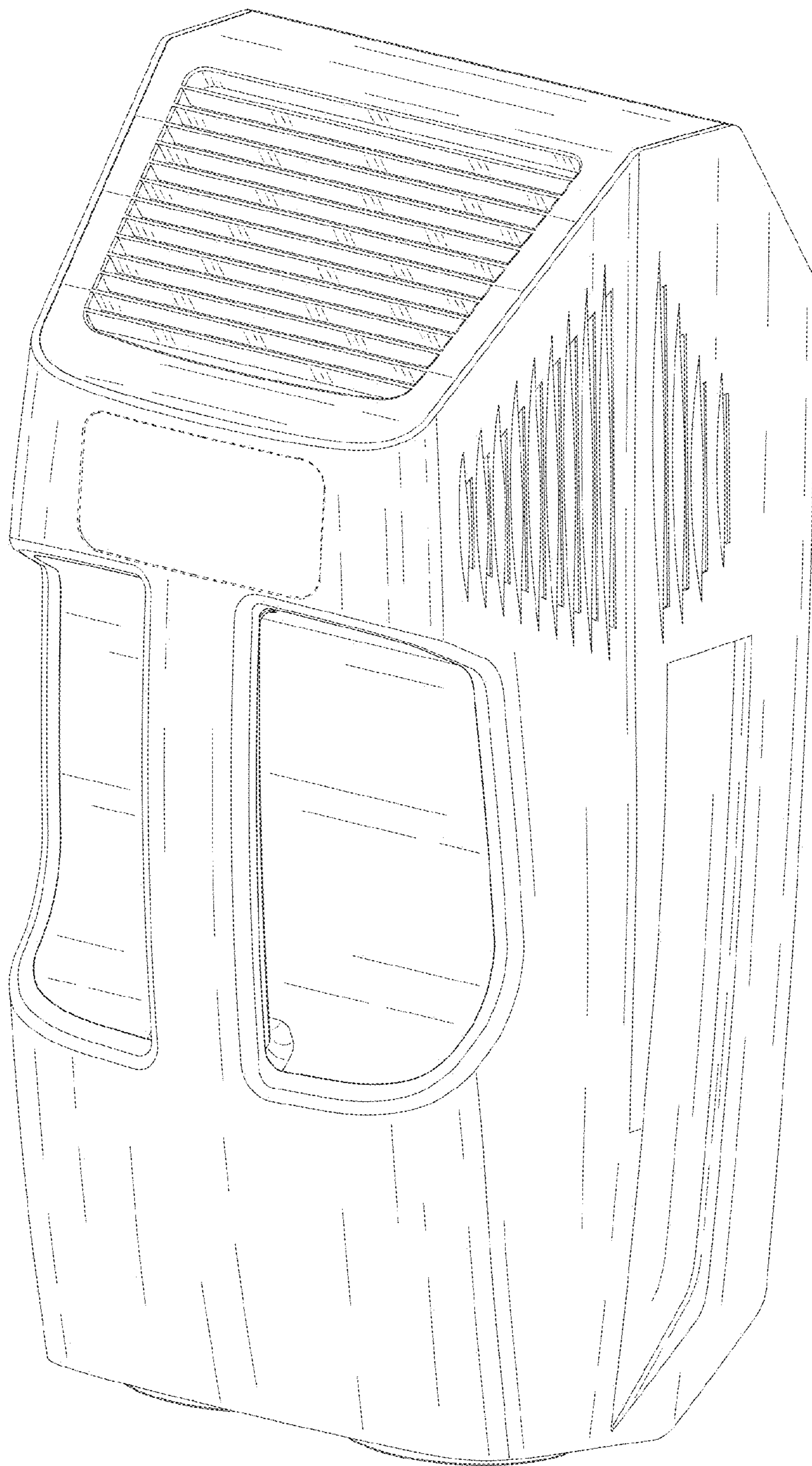


FIG. 1




FIG. 2

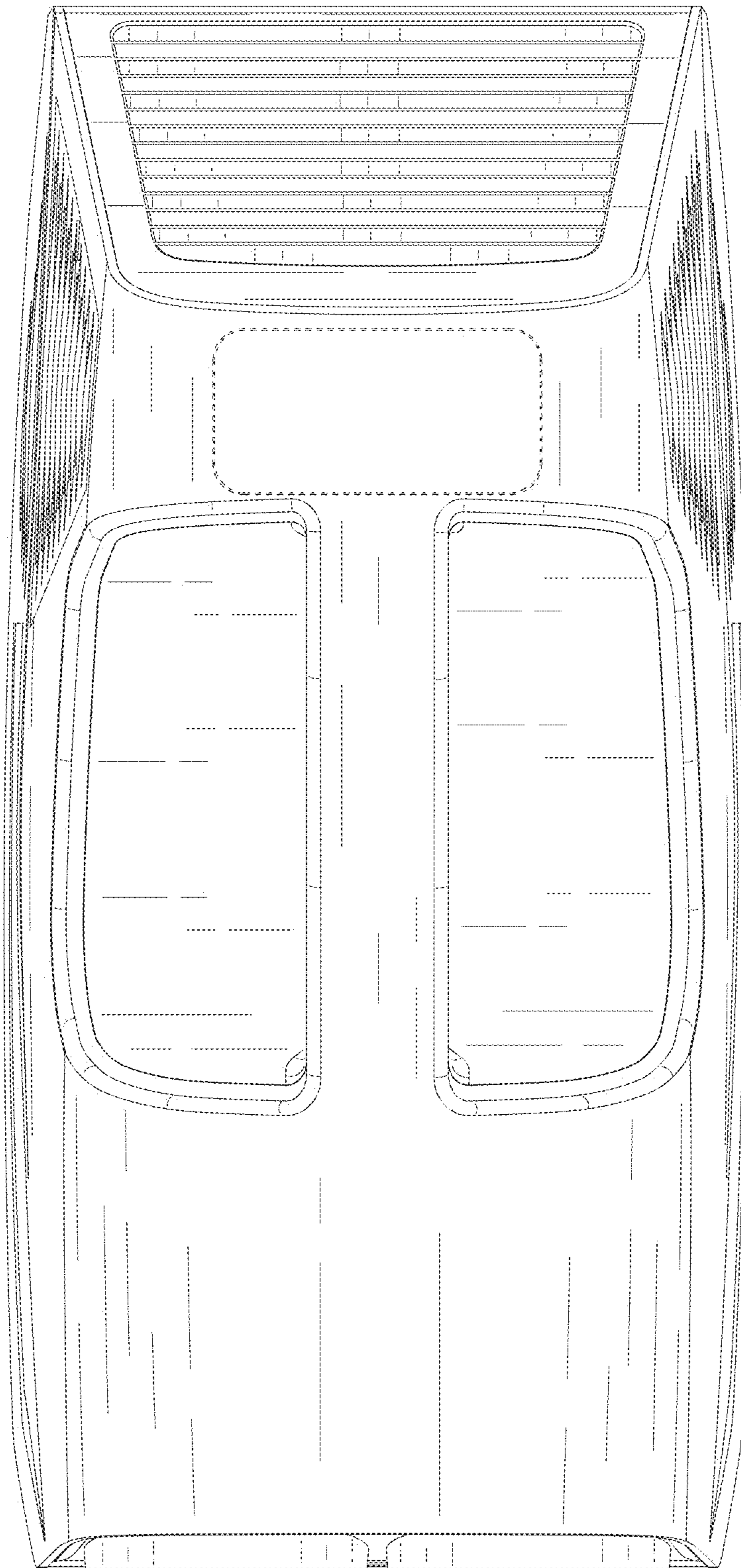


FIG. 3

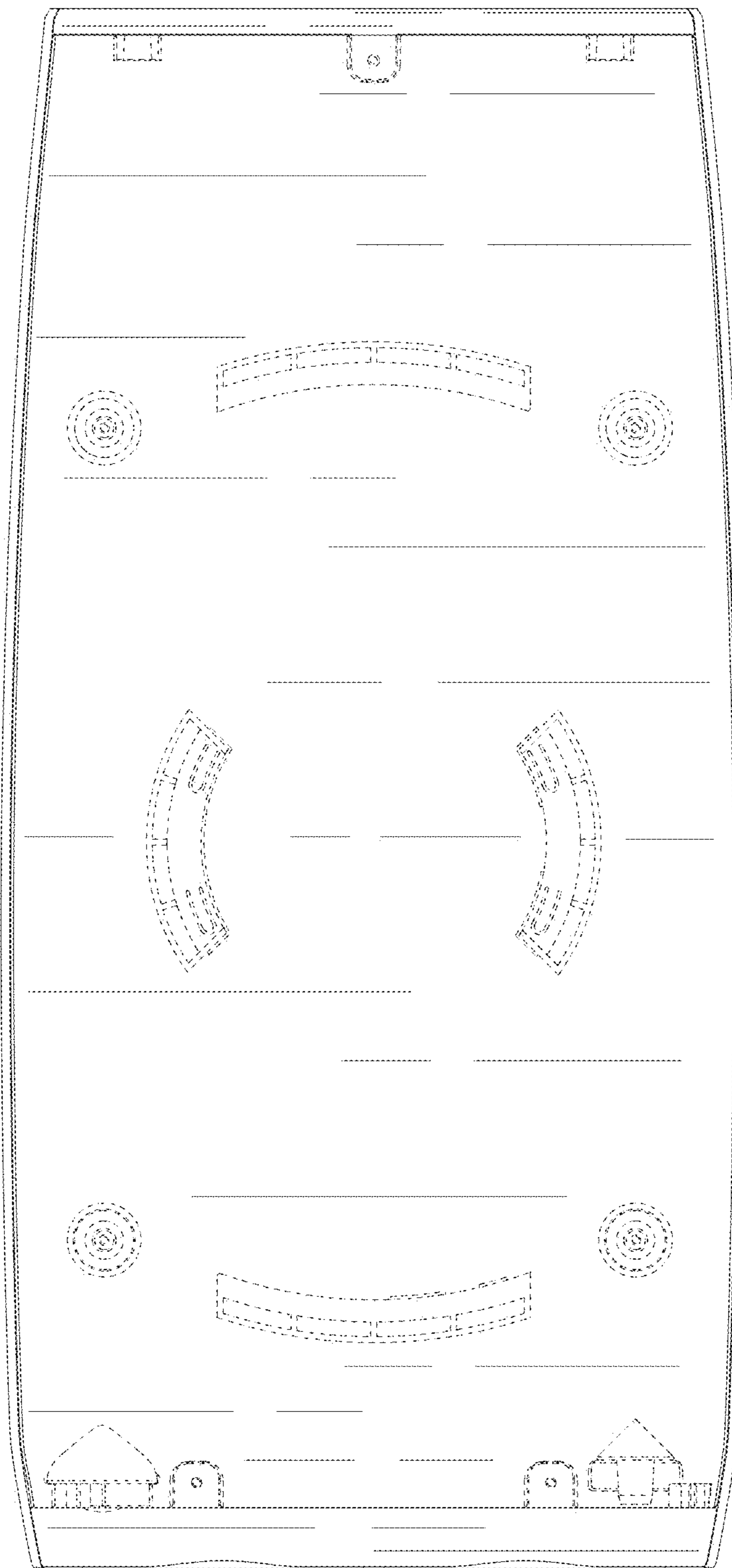


FIG. 4



FIG. 5

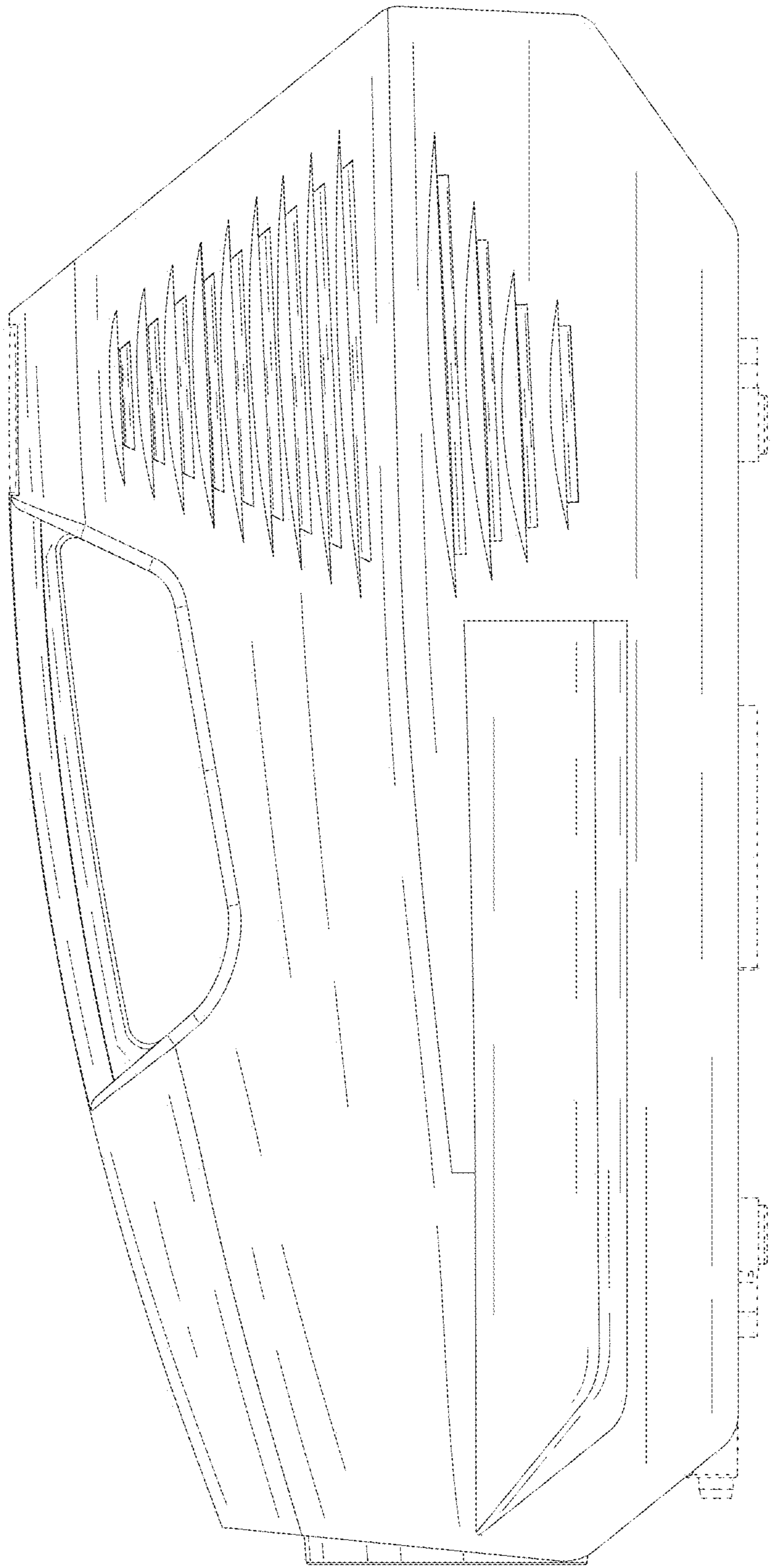


FIG. 6

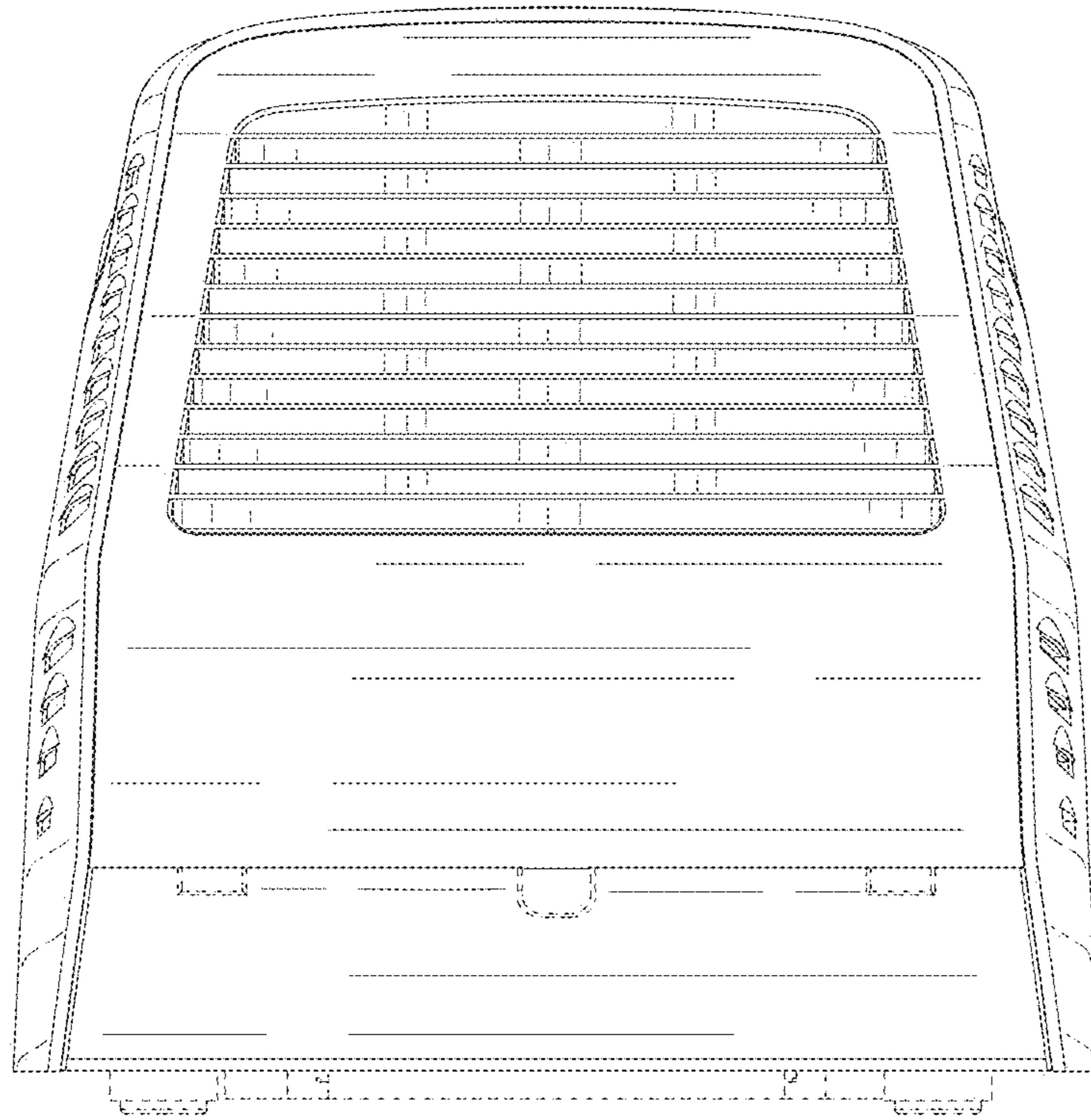


FIG. 7






FIG. 8