

US0D1021908S

(12) **United States Design Patent**
Li

(10) **Patent No.:** **US D1,021,908 S**

(45) **Date of Patent:** **** Apr. 9, 2024**

(54) **LAPTOP CASE**

(71) Applicant: **Peng Li**, Hefei (CN)

(72) Inventor: **Peng Li**, Hefei (CN)

(**) Term: **15 Years**

(21) Appl. No.: **29/921,696**

(22) Filed: **Dec. 19, 2023**

(51) **LOC (14) Cl.** **14-02**

(52) **U.S. Cl.**
USPC **D14/440**

(58) **Field of Classification Search**
USPC D14/440, 447, 250, 439
CPC ... G06F 1/1628; G06F 1/1626; A47B 23/044;
A45C 11/00
See application file for complete search history.

(56) **References Cited**

U.S. PATENT DOCUMENTS

D779,497 S *	2/2017	Meng	D14/440
D808,950 S *	1/2018	Miele	D14/371
D851,093 S *	6/2019	Moore	D14/440
D887,415 S *	6/2020	Claudepierre	D14/440
D933,074 S *	10/2021	Hu	D14/440
D940,145 S *	1/2022	Zhang	D14/440
D941,823 S *	1/2022	Hu	D14/440

D966,271 S	10/2022	Du	
D966,272 S *	10/2022	Chan D14/440
D969,134 S *	11/2022	Chan D14/440
D1,008,272 S *	12/2023	Zhong D14/440
D1,009,876 S *	1/2024	Zhu D14/440

* cited by examiner

Primary Examiner — Cynthia R Underwood

(57) **CLAIM**

The ornamental design for a laptop case, as shown and described.

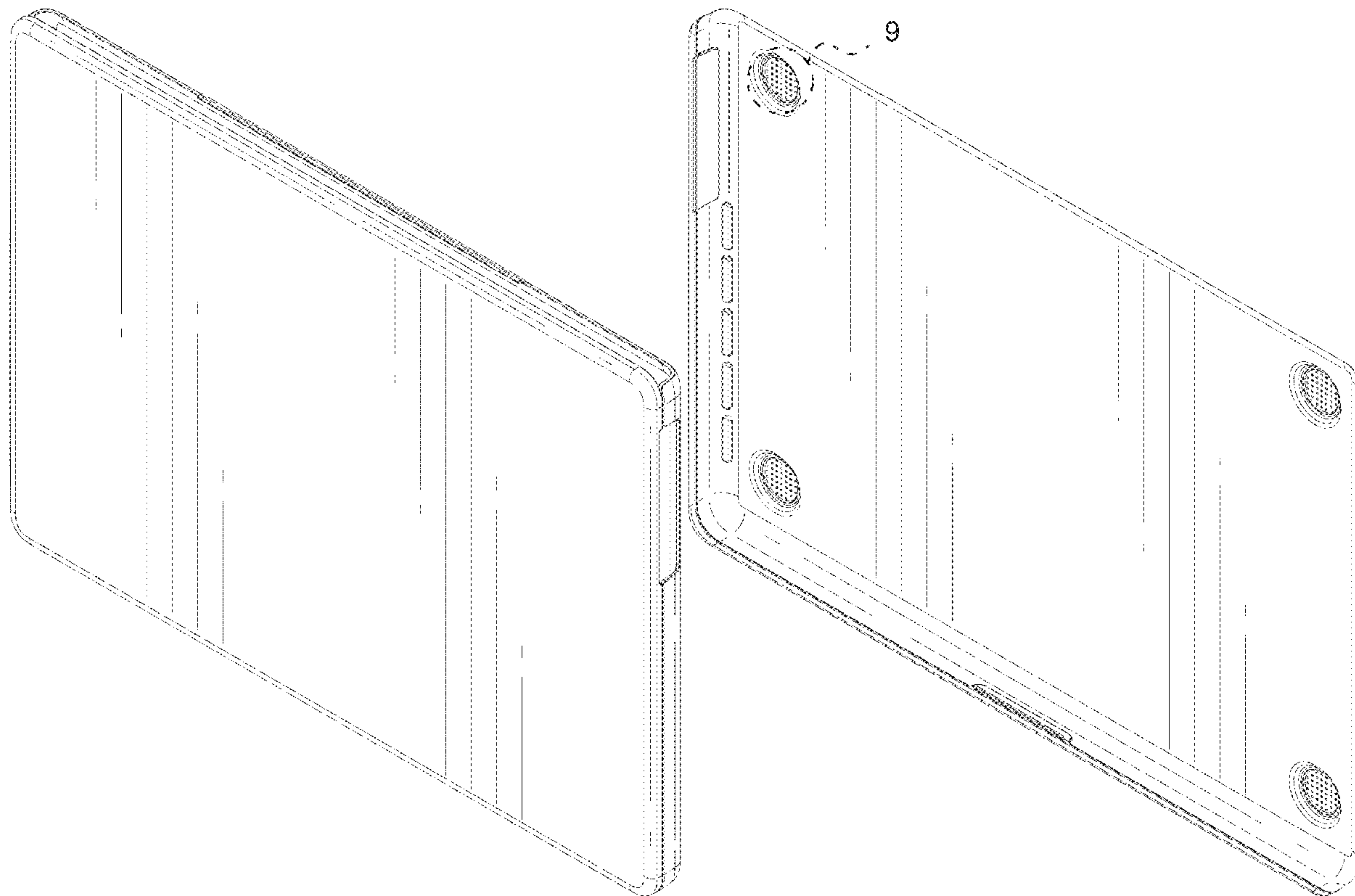
DESCRIPTION

FIG. 1 is a front perspective view of a laptop case, showing my new design;
FIG. 2 is a rear perspective view thereof;
FIG. 3 is a front view thereof;
FIG. 4 is a rear view thereof;
FIG. 5 is a left side view thereof;
FIG. 6 is a right side view thereof;
FIG. 7 is a top view thereof;
FIG. 8 is a bottom view thereof; and,
FIG. 9 is an enlarged detail view of area 9 in FIG. 2.

The broken lines in the drawings illustrate the portions of the laptop case, which form no part of the claimed design.

The dash-dot-dash broken lines encircling the enlarged views are for annotative purposes only and form no part of the claim thereof.

1 Claim, 9 Drawing Sheets



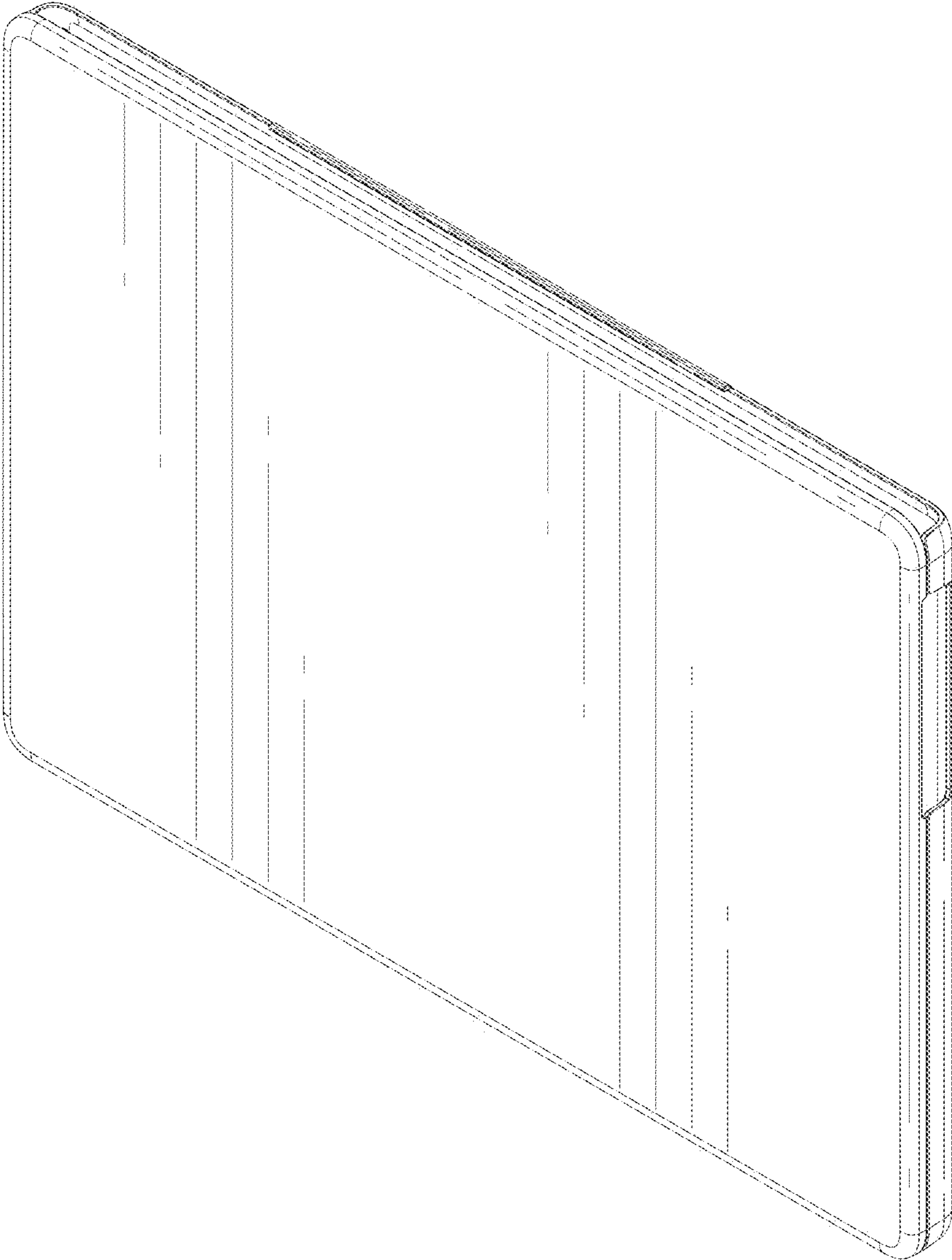


FIG. 1

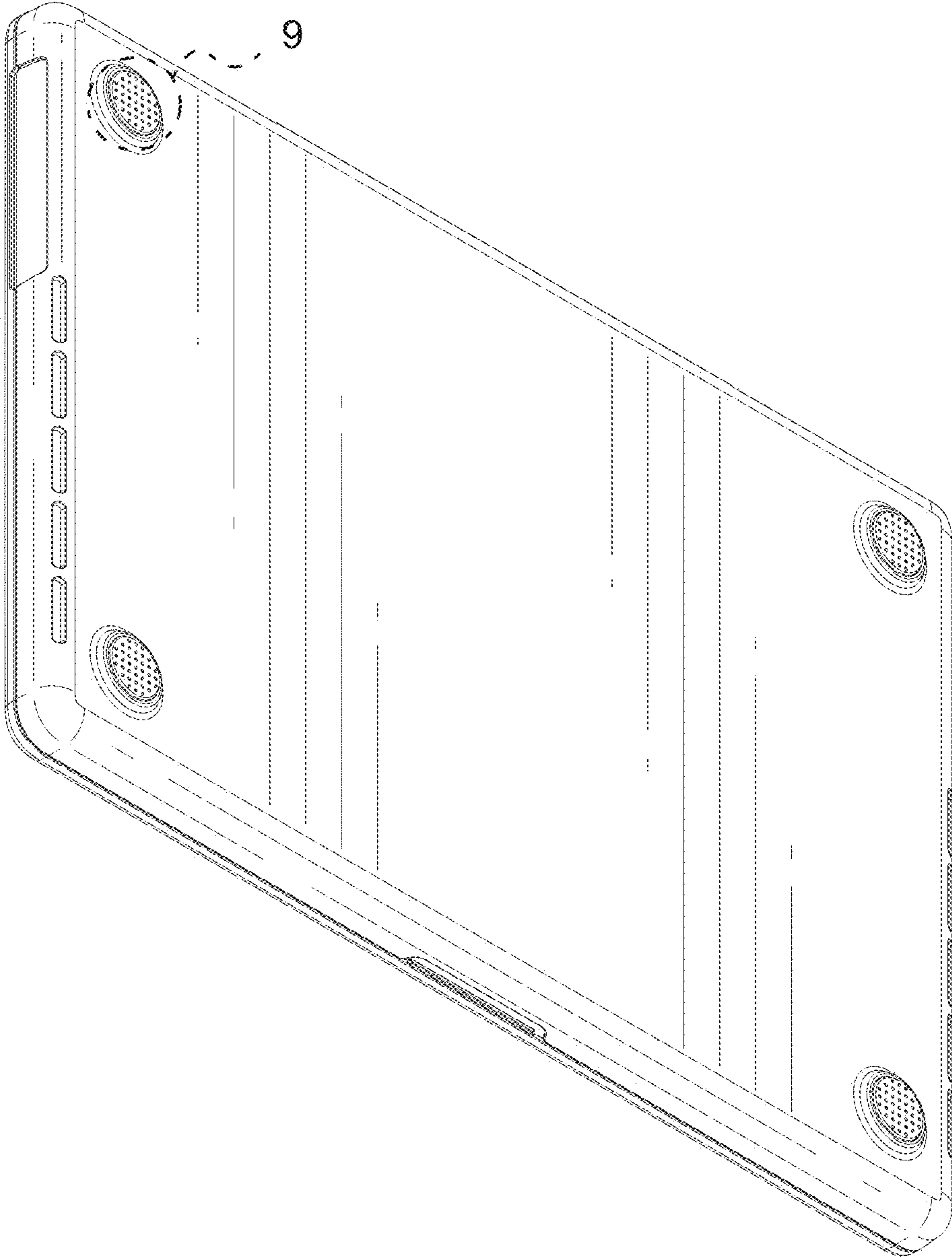


FIG. 2




FIG. 3




FIG. 4




FIG. 5




FIG. 6




FIG. 7




FIG. 8

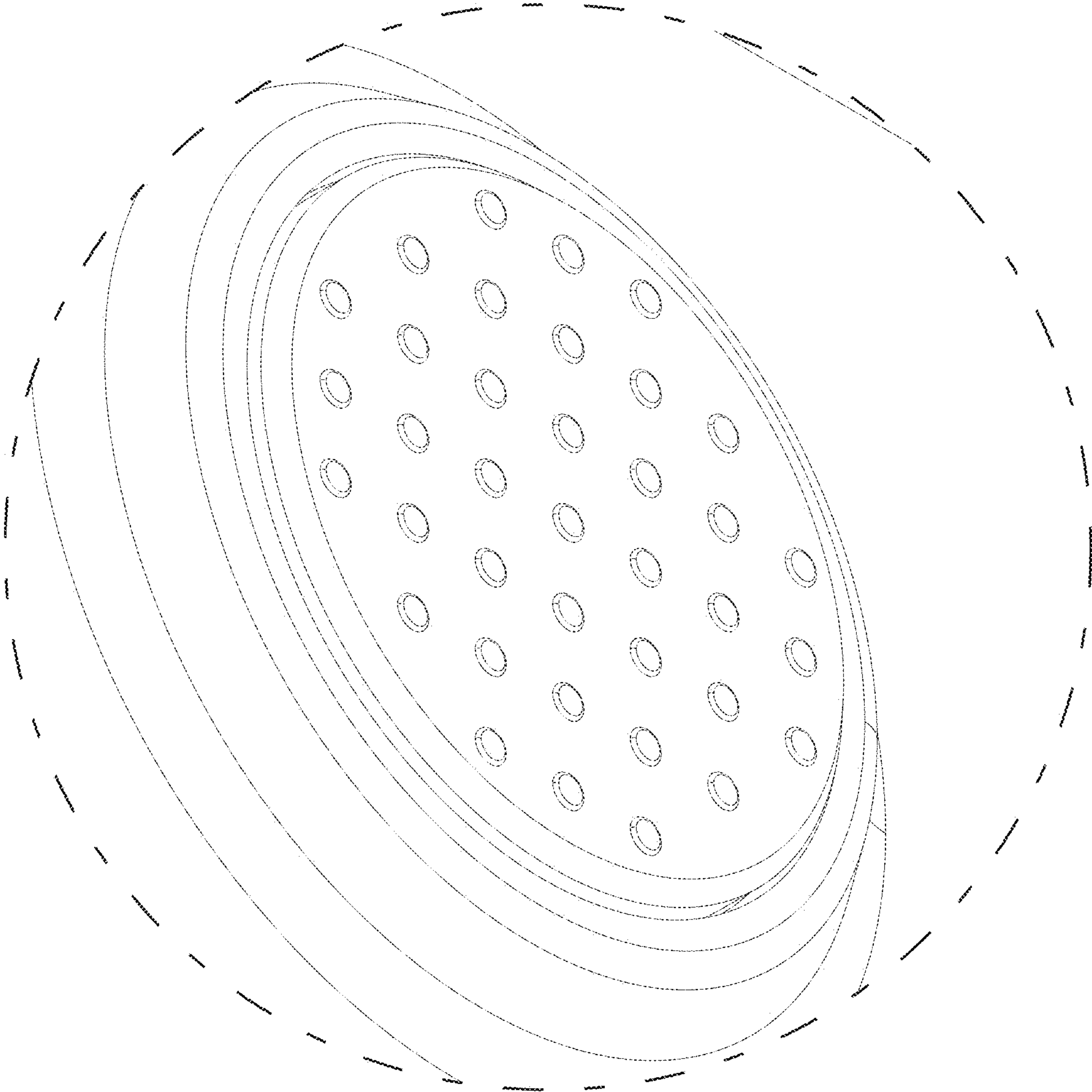


FIG. 9