



US0D1021713S

(12) **United States Design Patent** (10) **Patent No.:** **US D1,021,713 S**
Kimura (45) **Date of Patent:** **** Apr. 9, 2024**

(54) **FRONT BUMPER FOR A MOTOR VEHICLE**

(71) Applicant: **TOYOTA JIDOSHA KABUSHIKI KAISHA**, Toyota (JP)

(72) Inventor: **Satoshi Kimura**, Nagakute (JP)

(73) Assignee: **TOYOTA JIDOSHA KABUSHIKI KAISHA**, Toyota (JP)

(**) Term: **15 Years**

(21) Appl. No.: **29/849,300**

(22) Filed: **Aug. 10, 2022**

(30) **Foreign Application Priority Data**

Feb. 15, 2022 (JP) 2022-002761 D

(51) **LOC (14) Cl.** **12-16**

(52) **U.S. Cl.**
USPC **D12/169**

(58) **Field of Classification Search**
USPC D12/169, 196, 86, 90-92, 163, 190, 98,
D12/164; 293/102, 113, 115, 117, 120,
293/193.11; 296/180.1, 180.2
CPC B60R 19/02; B60R 19/04; B62D 25/08
See application file for complete search history.

(56) **References Cited**

U.S. PATENT DOCUMENTS

D737,182 S *	8/2015	Takei	D12/169
D737,737 S *	9/2015	Kim	D12/169
D743,845 S *	11/2015	Hirai	D12/92
D842,176 S *	3/2019	Lee	D12/169
D842,775 S *	3/2019	Lee	D12/169
D859,243 S *	9/2019	Kimura	D12/169
D860,080 S *	9/2019	Kanasugi	D12/169
D883,867 S *	5/2020	Hayashi	D12/169

D907,542 S *	1/2021	Kimura	D12/169
D908,559 S *	1/2021	Kimura	D12/169
D919,502 S *	5/2021	Sato	D12/169
D935,956 S *	11/2021	Hirai	D12/169
D935,957 S *	11/2021	Isogai	D12/169
D935,958 S *	11/2021	Isogai	D12/169
D939,402 S *	12/2021	Kushima	D12/169
D958,023 S *	7/2022	Nakagawa	D12/169
D972,468 S *	12/2022	Kanasugi	D12/169

OTHER PUBLICATIONS

NetCarShow.com: <https://www.netcarshow.com/lexus/2020-rx/>; Model: Lexus RX F-Sport (2020); Mfg. Toyota; available on at least Apr. 26, 2021.

NetCarShow.com: <https://www.netcarshow.com/lexus/2021-is/>; Model: Lexus is F-Sport (2021); Mfg. Toyota; available on at least Apr. 26, 2021.

* cited by examiner

Primary Examiner — Melody N Brown

(74) *Attorney, Agent, or Firm* — Finnegan, Henderson, Farabow, Garrett & Dunner, LLP

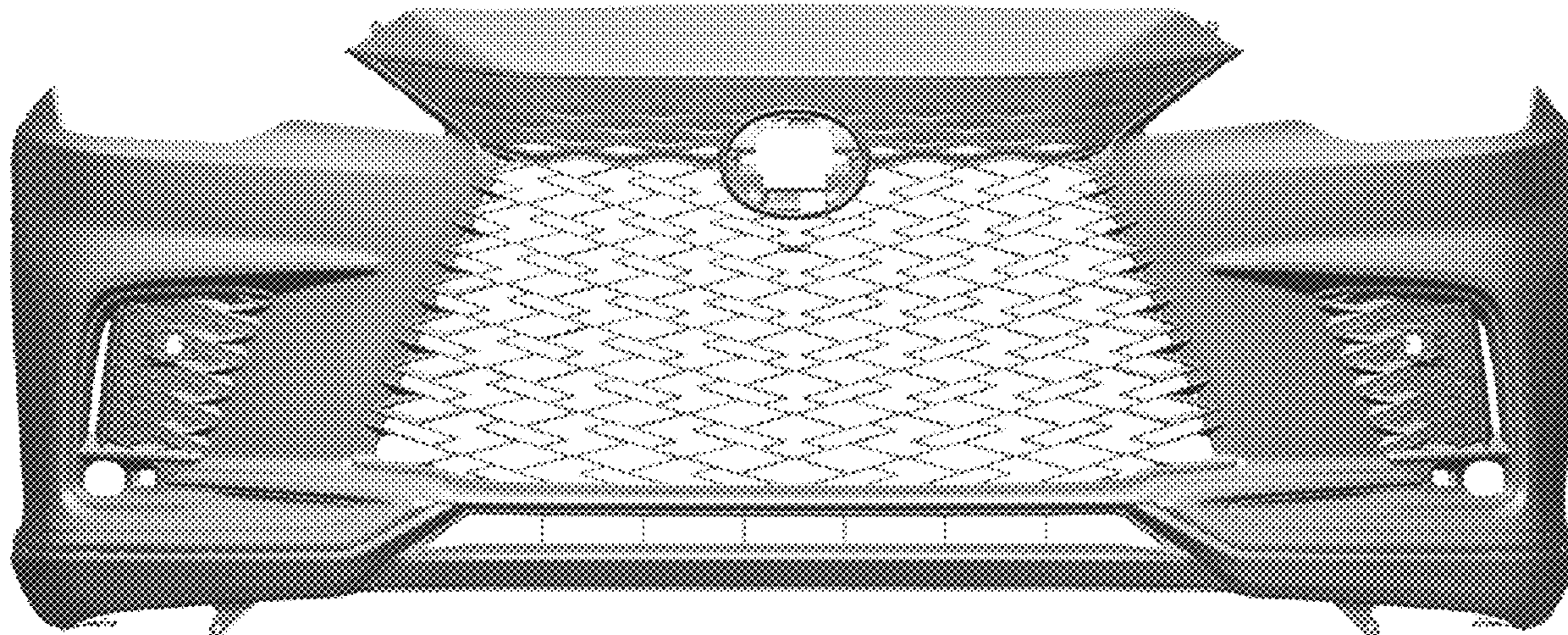
(57) **CLAIM**

The ornamental design for a front bumper for a motor vehicle, as shown and described.

DESCRIPTION

FIG. 1 is a front perspective view of a front bumper for a motor vehicle showing my new design; FIG. 2 is a front view thereof; FIG. 3 is a rear view thereof; FIG. 4 is a right side view thereof; FIG. 5 is a left side view thereof; FIG. 6 is a top view thereof; and, FIG. 7 is a bottom view thereof.

1 Claim, 7 Drawing Sheets



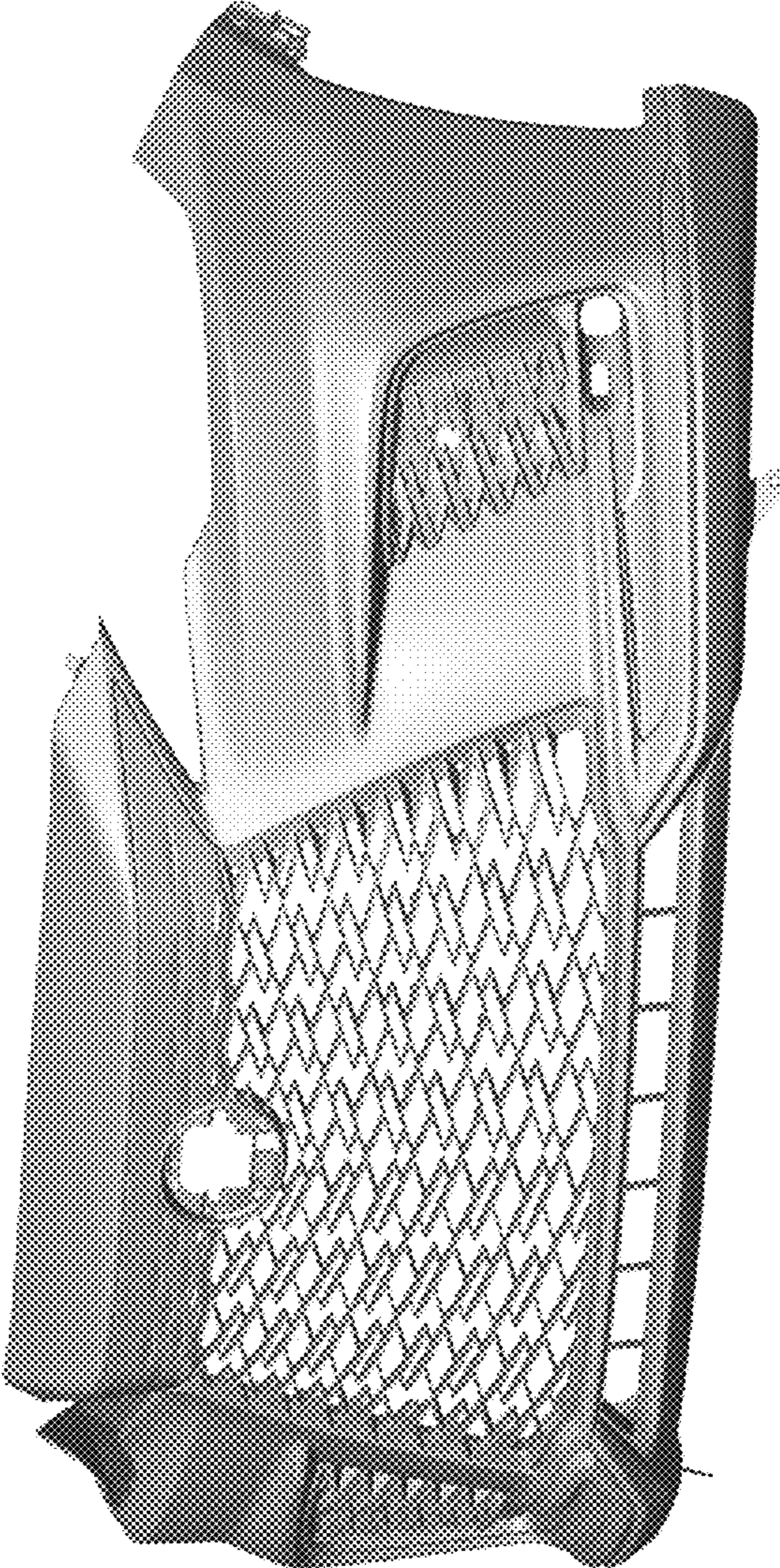


FIG. 1

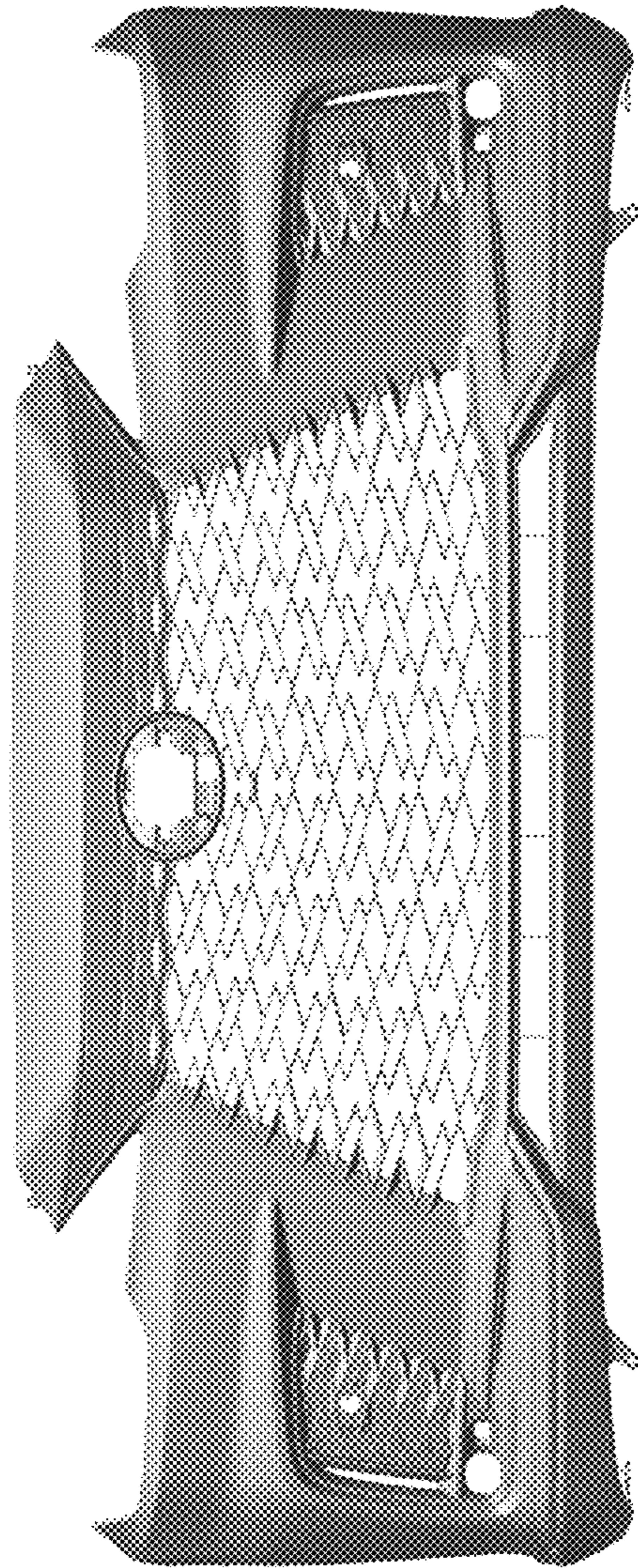


FIG. 2




FIG. 3




FIG. 4




FIG. 5

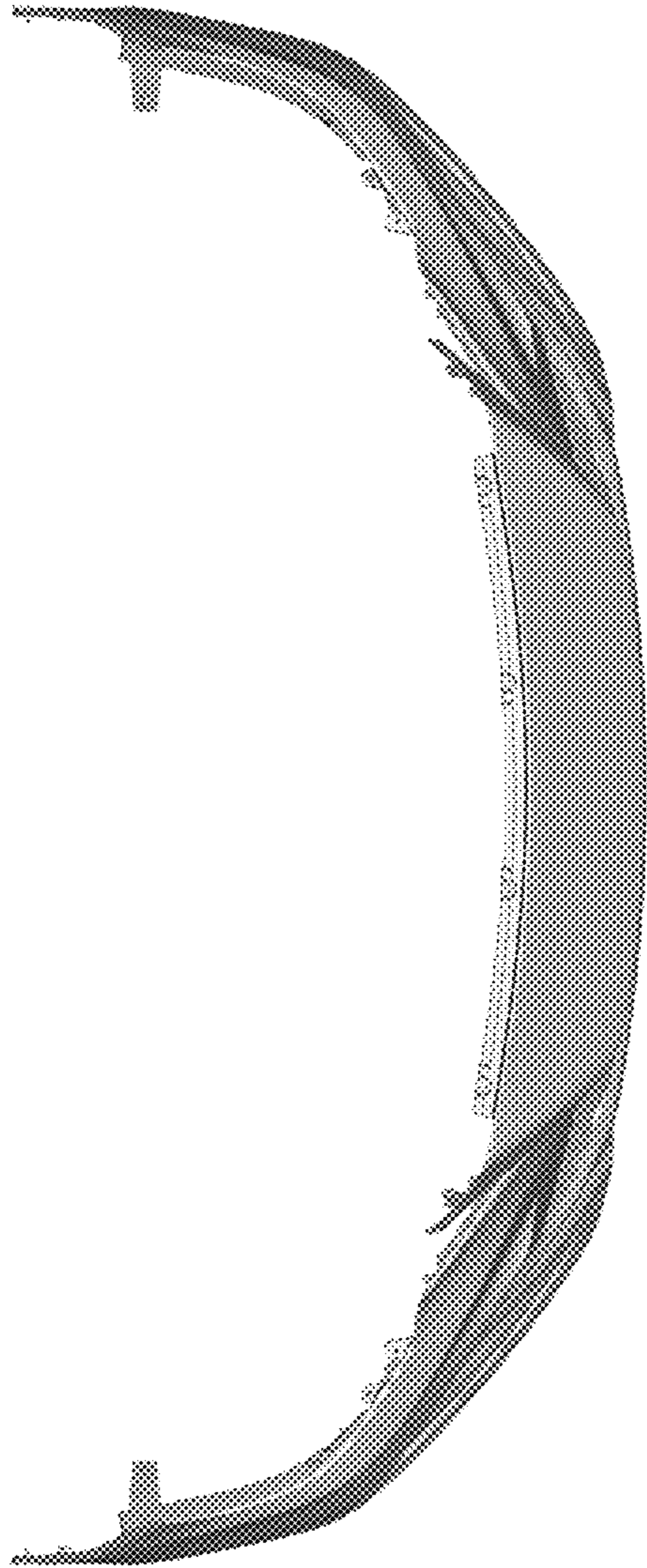


FIG. 6




FIG. 7