



US0D1021601S

(12) **United States Design Patent** (10) **Patent No.: US D1,021,601 S**  
**Levand et al.** (45) **Date of Patent: \*\* Apr. 9, 2024**

(54) **PREP TOOL**

(71) Applicant: **THE SHERWIN-WILLIAMS COMPANY**, Cleveland, OH (US)  
(72) Inventors: **Victor J. Levand**, Lyndhurst, OH (US); **Joshua R. Robertson**, North Ridgeville, OH (US); **Edward R. Goodwin, Jr.**, Westlake, OH (US); **Sarah Bridget Mulroy**, Rocky River, OH (US); **Sharad Gaurav**, Lakewood, OH (US); **Randi Boss**, Avon Lake, OH (US); **Michael C. Lambertson, Jr.**, Aurora, OH (US)

(73) Assignee: **The Sherwin-Williams Company**, Cleveland, OH (US)

(\*\*) Term: **15 Years**

(21) Appl. No.: **29/892,175**

(22) Filed: **May 15, 2023**

**Related U.S. Application Data**

(63) Continuation of application No. 29/795,304, filed on Jun. 17, 2021, now Pat. No. Des. 990,281, which is a continuation of application No. 29/713,159, filed on Nov. 14, 2019, now Pat. No. Des. 925,326, which is a continuation of application No. 29/629,390, filed on Dec. 13, 2017, now Pat. No. Des. 873,113, which is a continuation of application No. 29/554,068, filed on Feb. 8, 2016, now Pat. No. Des. 808,241.

(51) **LOC (14) Cl.** ..... **08-05**

(52) **U.S. Cl.**  
USPC ..... **D8/107**

(58) **Field of Classification Search**  
USPC ..... D8/45, 107, 14, 82, 83; D4/138; D7/395; D32/46, 49, 52  
CPC ..... B25G 1/105; B25G 1/102; B25G 1/125; B25G 1/10; B25F 1/00; Y10T 16/44; Y10T 16/498; Y10T 16/476; A47L 13/022

See application file for complete search history.

(56) **References Cited**

U.S. PATENT DOCUMENTS

4,620,369 A 11/1986 Gercken  
5,251,352 A 10/1993 Cullison  
D345,289 S 3/1994 Sakai  
D347,374 S 5/1994 Sakai

(Continued)

FOREIGN PATENT DOCUMENTS

CN 3509667 3/2006  
CN 300768755 4/2008

(Continued)

*Primary Examiner* — Philip S Hyder

(74) *Attorney, Agent, or Firm* — Tucker Ellis LLP

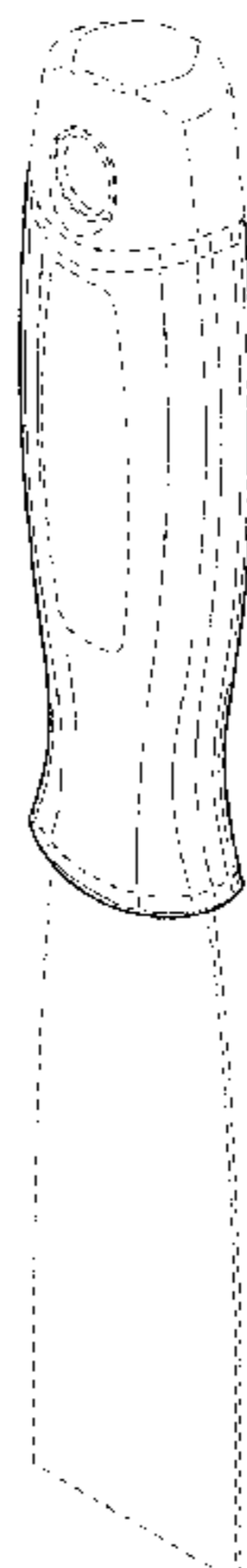
(57) **CLAIM**

The ornamental design for a prep tool, as shown and described.

**DESCRIPTION**

FIG. 1 is a perspective view of a prep tool showing our new design;  
FIG. 2 is front view of the prep tool illustrated in FIG. 1;  
FIG. 3 is a rear view of the prep tool illustrated in FIG. 1;  
FIG. 4 is a left side view of the prep tool illustrated in FIG. 1;  
FIG. 5 is a right side view of the prep tool illustrated in FIG. 1;  
FIG. 6 is a bottom view of the prep tool illustrated in FIG. 1; and,  
FIG. 7 is a top view of the prep tool illustrated in FIG. 1. The broken lines depict portions of the prep tool in which the design is embodied that are not considered part of the claimed design.

**1 Claim, 4 Drawing Sheets**



(56)

References Cited

U.S. PATENT DOCUMENTS

D347,375 S 5/1994 Sakai  
 D348,599 S 7/1994 Sakai  
 D356,723 S 3/1995 Sakai  
 5,450,670 A 9/1995 Sakai  
 D367,599 S 3/1996 Sakai  
 5,546,625 A 8/1996 Mealey, Sr.  
 5,615,445 A 4/1997 Kelsay et al.  
 D386,857 S 11/1997 Lawrence  
 D388,671 S 1/1998 Suganami  
 D399,621 S 10/1998 Henke  
 5,822,867 A 10/1998 Sakai  
 5,887,347 A 3/1999 Gibbs  
 D414,395 S 9/1999 Panfili  
 5,956,788 A 9/1999 Henke  
 5,956,799 A 9/1999 Panaccione et al.  
 5,964,035 A 10/1999 Poehlmann  
 5,979,058 A 11/1999 Henke  
 6,009,581 A 1/2000 Davis et al.  
 D420,887 S 2/2000 Chen  
 D421,890 S 3/2000 Alexander et al.  
 6,131,290 A 10/2000 Chiou  
 6,182,317 B1 2/2001 Huang  
 D444,692 S 7/2001 Marquardt  
 D446,104 S 8/2001 Chen  
 D446,437 S 8/2001 Chen  
 D456,236 S 4/2002 Norton  
 D462,251 S 9/2002 Collins et al.  
 D468,617 S 1/2003 Wang  
 D468,989 S 1/2003 Gringer et al.  
 D472,125 S 3/2003 Hsu  
 6,530,098 B1 3/2003 Gringer et al.  
 D482,588 S 11/2003 Lai  
 D483,244 S 12/2003 Chen  
 6,668,751 B1 12/2003 Henke  
 D487,387 S 3/2004 Chen  
 D490,290 S 5/2004 Norton  
 D498,124 S 11/2004 Mitchell  
 6,826,836 B1 12/2004 Lin  
 6,836,967 B1 1/2005 Sakai  
 D516,394 S 3/2006 Chen  
 D517,896 S 3/2006 Hsu  
 D520,827 S 5/2006 Denton  
 D526,881 S 8/2006 Holby  
 D527,244 S 8/2006 Holby  
 D534,781 S 1/2007 Chen  
 D535,174 S 1/2007 Chen  
 D535,541 S 1/2007 Holby  
 D551,053 S 9/2007 Bruno et al.  
 D565,383 S 4/2008 Bruno et al.  
 D569,215 S 5/2008 Chiu

D572,565 S 7/2008 Perez et al.  
 7,434,318 B2 10/2008 Perez et al.  
 D581,764 S 12/2008 Kinskey et al.  
 D599,642 S 9/2009 Su  
 7,587,778 B2 9/2009 Rosso et al.  
 D608,177 S 1/2010 Perlman  
 D609,992 S 2/2010 Delaney  
 D612,702 S 3/2010 Perlman  
 7,788,760 B2 9/2010 Schneble  
 7,818,843 B2 10/2010 Kinskey et al.  
 D629,578 S 12/2010 Molina  
 8,205,341 B2 6/2012 Rosso et al.  
 8,291,597 B2 10/2012 Hawk et al.  
 D674,259 S 1/2013 Metaxatos et al.  
 D674,260 S 1/2013 Metaxatos et al.  
 8,464,382 B2 6/2013 Chu  
 8,490,288 B1 7/2013 Mollick et al.  
 D693,077 S 11/2013 Thompson  
 8,819,944 B2 9/2014 Farland et al.  
 8,832,943 B2 9/2014 Sakai  
 8,844,087 B2 9/2014 Marsden et al.  
 8,844,410 B2 9/2014 Henke et al.  
 8,856,995 B2 10/2014 Arvinte et al.  
 D719,433 S 12/2014 Cooper et al.  
 D925,326 S \* 7/2021 Levand ..... D8/107  
 2002/0073554 A1 6/2002 Chen  
 2007/0074401 A1 4/2007 Myers et al.  
 2007/0124881 A1 6/2007 Daugherty  
 2009/0084233 A1 4/2009 Rosso et al.  
 2009/0139051 A1 6/2009 Hobbs  
 2009/0293200 A1 12/2009 Rosso et al.  
 2010/0117262 A1 5/2010 Gringer  
 2010/0192381 A1 8/2010 Sakai  
 2011/0107603 A1 5/2011 Giuntoli et al.  
 2011/0138540 A1 6/2011 Kinskey et al.  
 2012/0137445 A1 6/2012 Arvinte et al.  
 2012/0144678 A1 6/2012 Chen  
 2012/0246946 A1 10/2012 Kreitz et al.  
 2013/0227794 A1 9/2013 Wang

FOREIGN PATENT DOCUMENTS

CN 300840659 10/2008  
 CN 300845692 11/2008  
 CN 301211005 5/2010  
 CN 301456087 2/2011  
 CN 302173179 11/2012  
 CN 302214939 12/2012  
 CN 302276247 1/2013  
 CN 302296356 1/2013  
 CN 302313081 2/2013  
 CN 302439605 5/2013

\* cited by examiner

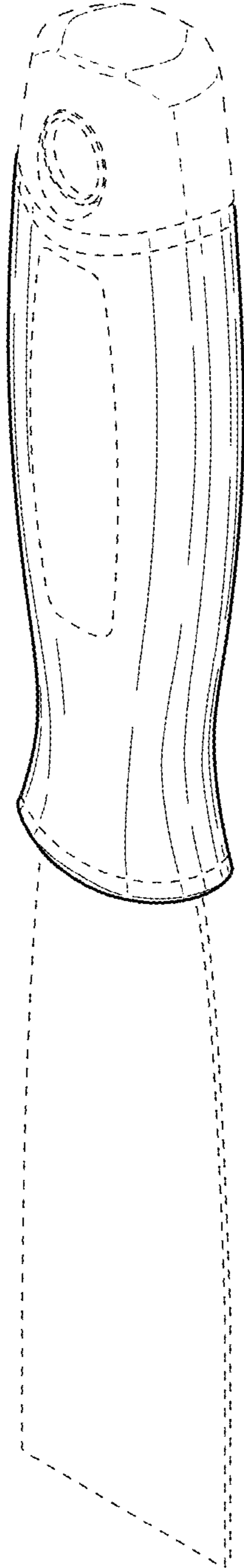


FIG. 1

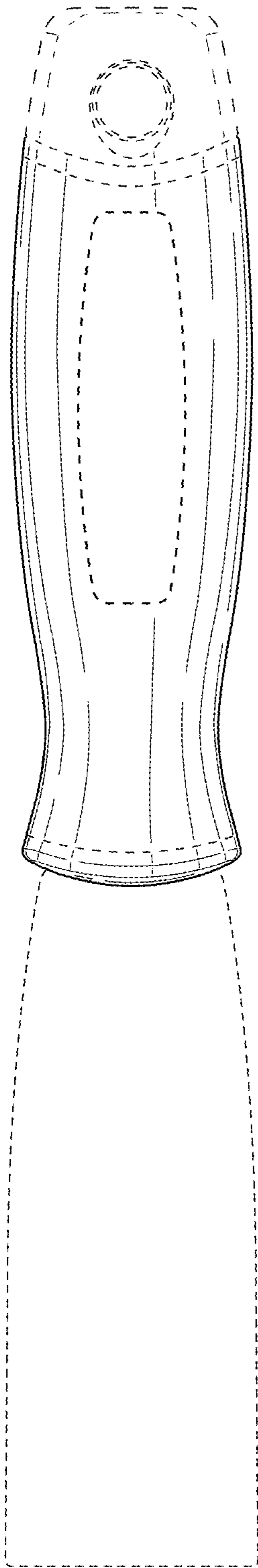


FIG. 2

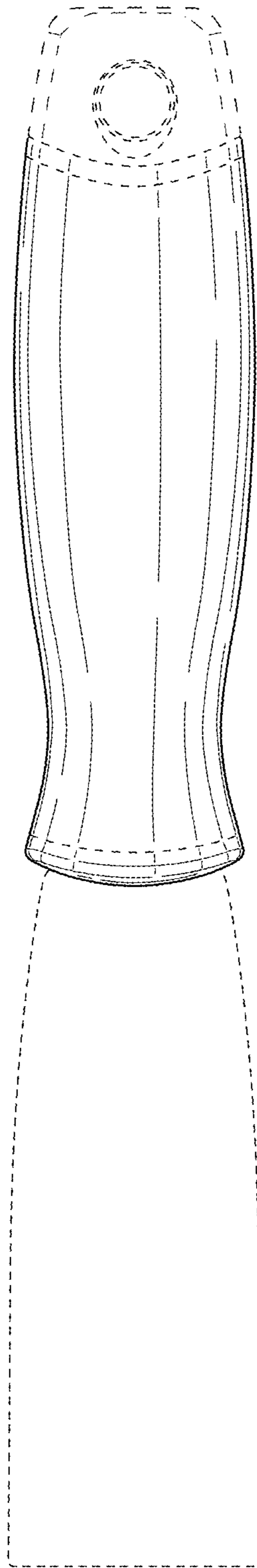


FIG. 3

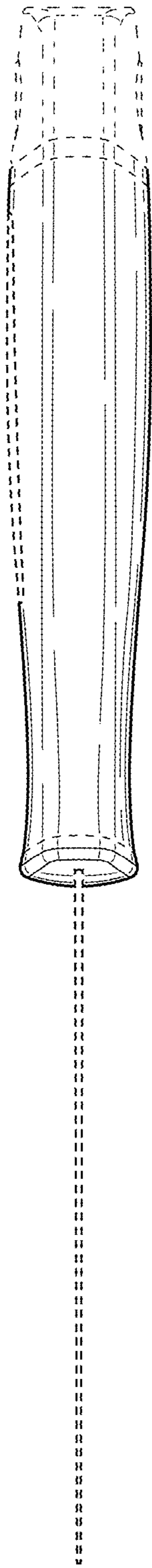


FIG. 4

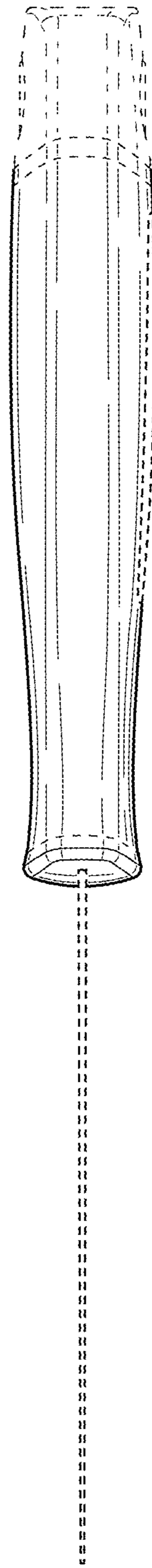


FIG. 5

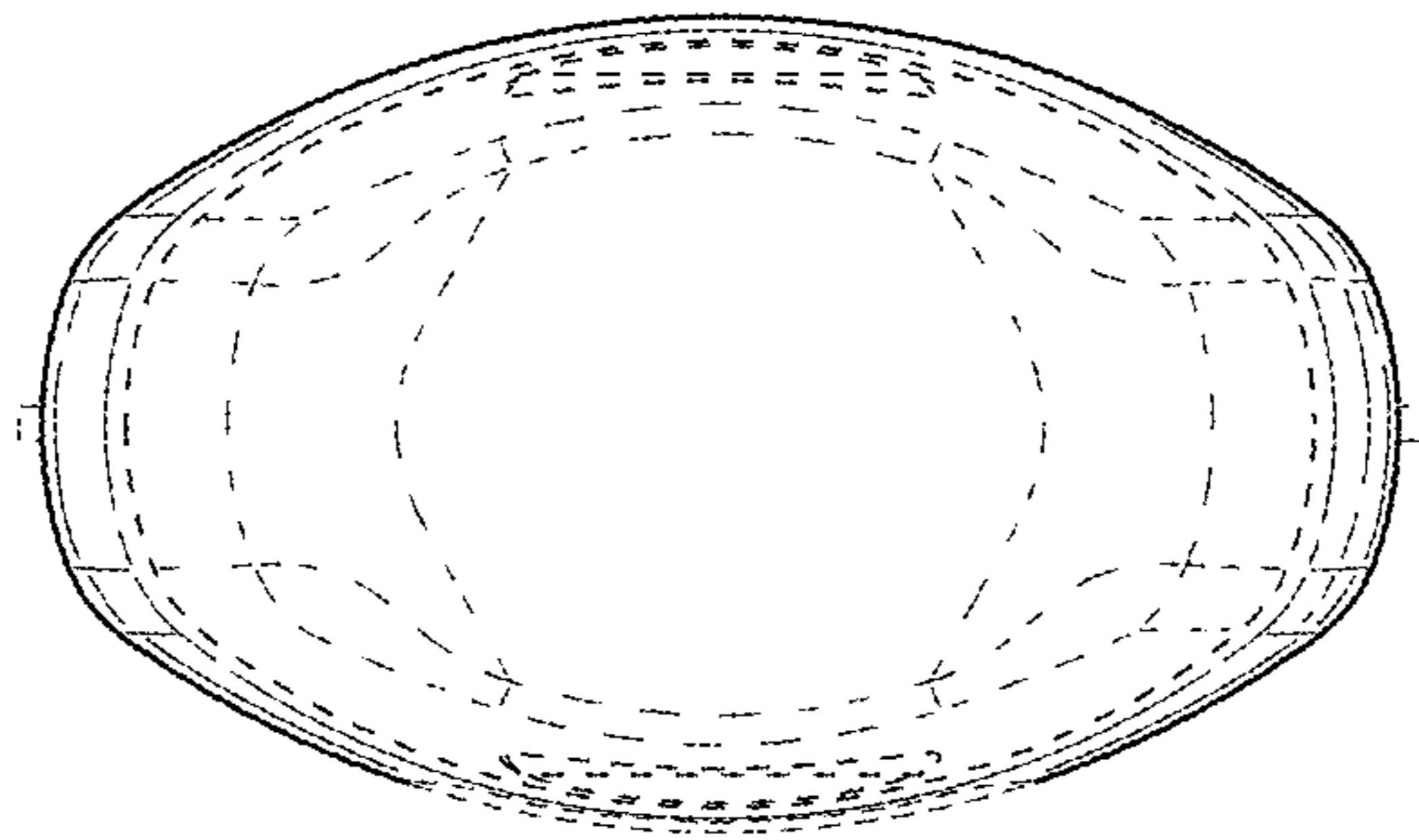


FIG. 6

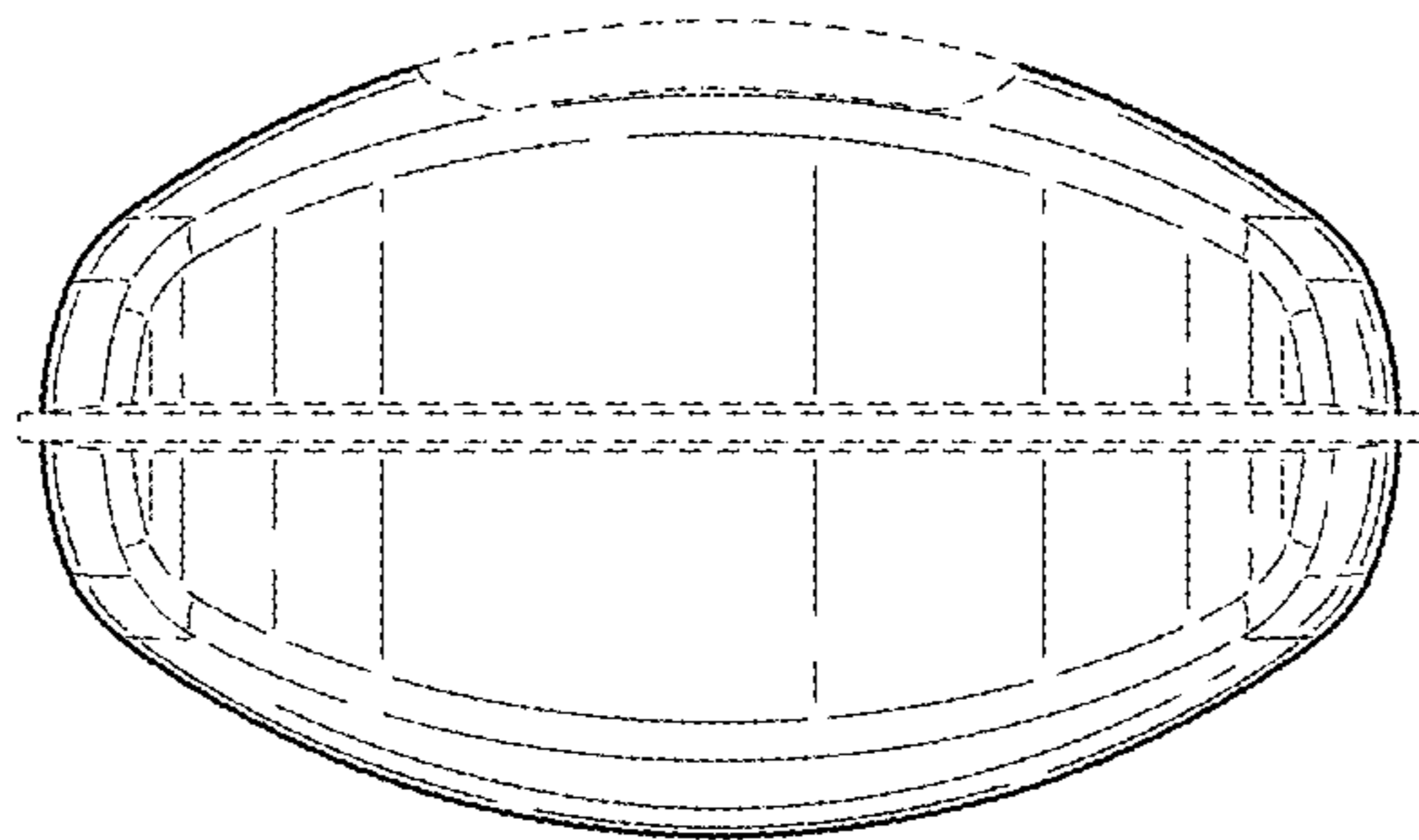


FIG. 7