



US0D1020984S

(12) **United States Design Patent** (10) **Patent No.:** **US D1,020,984 S**
Soodeen (45) **Date of Patent:** **** *Apr. 2, 2024**

(54) **ATMOSPHERIC WATER GENERATOR**

(71) Applicant: **Kara Atmospheric Water Inc.**

(72) Inventor: **Cody Soodeen**, Stroudsburg, PA (US)

(73) Assignee: **Kara Water, Inc.**, New York, NY (US)

(*) Notice: This patent is subject to a terminal disclaimer.

(**) Term: **15 Years**

(21) Appl. No.: **29/716,234**

(22) Filed: **Dec. 8, 2019**

(51) **LOC (14) Cl.** **23-01**

(52) **U.S. Cl.**
USPC **D23/207**

(58) **Field of Classification Search**
USPC D7/305-311; D23/202, 207, 209-210,
D23/213, 273-274, 284, 301, 308, 316,
D23/318
CPC B01D 5/0006; F24H 1/40; F24H 1/406;
F24H 1/48; F24H 1/50; F24F 5/0035
See application file for complete search history.

(56) **References Cited**

U.S. PATENT DOCUMENTS

| | | | | |
|--------------|---------|----------|-------|---------|
| D486,882 S * | 2/2004 | Riddell | | D23/207 |
| D651,686 S * | 1/2012 | Wilson | | D23/207 |
| D795,629 S * | 8/2017 | Ullman | | D7/306 |
| D799,255 S * | 10/2017 | Ullman | | D7/306 |
| D822,789 S * | 7/2018 | Tieleman | | D23/200 |
| D826,371 S * | 8/2018 | Giordano | | D23/207 |
| D837,735 S * | 1/2019 | Marcille | | D13/112 |
| D841,791 S * | 2/2019 | Fritz | | D23/318 |

| | | | | |
|--------------|---------|---------------|-------|---------|
| D842,443 S * | 3/2019 | Shono | | D23/318 |
| D849,898 S * | 5/2019 | Fritz | | D23/318 |
| D860,418 S * | 9/2019 | Zheng | | D23/318 |
| D865,925 S * | 11/2019 | Jurczyszak | | D23/318 |
| D897,511 S * | 9/2020 | Deivasigamani | | D23/318 |
| D943,719 S * | 2/2022 | Kollmann | | D23/318 |
| D946,959 S * | 3/2022 | Dou | | D7/311 |
| D950,692 S * | 5/2022 | Oliva | | D23/318 |
| D962,401 S * | 8/2022 | Kollmann | | D23/318 |
| D969,961 S * | 11/2022 | Salim | | D23/207 |

* cited by examiner

Primary Examiner — Dana K Weiland

Assistant Examiner — Jonathan E Fiencke

(74) *Attorney, Agent, or Firm* — Michael D. Eisenberg

(57) **CLAIM**

The ornamental design for a atmospheric water generator, as shown and described.

DESCRIPTION

FIG. 1 is a top perspective view of an atmospheric water generator showing my new design; FIG. 2 is a bottom perspective view of the atmospheric water generator; FIG. 3 is a front view of the atmospheric water generator; FIG. 4 is a rear view of the atmospheric water generator; FIG. 5 is a right side view of the atmospheric water generator; FIG. 6 is a left side view of the atmospheric water generator; FIG. 7 is a top view of the atmospheric water generator; and, FIG. 8 is a bottom view of the atmospheric water generator. The broken lines and areas within depict portions of the atmospheric water generator that form no part of the claimed design.

1 Claim, 6 Drawing Sheets




FIG. 1

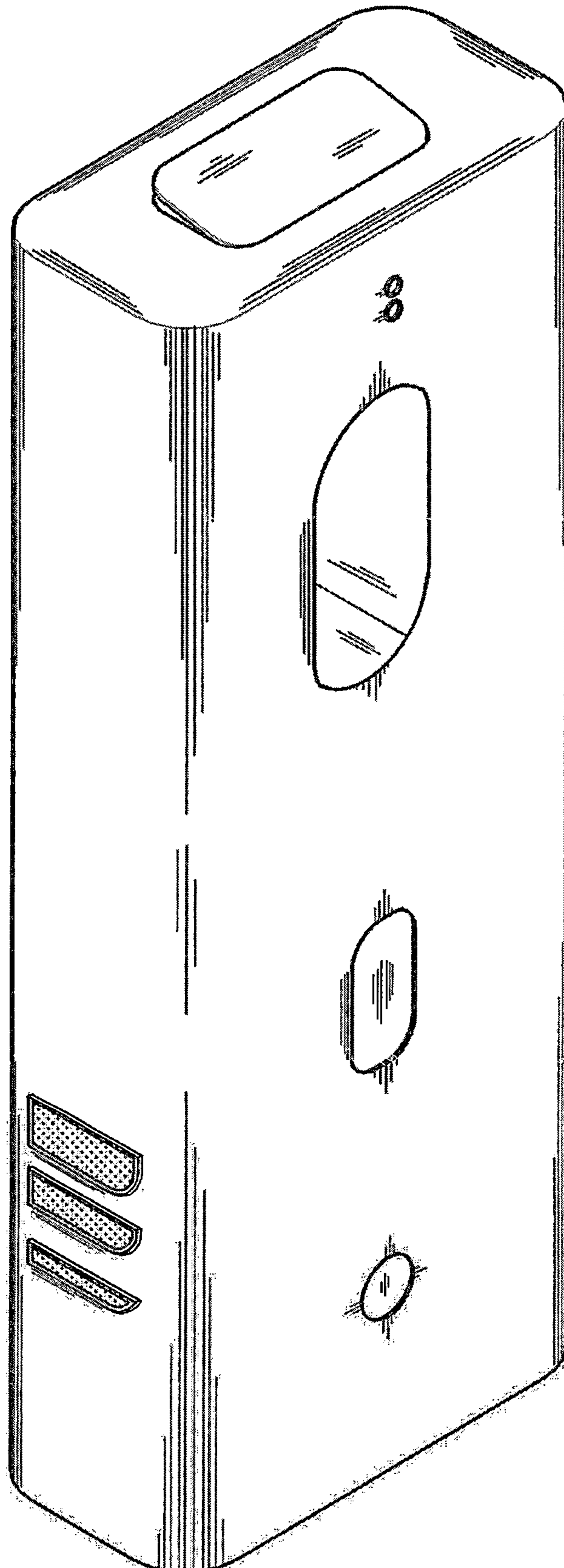


FIG. 2

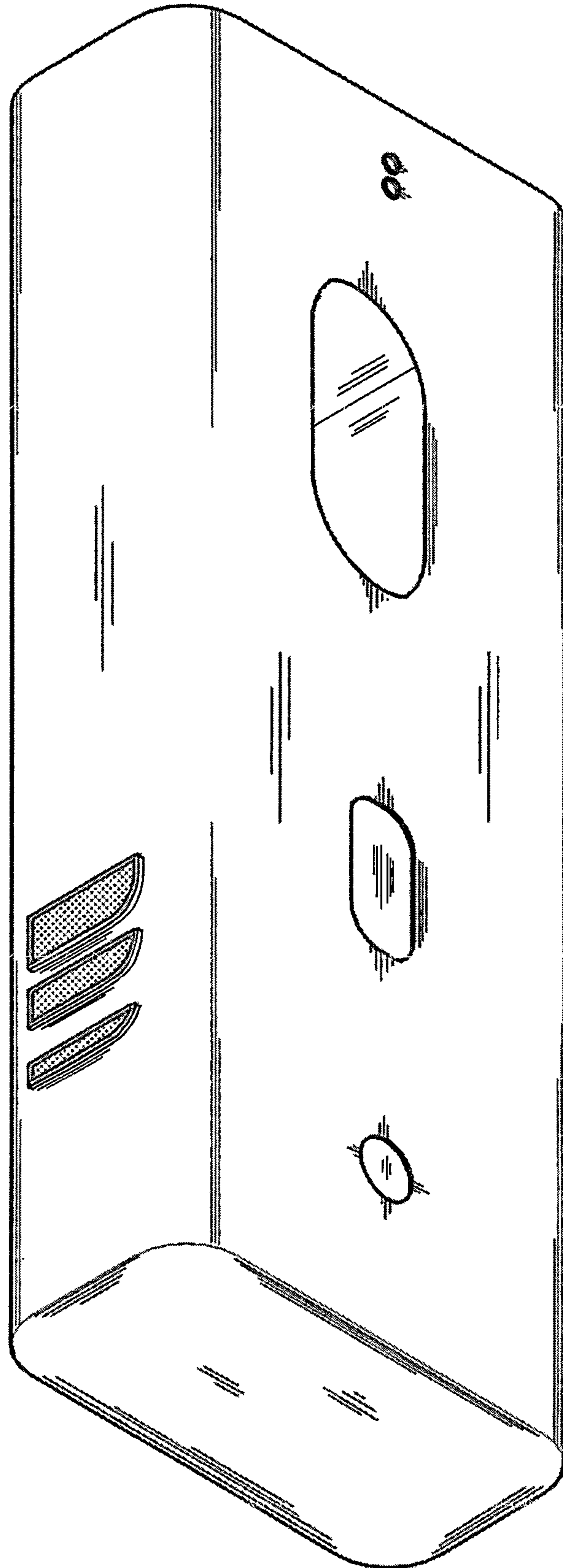
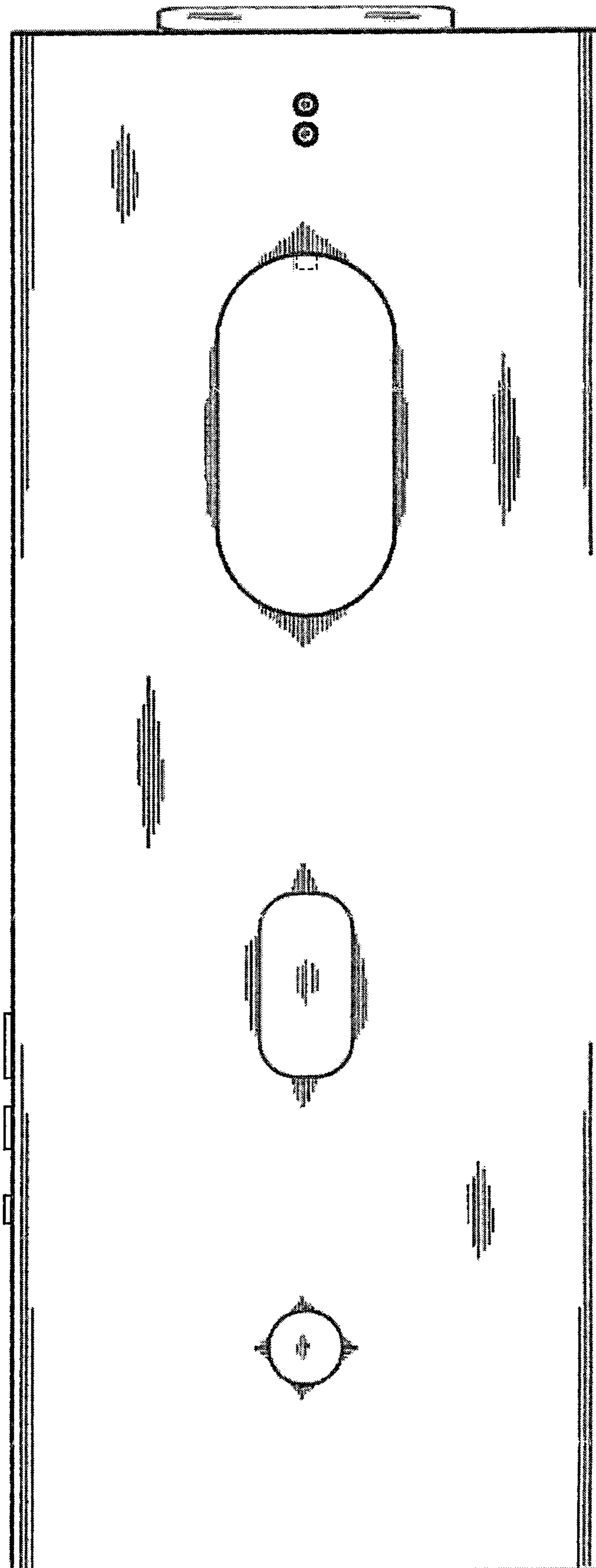


FIG. 3



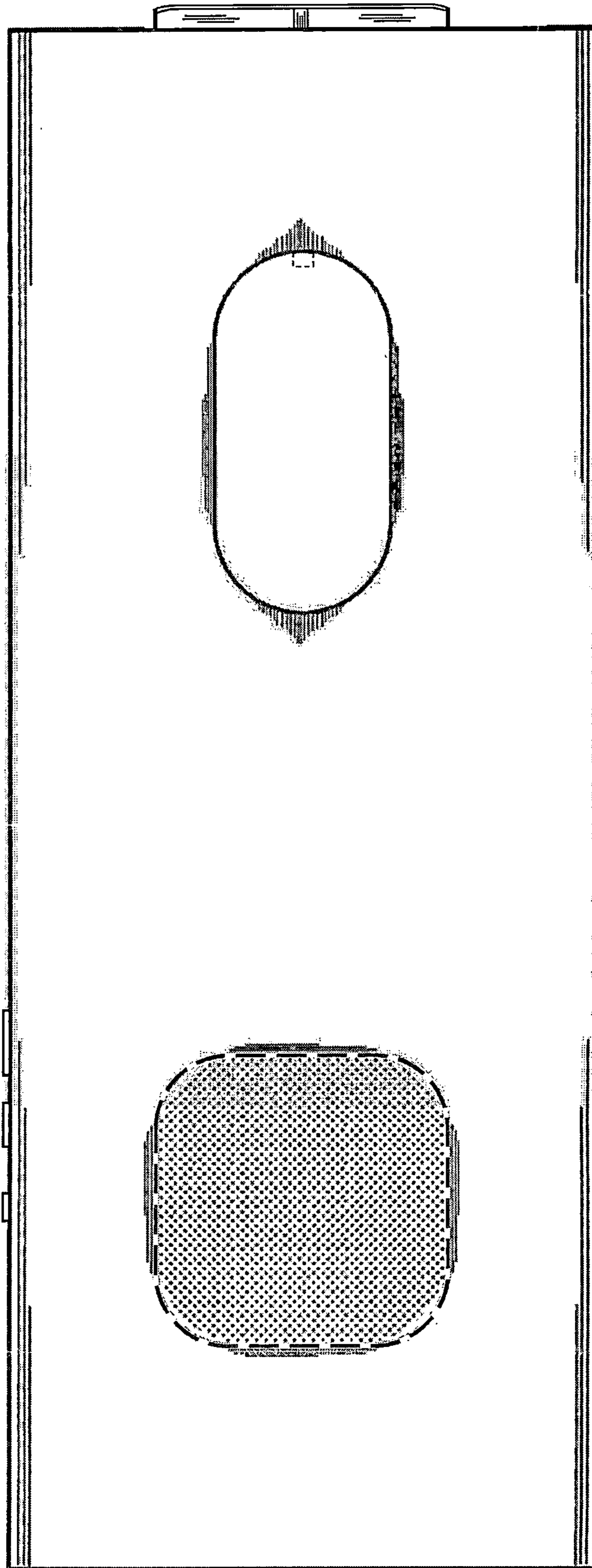


FIG. 4

FIG. 5




FIG. 6




FIG. 7


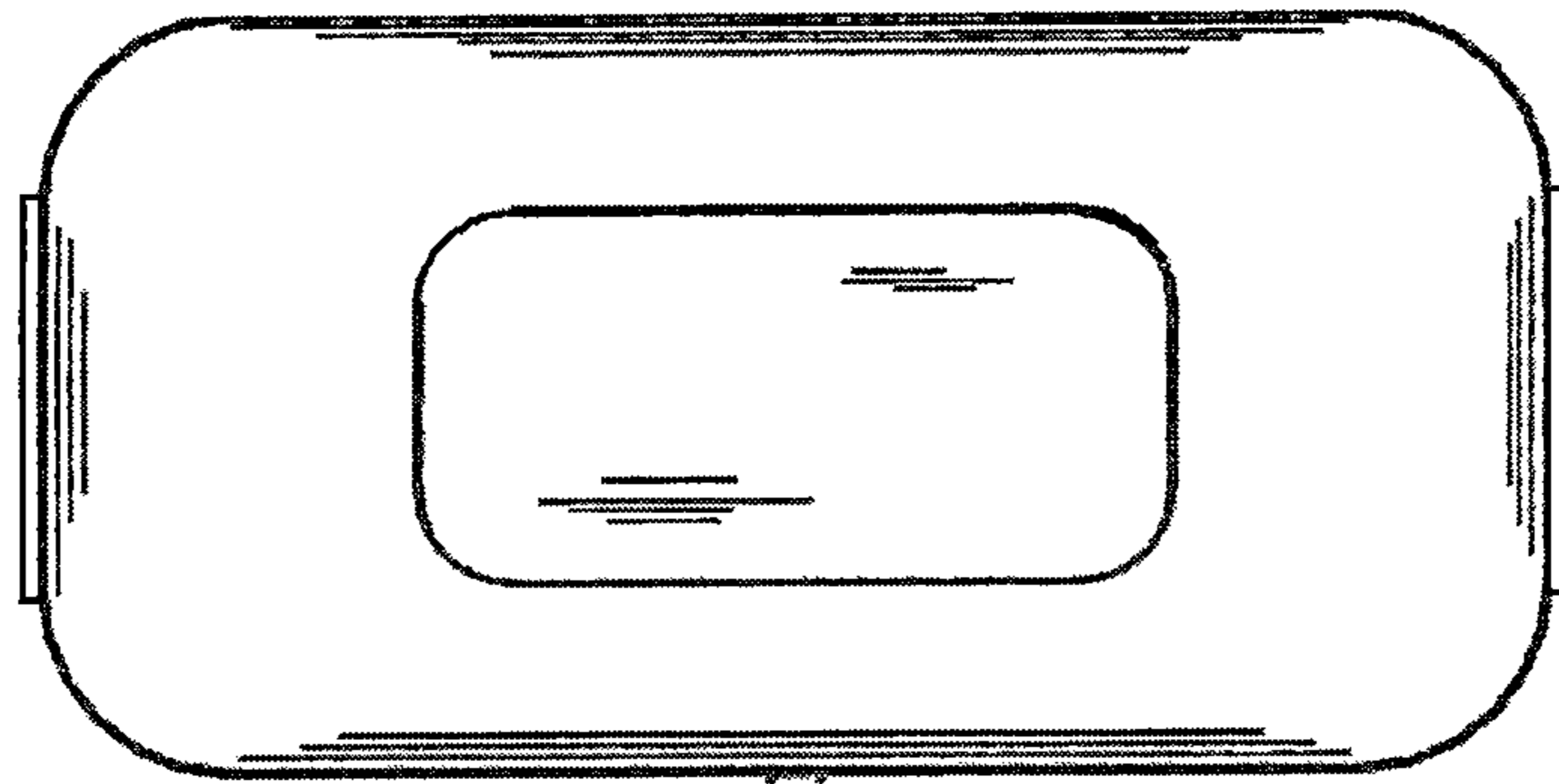


FIG. 8