



US0D1020333S

(12) **United States Design Patent** (10) **Patent No.:** **US D1,020,333 S**  
**Tan** (45) **Date of Patent:** **\*\* Apr. 2, 2024**

(54) **JEWELRY RACK**

- (71) Applicant: **Feng Tan**, Kunming (CN)
- (72) Inventor: **Feng Tan**, Kunming (CN)
- (\*\*) Term: **15 Years**
- (21) Appl. No.: **29/853,277**
- (22) Filed: **Sep. 14, 2022**
- (51) **LOC (14) Cl.** ..... **06-04**
- (52) **U.S. Cl.**  
USPC ..... **D6/682.2**
- (58) **Field of Classification Search**  
USPC ..... D28/73; D6/514, 513, 569-571, 681.1,  
D6/682.2, 682.4, 682.6  
CPC ..... A45D 8/002; A45D 8/004; A47F 7/02;  
A47F 7/12; A47F 5/0006; A47F 5/10;  
A47G 29/08; B65D 1/00  
See application file for complete search history.

(56) **References Cited**

**U.S. PATENT DOCUMENTS**

D338,117 S *	8/1993	Caldwell	.....	D6/682.2
D396,363 S *	7/1998	Skrum	.....	D6/682.2
6,158,578 A *	12/2000	Greiner	.....	A47F 5/10 211/85.2
D563,694 S *	3/2008	Mitchell	.....	D6/682.6
D769,025 S *	10/2016	Eberling	.....	D6/569
9,491,995 B1 *	11/2016	Sichi	.....	B65D 1/00
D789,707 S *	6/2017	Porisky	.....	D6/569
D848,187 S *	5/2019	Lee	.....	D6/681.1
D932,222 S *	10/2021	Liu	.....	D6/682.6
D935,248 S *	11/2021	Liu	.....	D6/682.6
D965,363 S *	10/2022	Cheng	.....	
D990,944 S *	7/2023	Tan	.....	D6/682.2
D999,003 S *	9/2023	Su	.....	D6/682.4
D1,009,532 S *	1/2024	Cao	.....	D6/682.2

**OTHER PUBLICATIONS**

Qulable jewelry holder, posted at amazon.com.be, posting date Aug. 25, 2021, retrieved Sep. 21, 2023, online, URL: <https://www.amazon.com.be/-/en/Organizer-Necklace-Bracelet-Wardrobe-Accessories/dp/B08GS1XXXT> (Year: 2021).\*

Procace jewelry holder, posted at amazon.com.be, posting date Mar. 10, 2022, retrieved Sep. 21, 2023, online, URL: <https://www.amazon.com/ProCase-Necklace-Necklaces-Organizer-Bracelets/dp/B09V7M9DSK?th=1> (Year: 2022).\*

\* cited by examiner

*Primary Examiner* — Mary Shannon Malley  
*Assistant Examiner* — Michelle Marquart Christeon

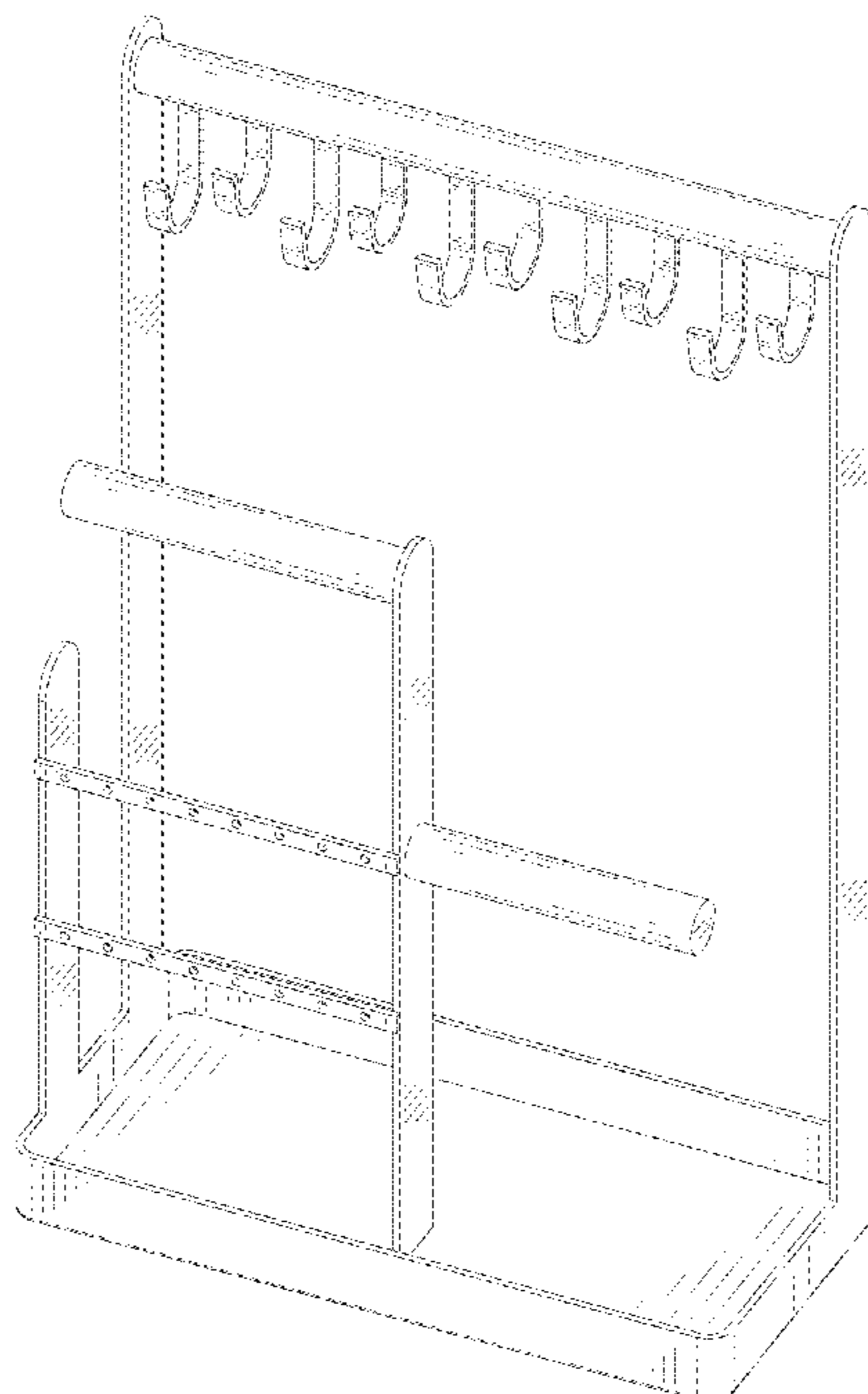
(57) **CLAIM**

The ornamental design for a jewelry rack, as shown and described.

**DESCRIPTION**

FIG. 1 is a front and top perspective view of a jewelry rack, showing my new design;  
FIG. 2 is a rear and bottom perspective view thereof;  
FIG. 3 is a front elevation view thereof;  
FIG. 4 is a rear elevation view thereof;  
FIG. 5 is a left side elevation view thereof;  
FIG. 6 is a right side elevation view thereof;  
FIG. 7 is a top plan view thereof;  
FIG. 8 is a bottom plan view thereof; and,  
FIG. 9 is an enlarged perspective view of detail “9” identified in FIG. 2.  
The dash dot dash broken lines in FIGS. 2 and 9 represent the bounds of the enlargement taken from FIG. 2 and form no part of the claimed design.

**1 Claim, 9 Drawing Sheets**



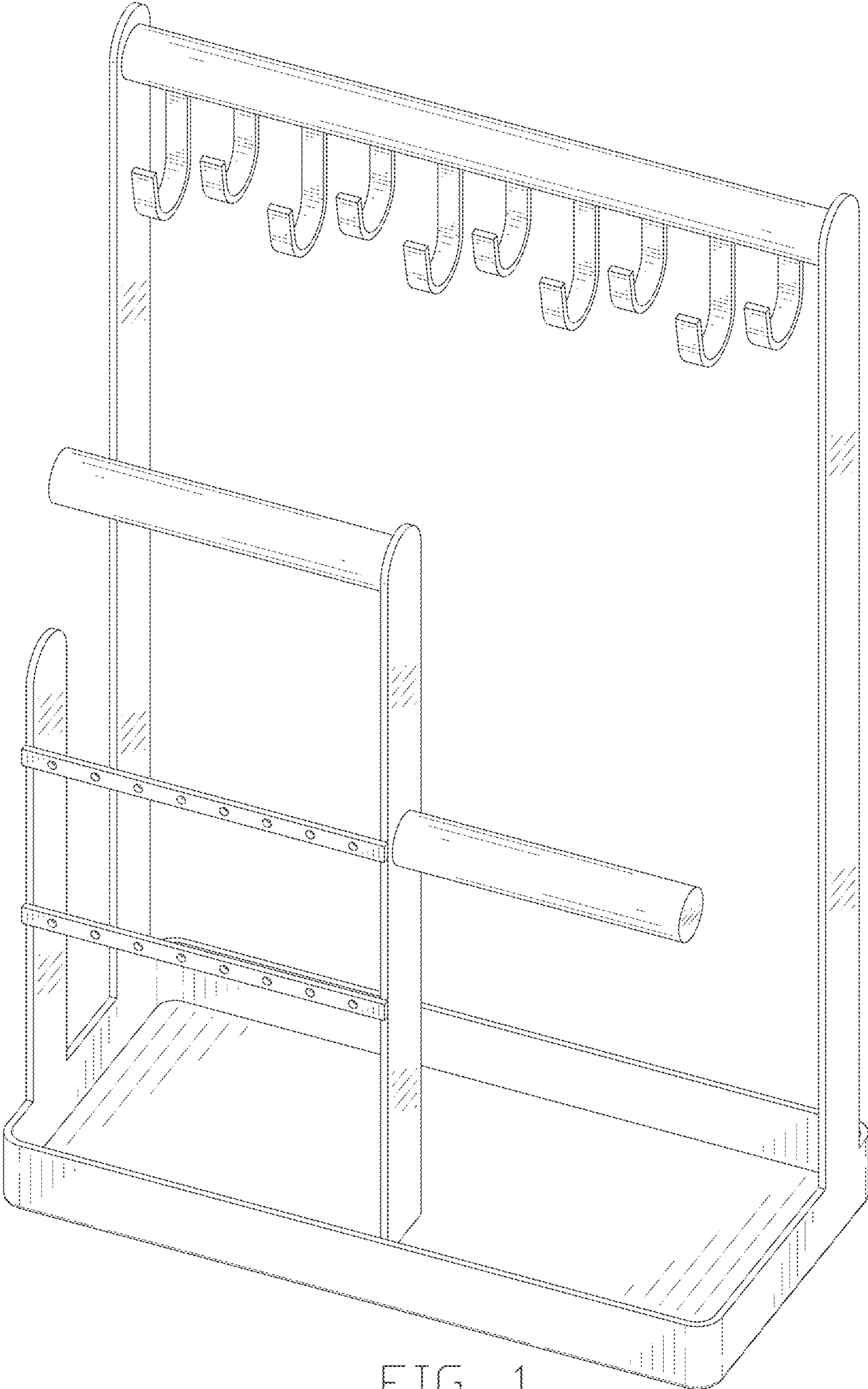


FIG. 1

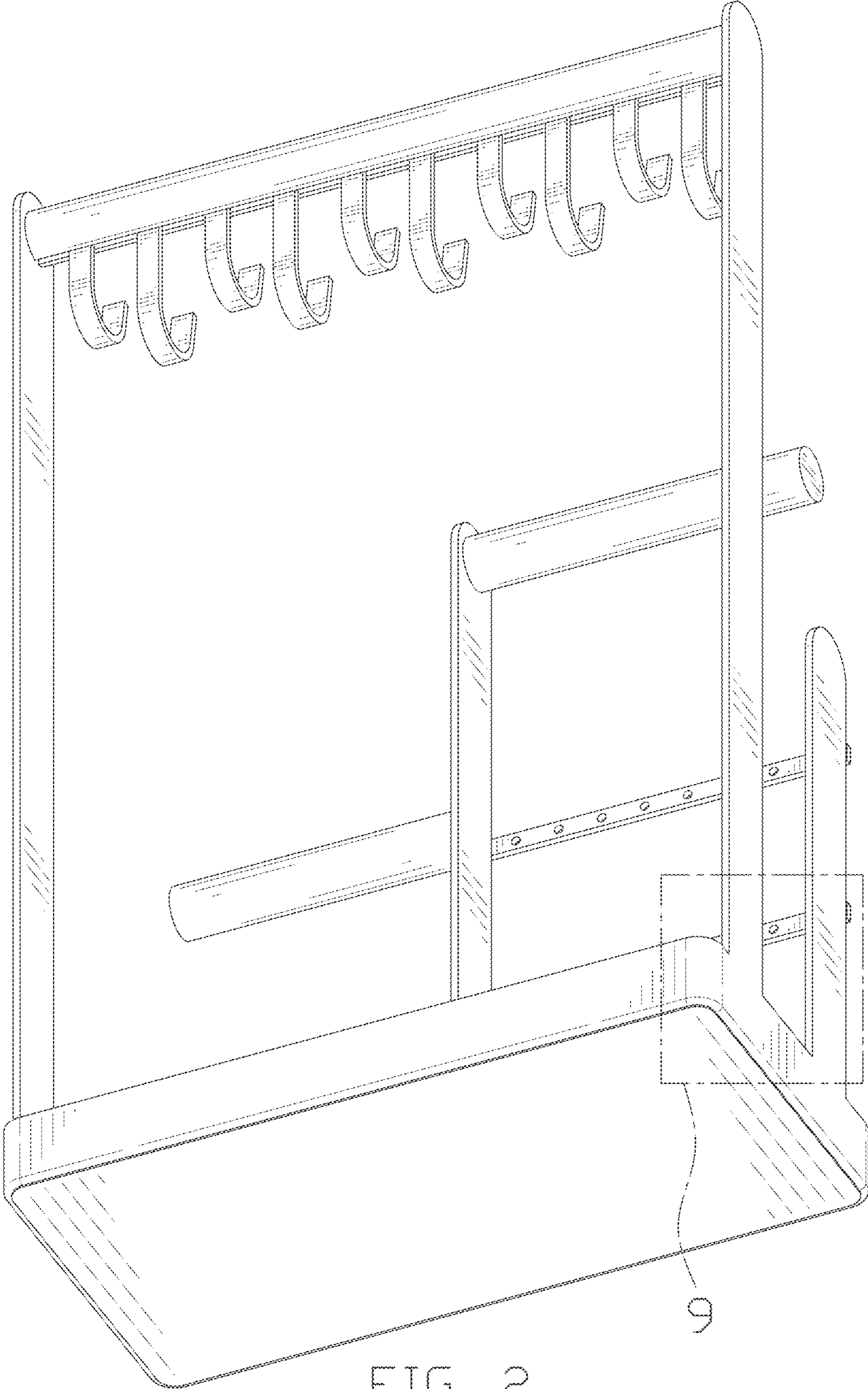


FIG. 2



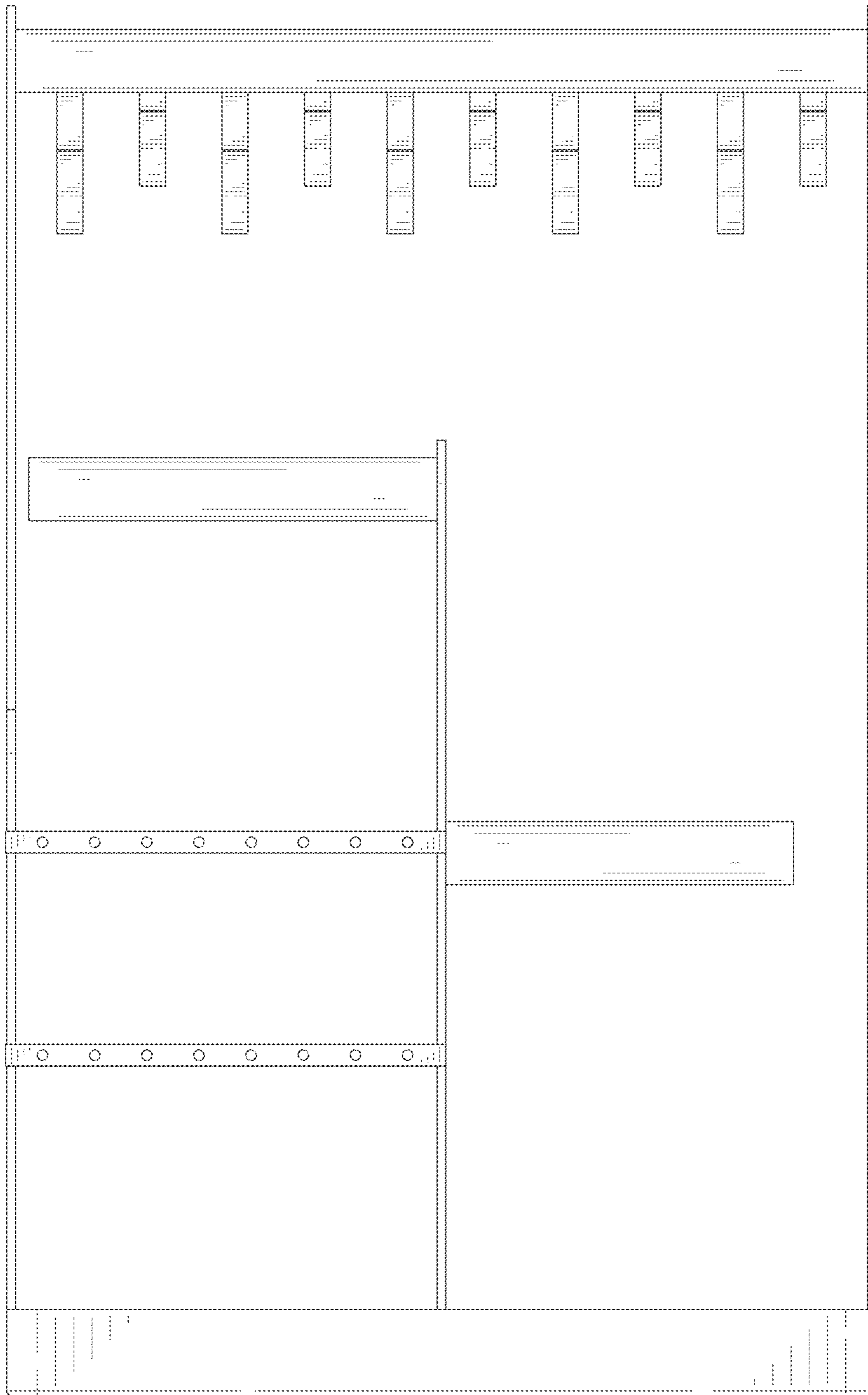


FIG. 3

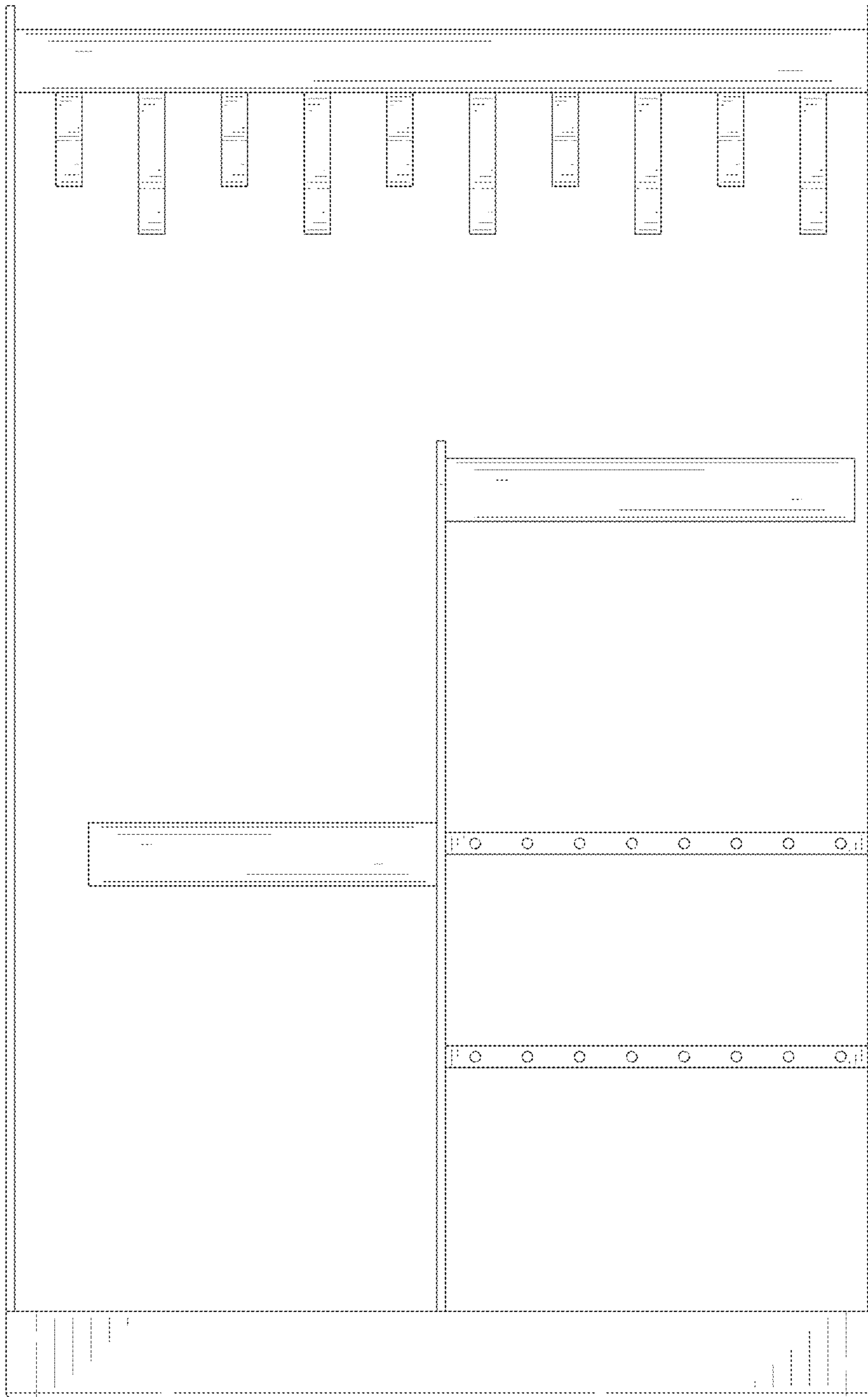


FIG. 4

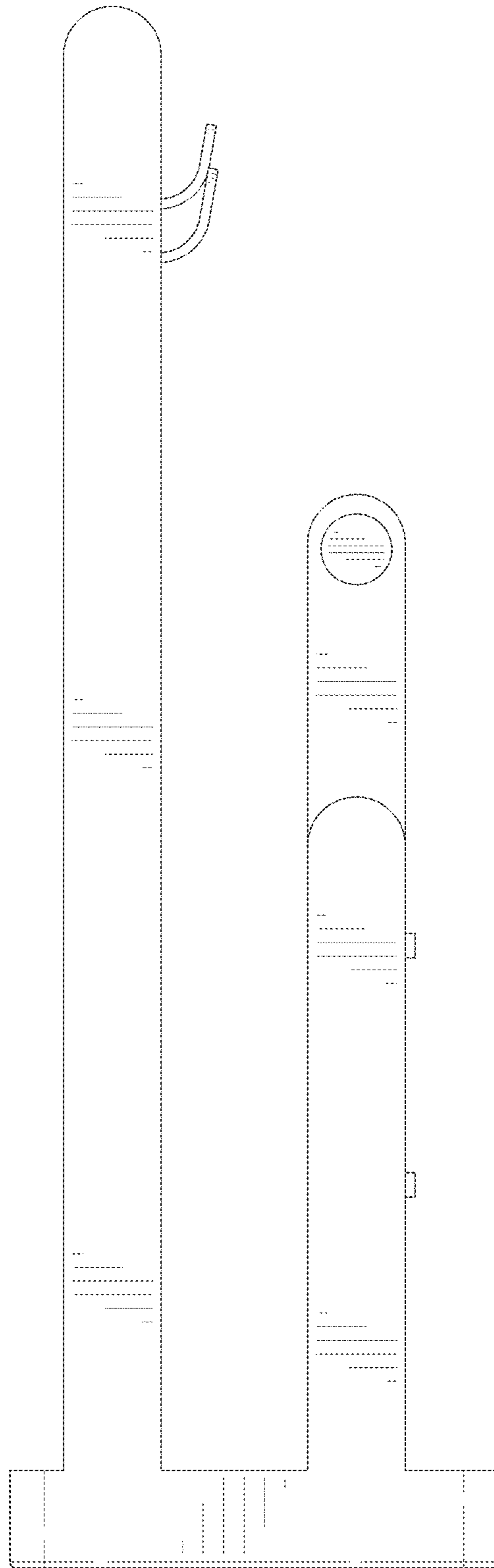


FIG. 5

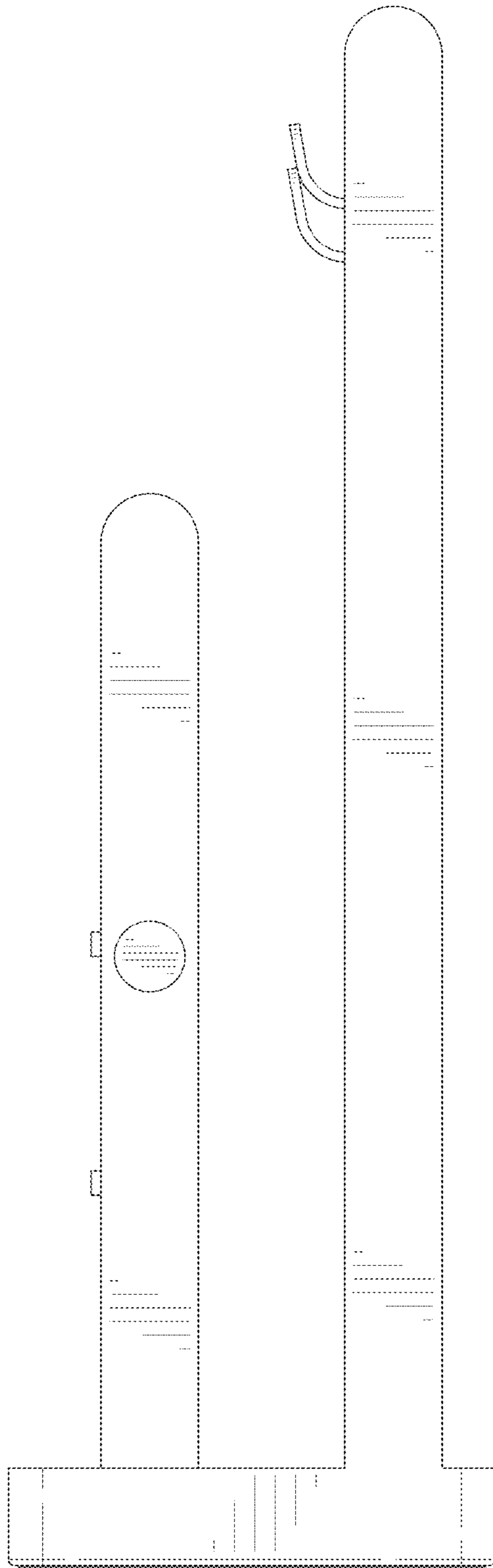


FIG. 6

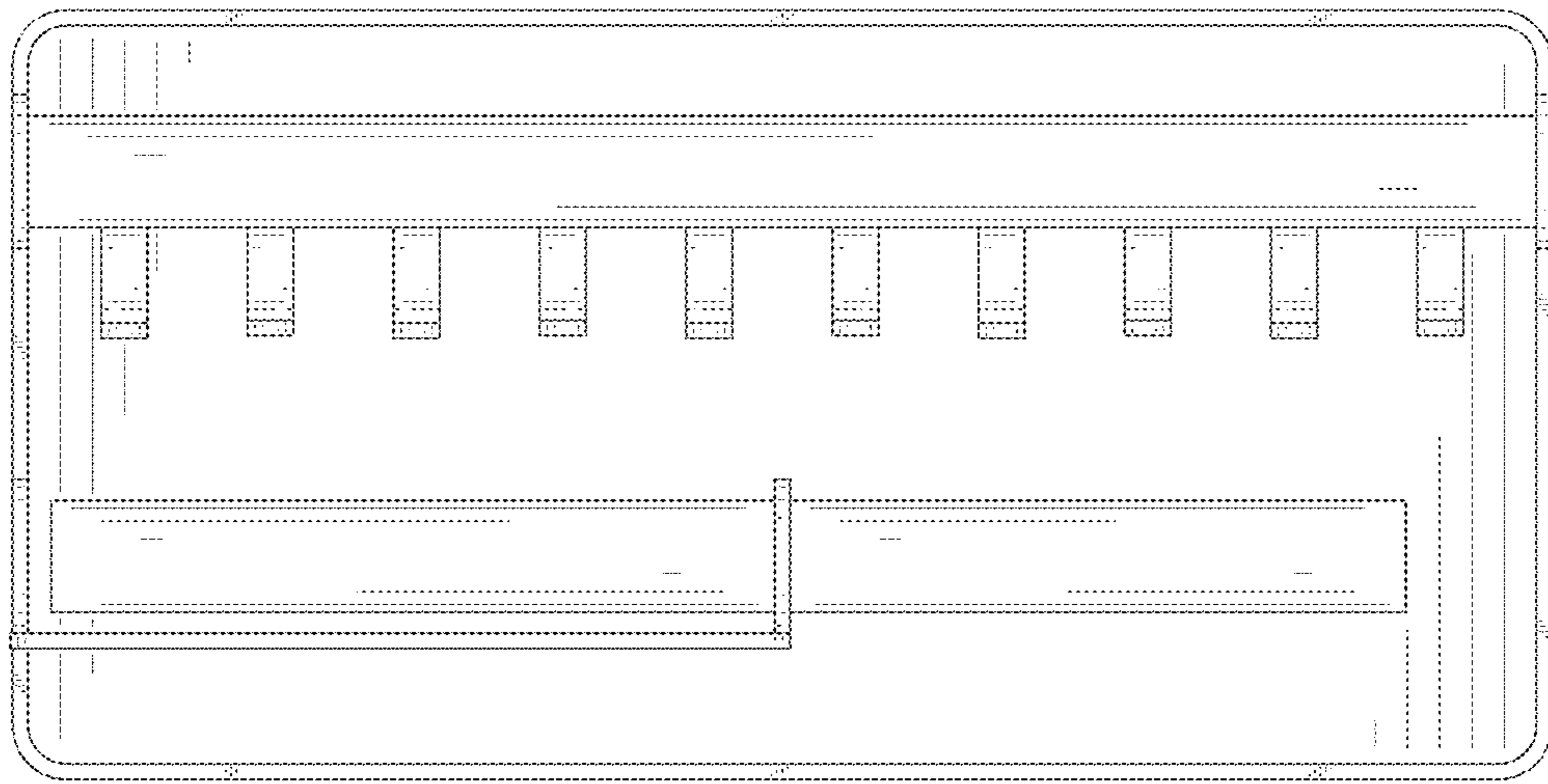


FIG. 7






FIG. 8




FIG. 9