



US0D1019943S

(12) **United States Design Patent** (10) **Patent No.: US D1,019,943 S**  
**Soifer et al.** (45) **Date of Patent: \*\* Mar. 26, 2024**

- (54) **TELEMEDICINE STETHOSCOPE**
- (71) Applicant: **Gregg Soifer**, Dothan, AL (US)
- (72) Inventors: **Gregg Soifer**, Dothan, AL (US); **Adam Wasti**, Johns Creek, GA (US); **Alina Soifer**, Alpharetta, GA (US)
- (73) Assignee: **Gregg Soifer**, Alpharetta, GA (US)
- (\*\*) Term: **15 Years**
- (21) Appl. No.: **29/754,048**
- (22) Filed: **Oct. 6, 2020**
- (51) **LOC (14) Cl.** ..... **24-02**
- (52) **U.S. Cl.**  
USPC ..... **D24/134**
- (58) **Field of Classification Search**  
USPC ..... D24/105, 106, 134, 133, 164, 167;  
D10/31; D14/250  
CPC ..... A61B 7/02; B32B 37/00; B32B 38/00  
See application file for complete search history.

(56) **References Cited**

U.S. PATENT DOCUMENTS

|              |    |   |         |              |       |             |
|--------------|----|---|---------|--------------|-------|-------------|
| D323,033     | S  | * | 1/1992  | Allen        | ..... | D24/134     |
| D389,241     | S  | * | 1/1998  | Grasfield    | ..... | D24/134     |
| D485,357     | S  | * | 1/2004  | Kapinos, Sr. | ..... | D24/134     |
| D487,928     | S  | * | 3/2004  | Drummond     | ..... | D24/134     |
| D536,448     | S  | * | 2/2007  | Jackson      | ..... | D24/134     |
| D555,789     | S  | * | 11/2007 | Norleen      | ..... | D24/134     |
| D639,427     | S  | * | 6/2011  | Boyd         | ..... | D24/134     |
| D757,936     | S  | * | 5/2016  | Angel        | ..... | D24/134     |
| 9,404,829    | B1 | * | 8/2016  | Tien         | ..... | G01M 3/04   |
| D814,631     | S  | * | 4/2018  | Kody         | ..... | D24/134     |
| D932,619     | S  | * | 10/2021 | Gull         | ..... | D24/134     |
| D950,053     | S  | * | 4/2022  | Gull         | ..... | D24/134     |
| 2022/0071587 | A1 | * | 3/2022  | Soifer       | ..... | A61B 5/6848 |

OTHER PUBLICATIONS

Thinklabs stethoscope, posted at libertyhealthsupply.com, first available Apr. 29, 2018, retrieved Jul. 11, 2023, online, URL: https://

libertyhealthsupply.com/thinklabs-one-digital-stethoscope/?cmp\_id=167734796&adg\_id=8679393116&kwd=&device=(Year: 2018).\*  
Mintti stethoscope, posted at aliexpress.us, first date unavailable, retrieved Jul. 11, 2023, online, URL: https://www.aliexpress.us/item/3256804299999604.html?t=pvid%3A3f28b785-1ff1-47e1-b081-a831d464a23b&afTraceInfo=(Year: 2023).\*  
Welch Allyn stethoscope, posted at ebay.com, first date unavailable, retrieved Jul. 11, 2023, online, URL: https://www.ebay.com/itm/262491417141?chn=ps&mkevt=1&mkcid=28&srsltid=ASuE1wR\_SAIPO-tecJYyqSAx0uGvGr2oadE3Wq9fUpbHJYFmO\_PP(Year: 2023).\*

\* cited by examiner

*Primary Examiner* — Mary Shannon Malley  
*Assistant Examiner* — Michelle Marquart Christeon

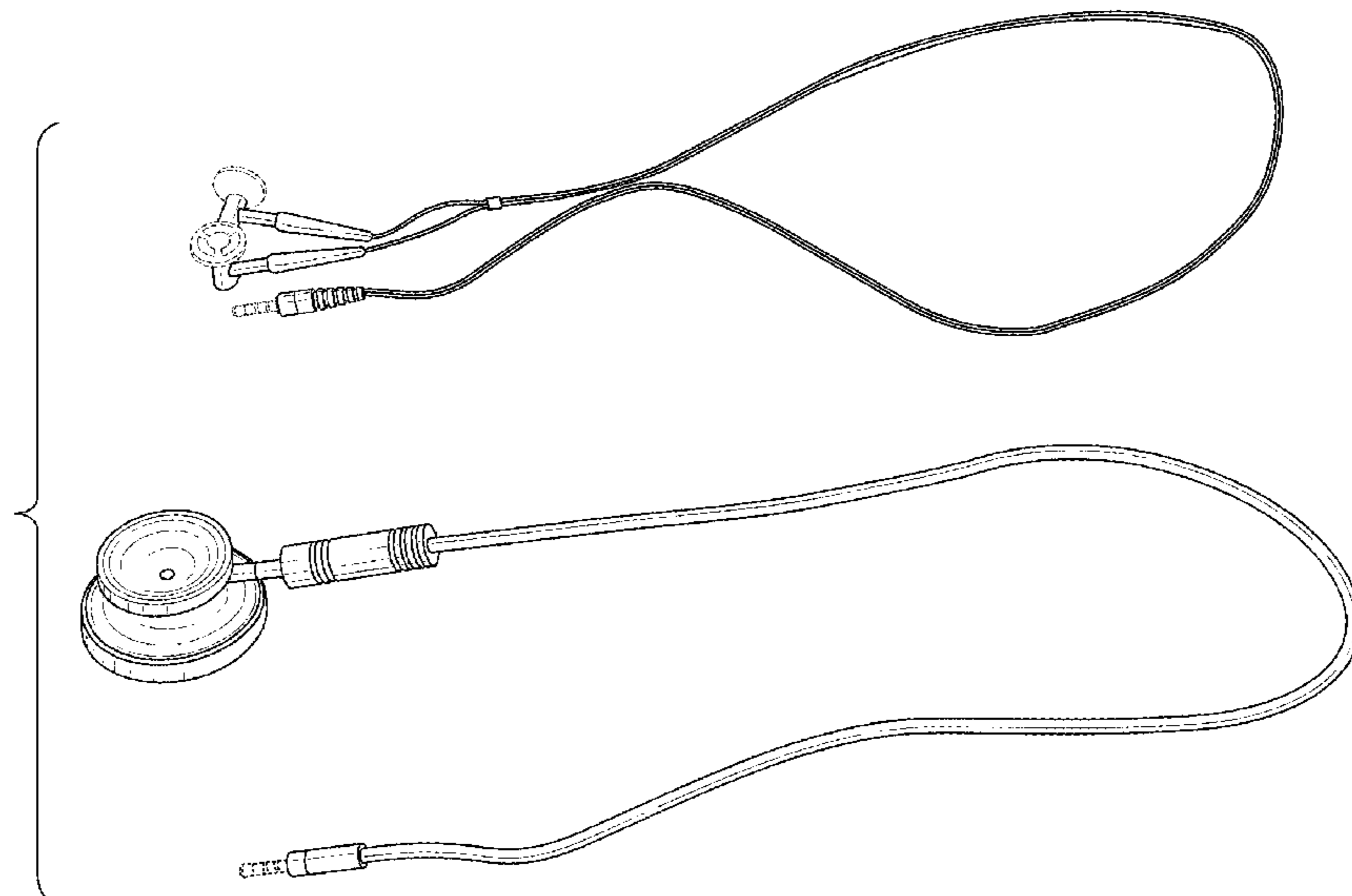
(57) **CLAIM**

The ornamental design for a telemedicine stethoscope, as shown and described.

**DESCRIPTION**

FIG. 1 is a front top perspective view of a telemedicine stethoscope showing my new design;  
FIG. 2 is a front bottom perspective view thereof;  
FIG. 3 is a right top perspective view thereof;  
FIG. 4 is a left bottom perspective view thereof;  
FIG. 5 is a front top perspective view thereof;  
FIG. 6 is a rear bottom perspective view thereof;  
FIG. 7 is a top plan view thereof; and  
FIG. 8 is a bottom plan view thereof; and,  
FIG. 9 is another top perspective view of a telemedicine stethoscope.  
The broken lines depict portions of the telemedicine stethoscope and form no part of the claimed design. The telemedicine stethoscope is shown with a symbolic break in its length. The appearance of any portion of the article between the break lines forms no part of the claimed design.

**1 Claim, 9 Drawing Sheets**



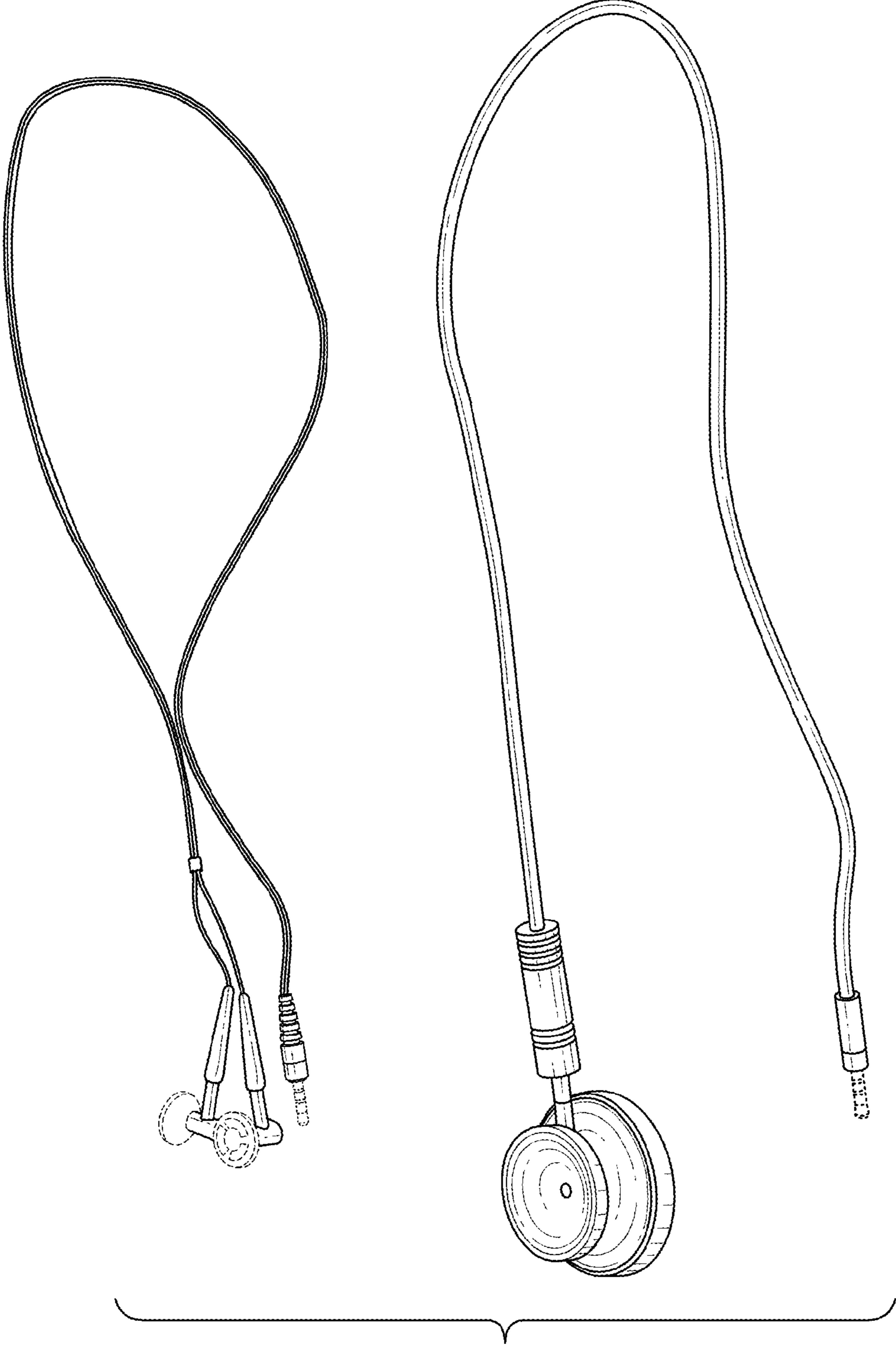


FIG. 1

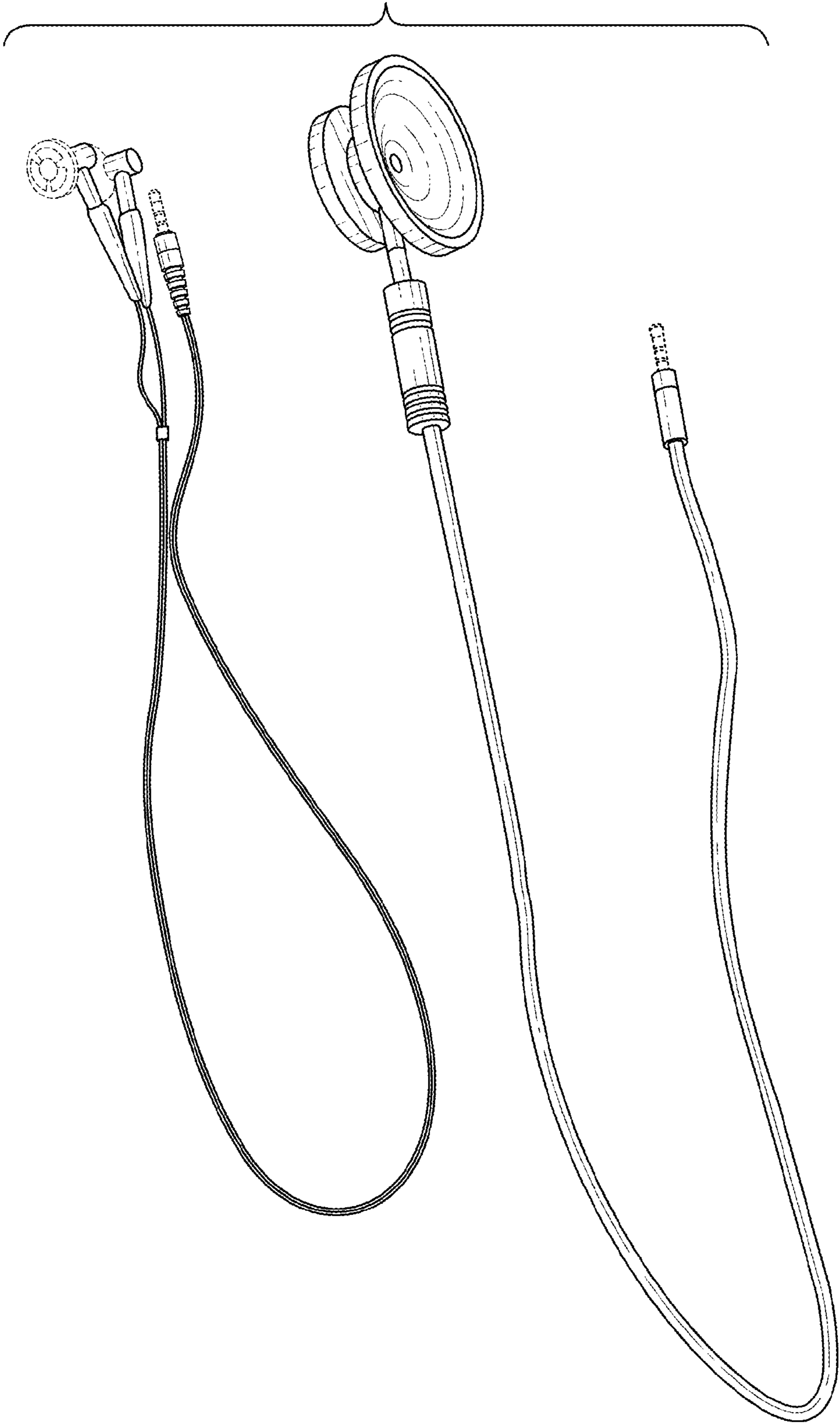


FIG. 2

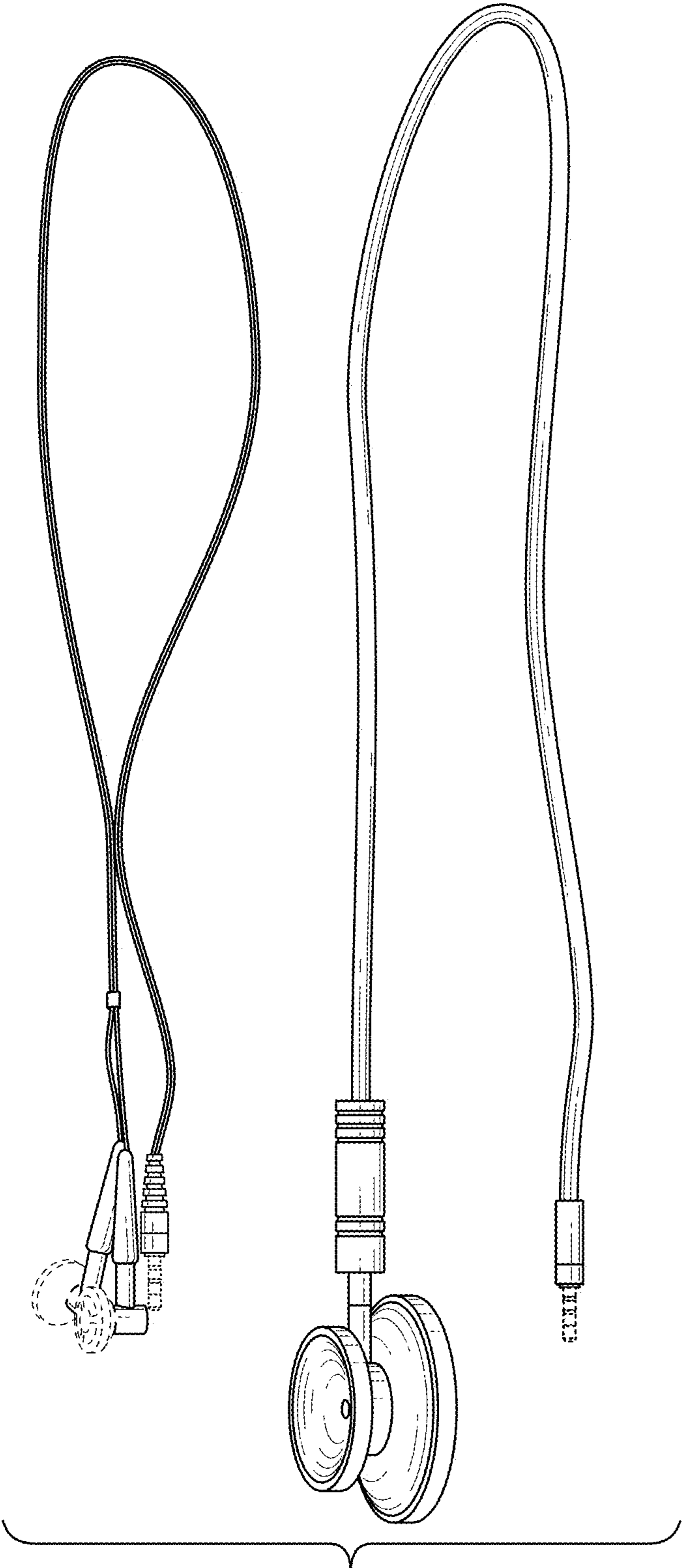


FIG. 3

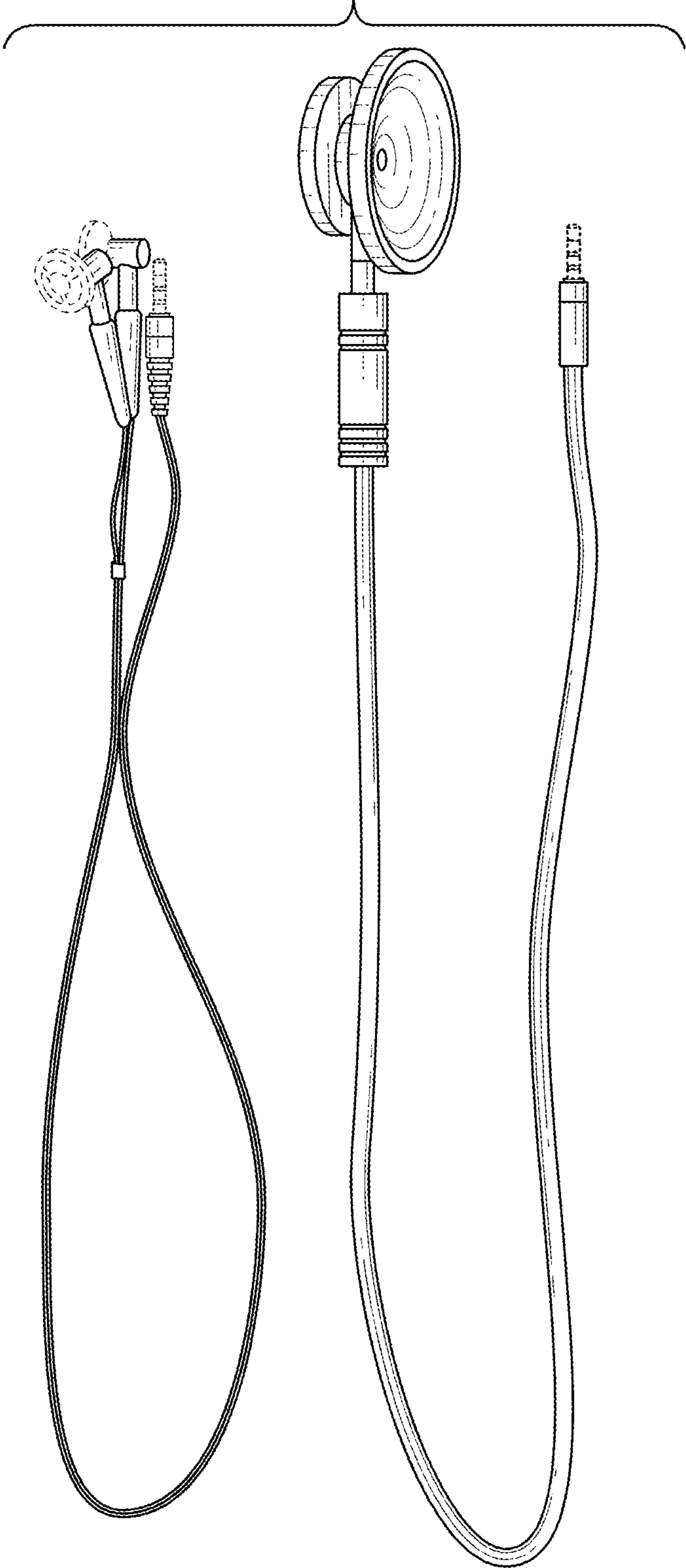


FIG. 4

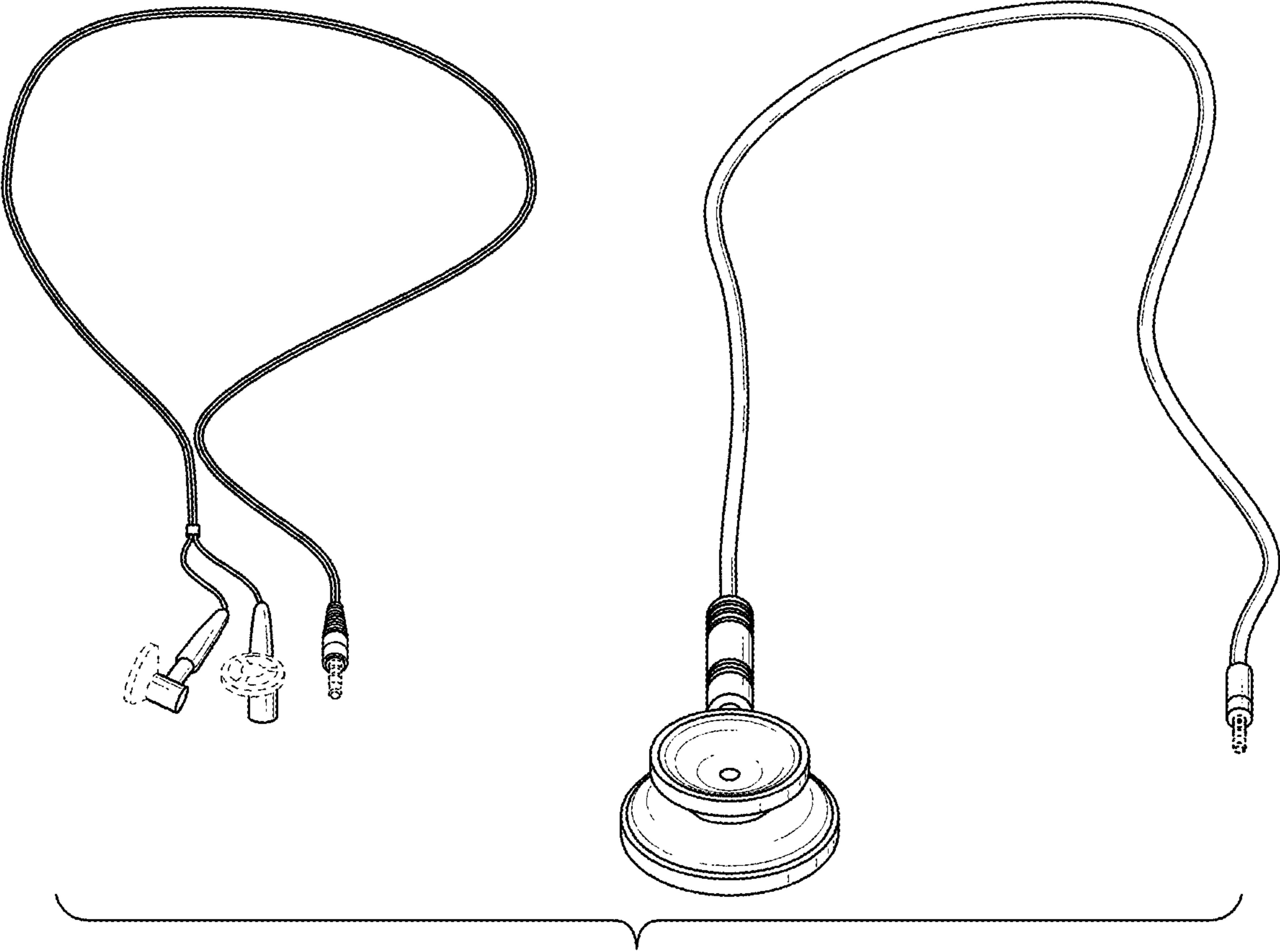


FIG. 5

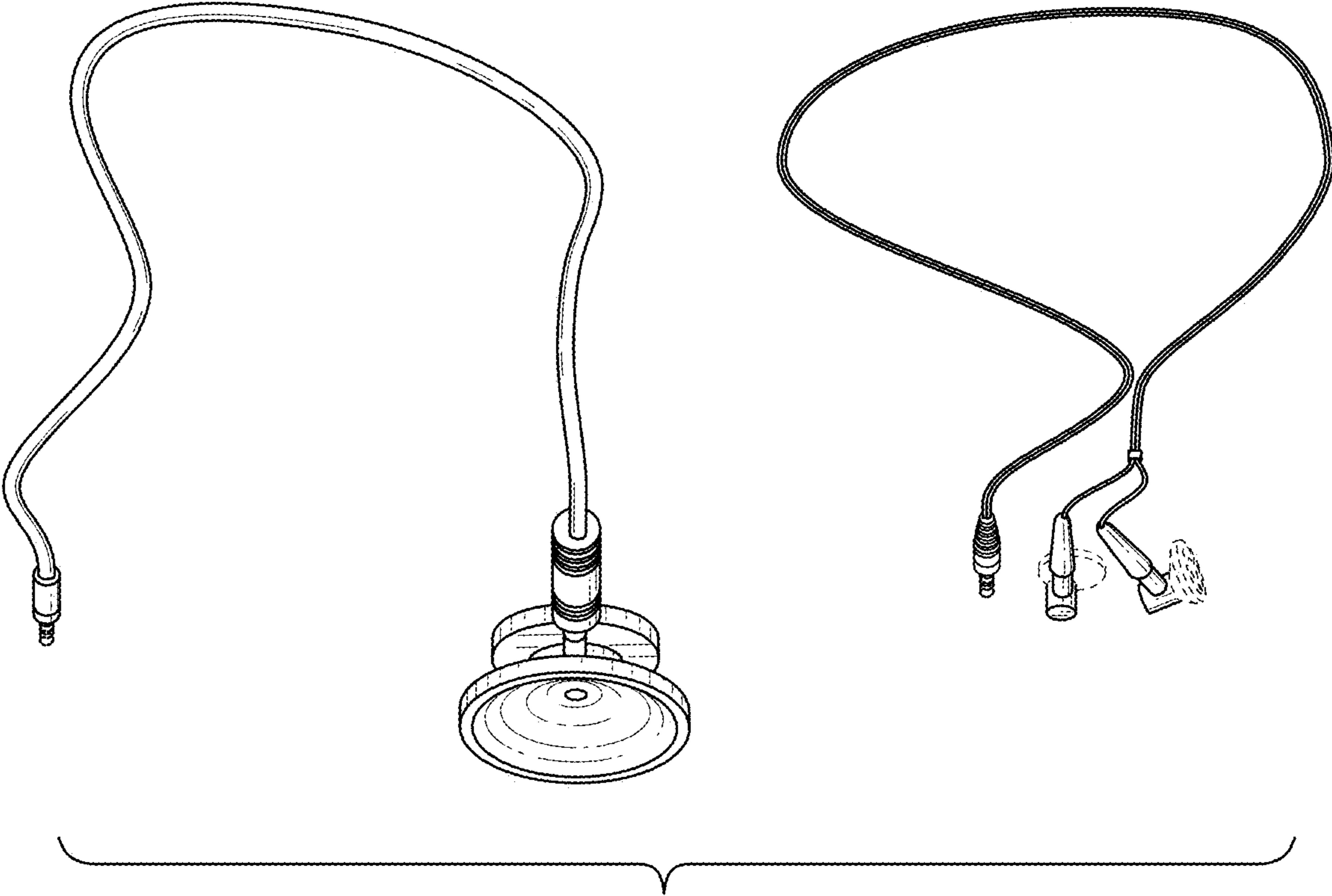


FIG. 6

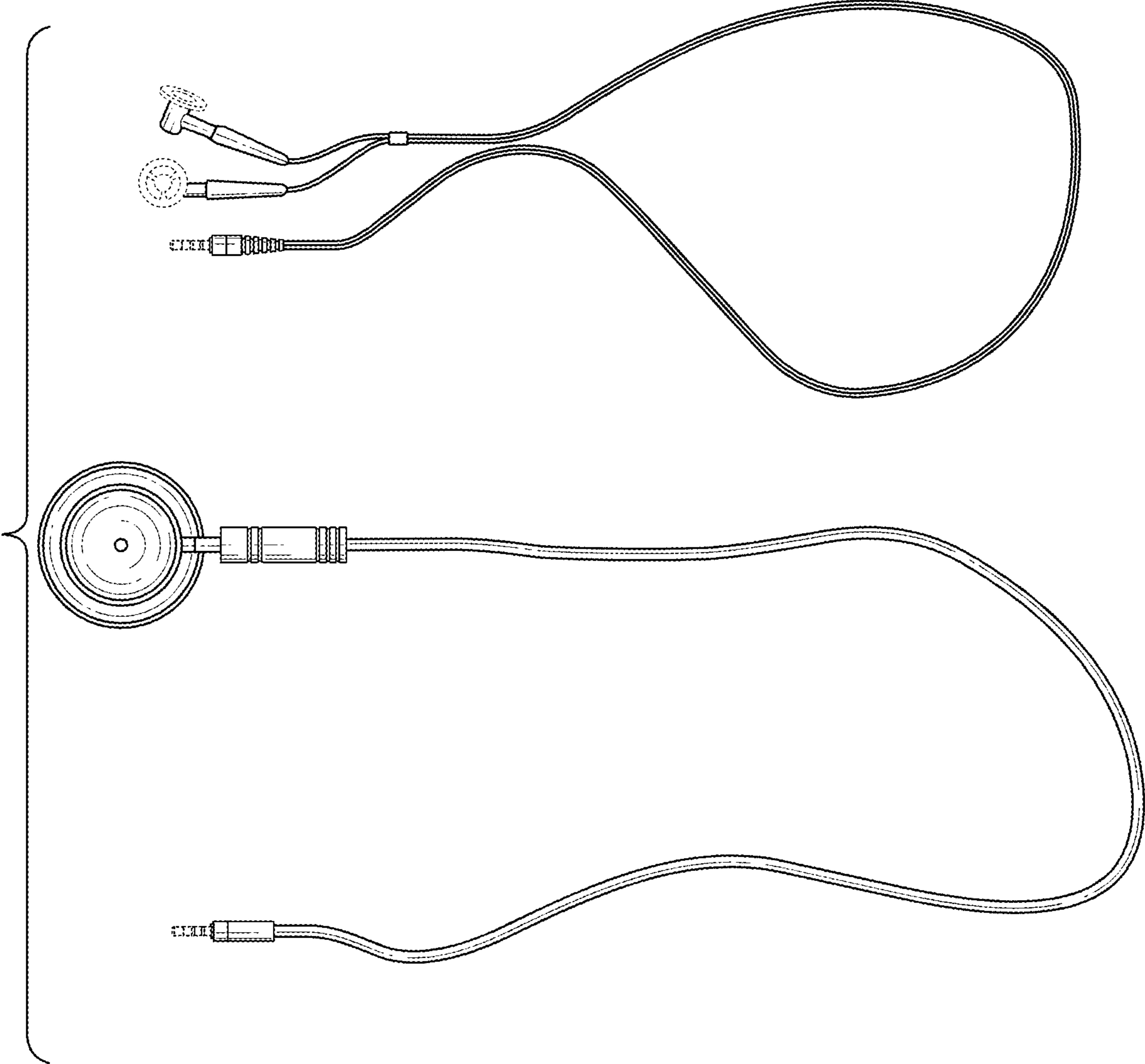


FIG. 7



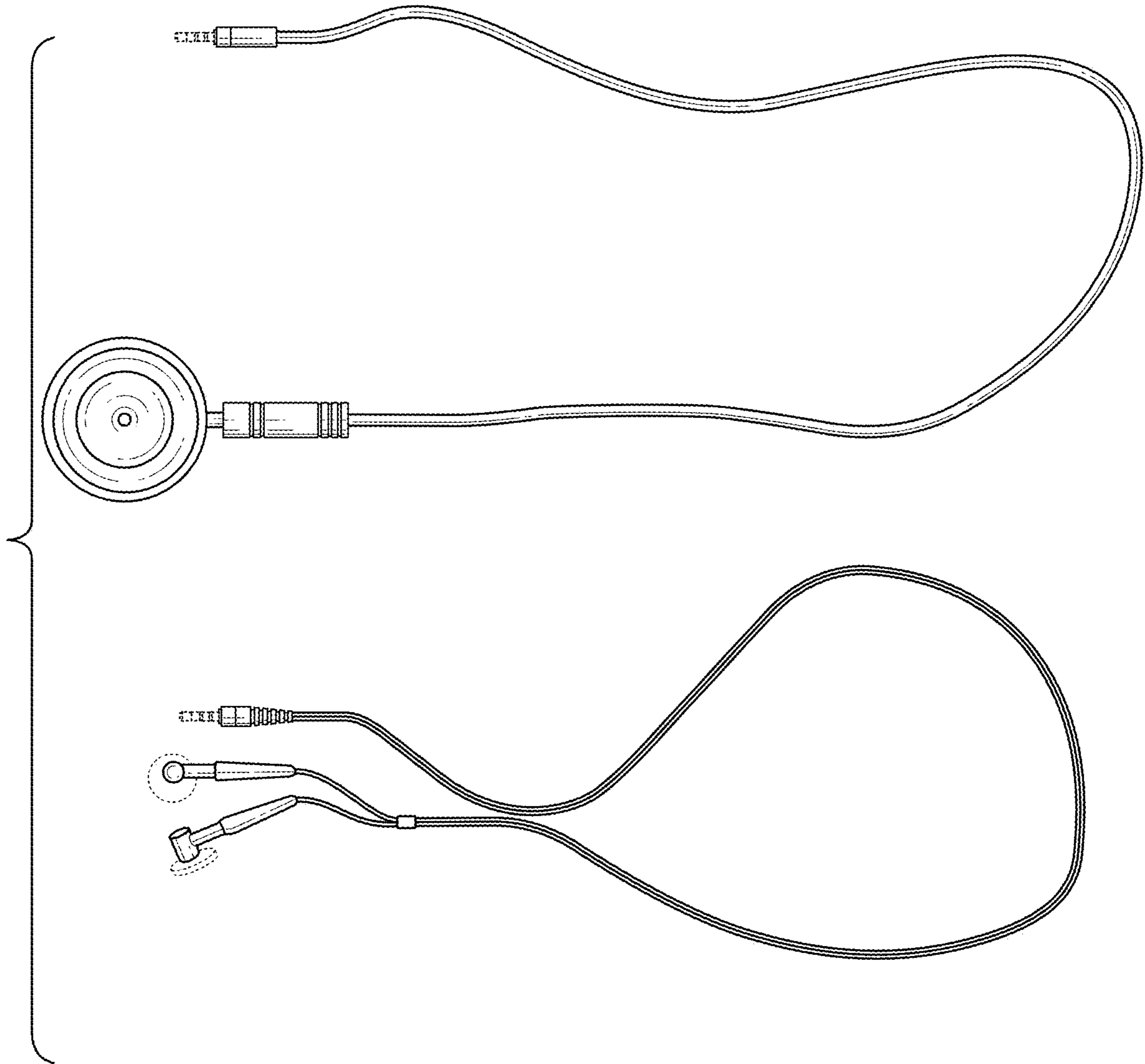


FIG. 8

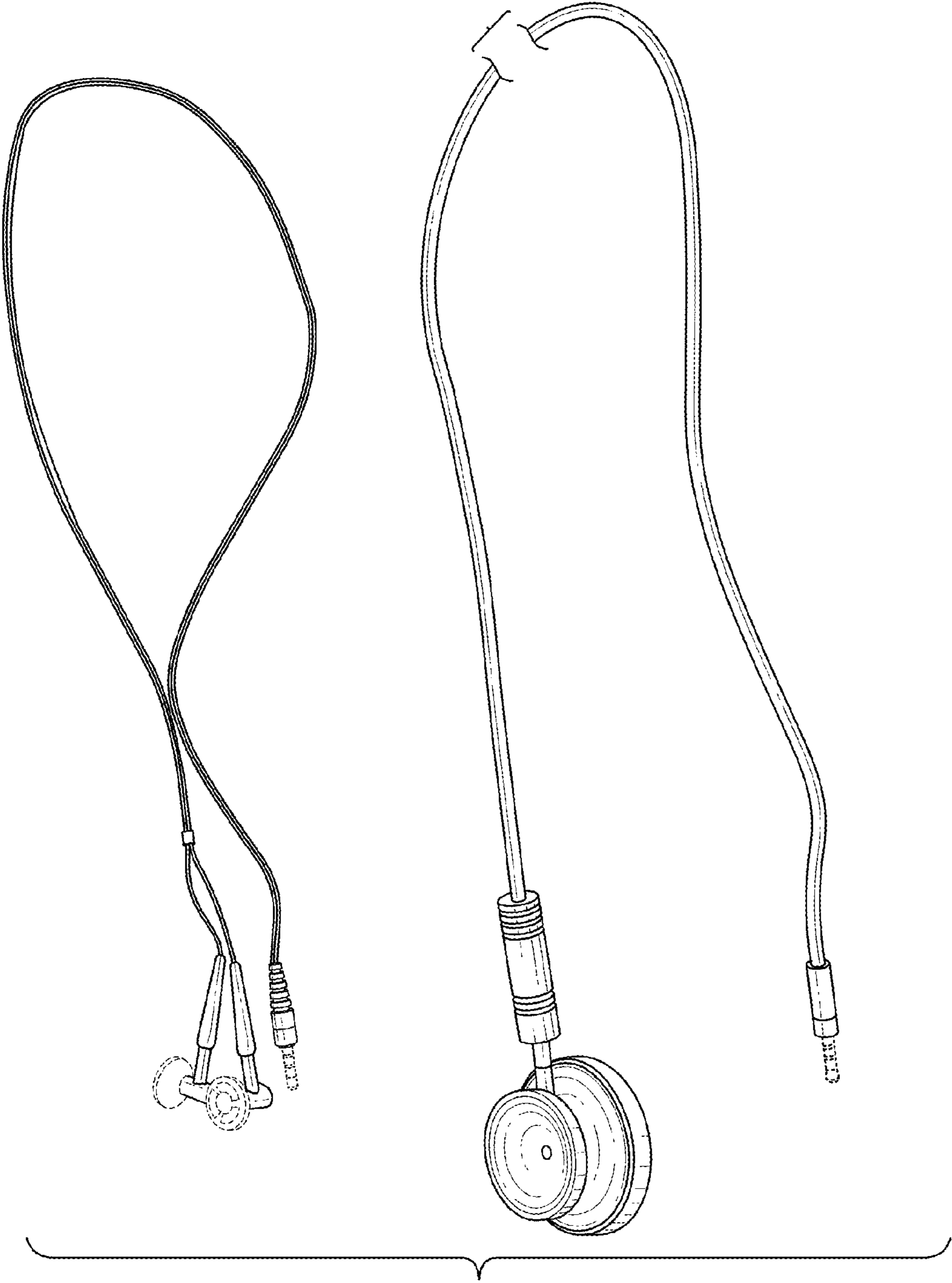


FIG. 9