



US0D1019876S

(12) **United States Design Patent** (10) **Patent No.:** **US D1,019,876 S**
Ahmed (45) **Date of Patent:** **** Mar. 26, 2024**

(54) **GILL GLIDE BAIT**

(71) Applicant: **Fahad Ahmed**, San Jose, CA (US)

(72) Inventor: **Fahad Ahmed**, San Jose, CA (US)

(**) Term: **15 Years**

(21) Appl. No.: **29/800,332**

(22) Filed: **Jul. 20, 2021**

(51) **LOC (14) Cl.** **22-05**

(52) **U.S. Cl.**
USPC **D22/140**

(58) **Field of Classification Search**
USPC D22/130–133, 134–136; D21/599
CPC A01K 85/18; A01K 85/00
See application file for complete search history.

(56) **References Cited**

U.S. PATENT DOCUMENTS

1,557,644	A *	10/1925	Andersen	A01K 85/18
					43/42.49
D369,200	S *	4/1996	Huddleston	D22/133
D422,335	S *	4/2000	Firmin	D22/133
6,460,286	B1 *	10/2002	Wilson	A01K 85/18
					43/42.4
D570,444	S *	6/2008	Scott	D22/131
D619,197	S *	7/2010	Anderson	D22/131
D662,172	S *	6/2012	Rago	D22/131
D739,914	S *	9/2015	Cook, Jr.	D22/133
D843,544	S *	3/2019	Koppers	D22/133
D849,182	S *	5/2019	Ahmed	D22/133
D862,638	S *	10/2019	Koppers	D22/133
D908,833	S *	1/2021	Ahmed	D22/133
2021/0352879	A1 *	11/2021	Ahmed	A01K 85/1837

OTHER PUBLICATIONS

Glide Ready, posted Jan. 6, 2022 [online], [retrieved Oct. 23, 2023]. Retrieved from internet, <https://www.tackletour.com/reviewbaitsanityexplorergillglide.html> (Date:2023) (Year: 2022).*

Baitsanity, posted Jul. 21, 2021 [online], [retrieved Oct. 23, 2023]. Retrieved from internet, <https://www.tackletour.com/reviewbaitsanityexplorergillglide.html> (Date:2023) (Year: 2021).* Exploregill, posted Jul. 2, 2022[online], [retrieved Oct. 23, 2023]. Retrieved from internet, https://www.instagram.com/p/CfhjLp5v3x_/?img_index=1 (Date:2023) (Year: 2022).* Explorer, posted unknown [online], [retrieved Oct. 23, 2023]. Retrieved from internet, <https://www.angel-kniffe.com/swimbait-und-glidebait-guide/>(Date:2023) (Year: 2023).*

* cited by examiner

Primary Examiner — Holly E Thurman
Assistant Examiner — Kristopher Michael Blechschmidt

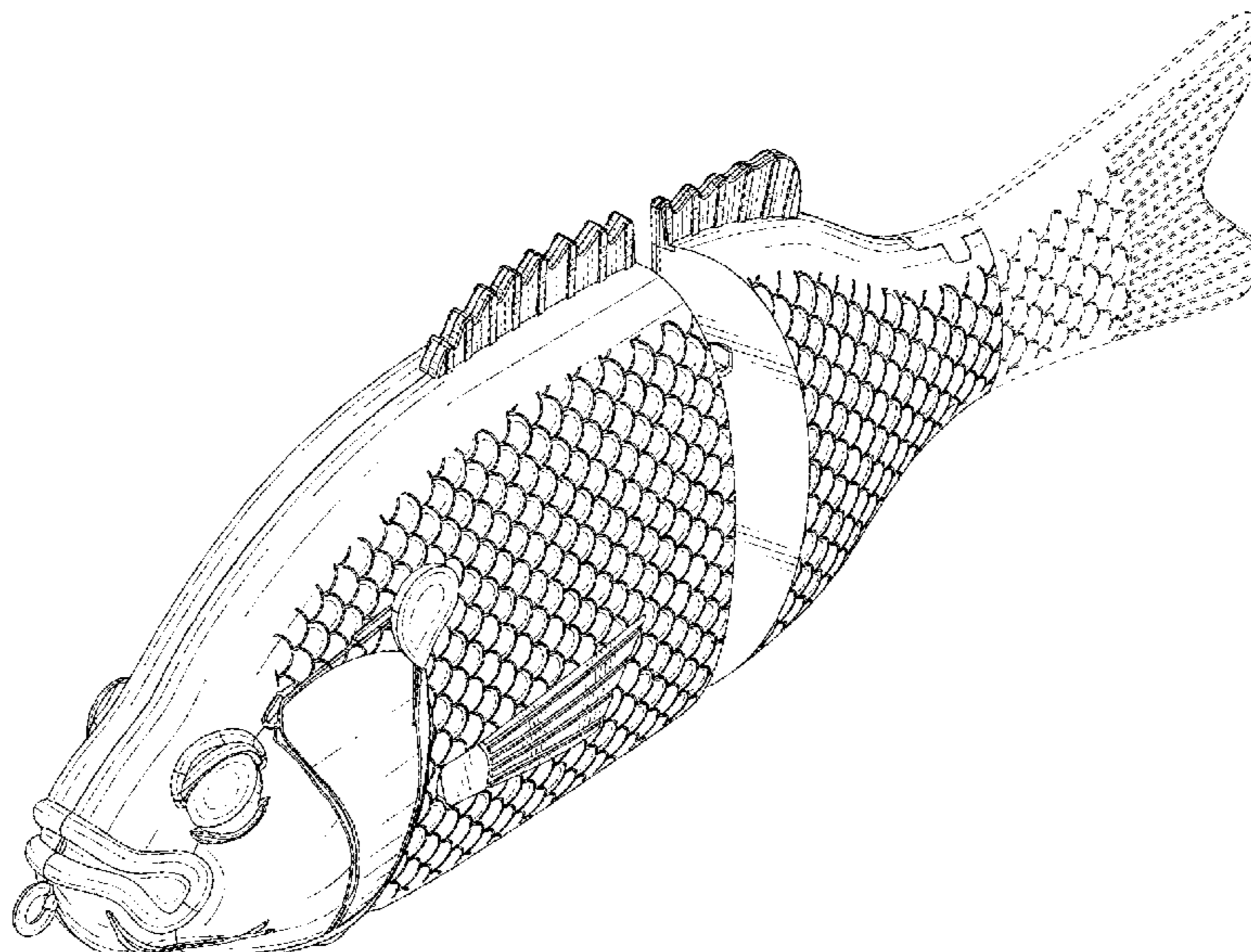
(57) **CLAIM**

The ornamental design for a gill glide bait, as shown and described.

DESCRIPTION

FIG. 1 is a top-front-left perspective view of a gill glide bait showing my new design;
FIG. 2 is a bottom-rear-right perspective view thereof;
FIG. 3 is a left-side elevational view thereof, the right-side elevational view being mirrored thereto;
FIG. 4 is an enlarged front elevational view thereof;
FIG. 5 is an enlarged rear elevational view thereof;
FIG. 6 is a top plan view thereof; and,
FIG. 7 is a bottom plan view thereof.
The broken line showing a modular tail section in FIGS. 1, 2, 3, 5, 6, and 7 is included for the purpose of illustrating environmental structure and forms no part of the claimed design.

1 Claim, 7 Drawing Sheets



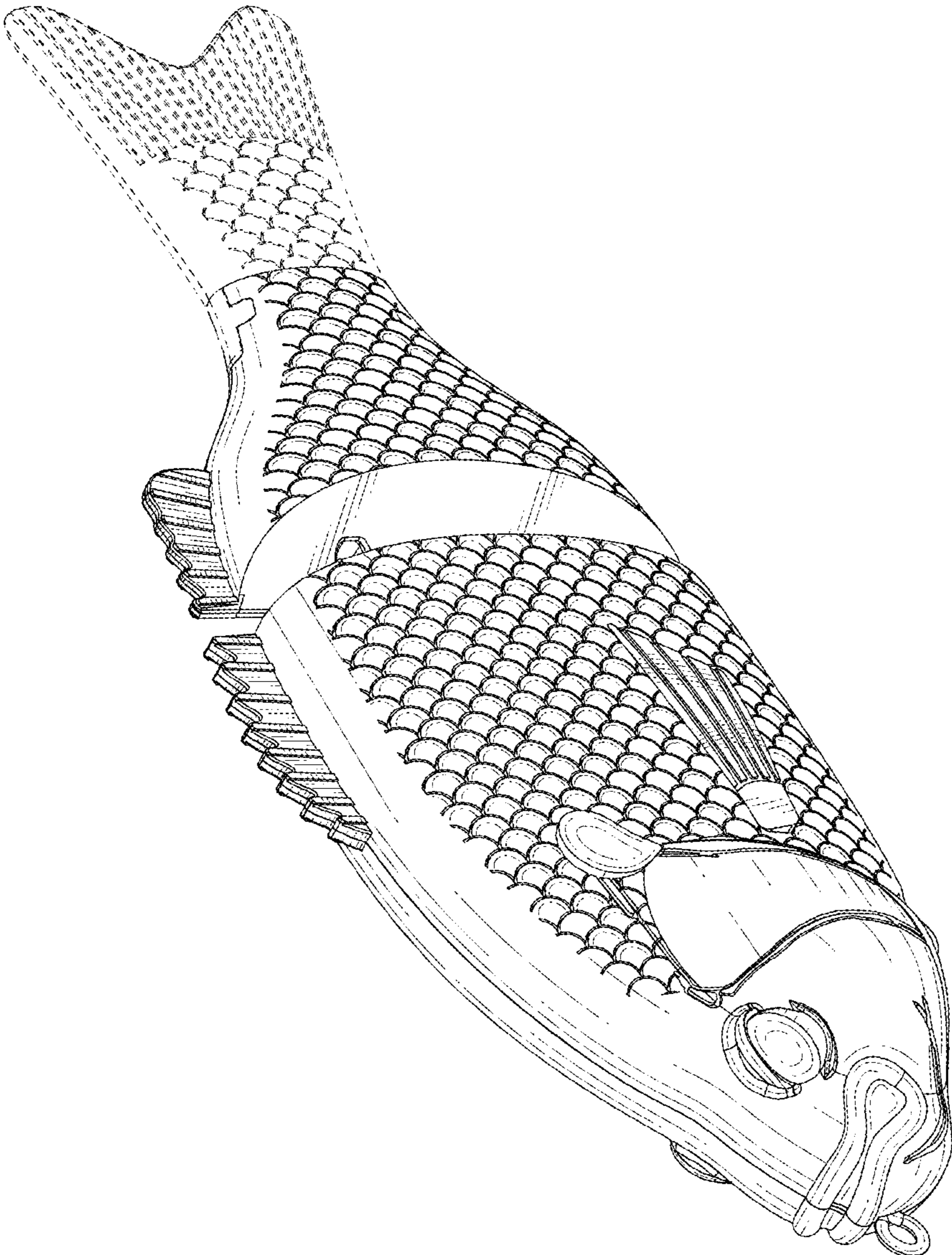


FIG. 1

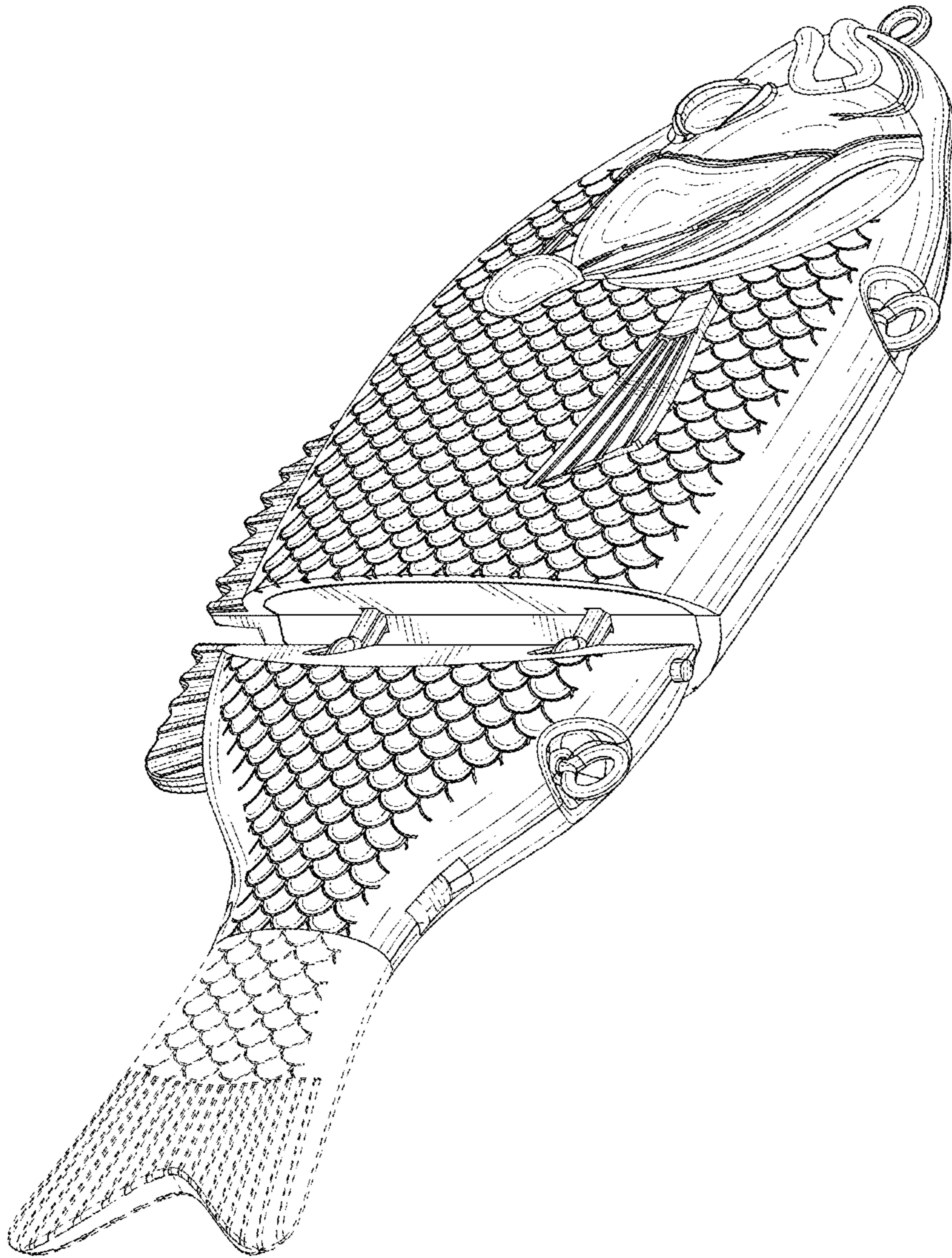


FIG. 2

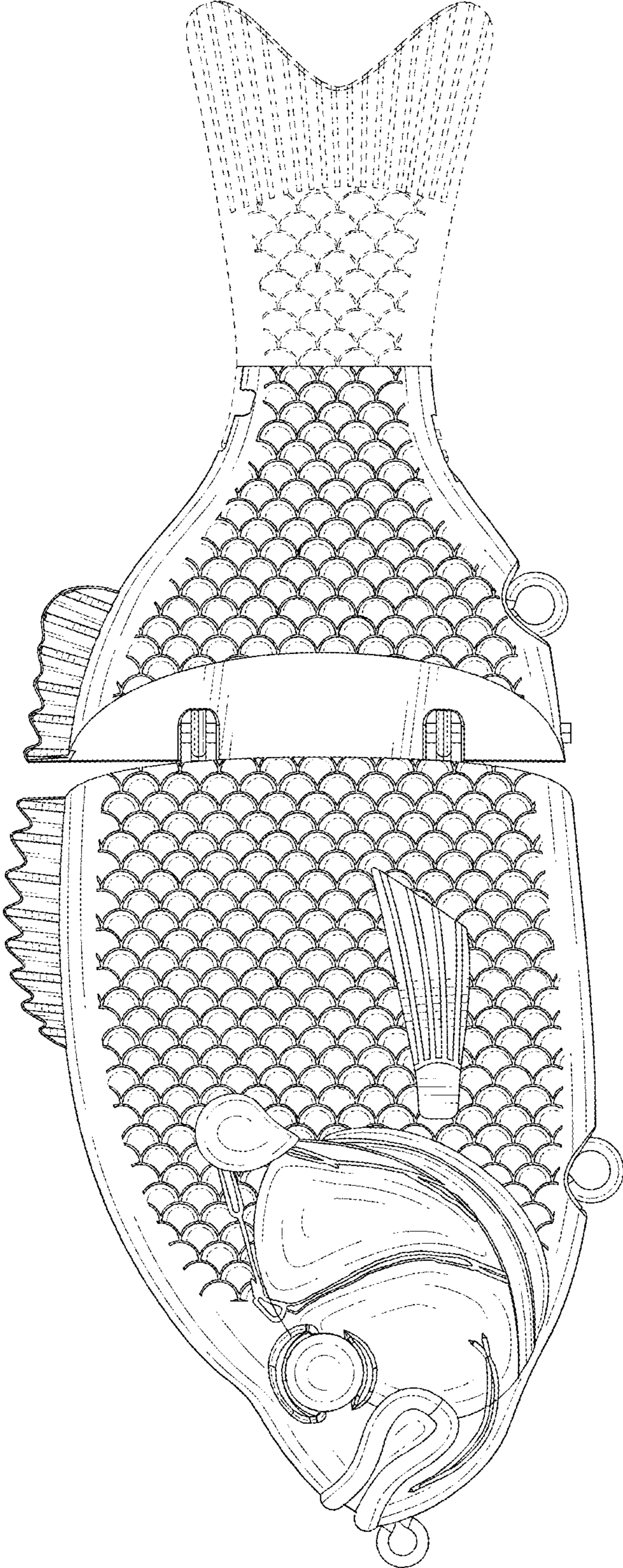


FIG. 3

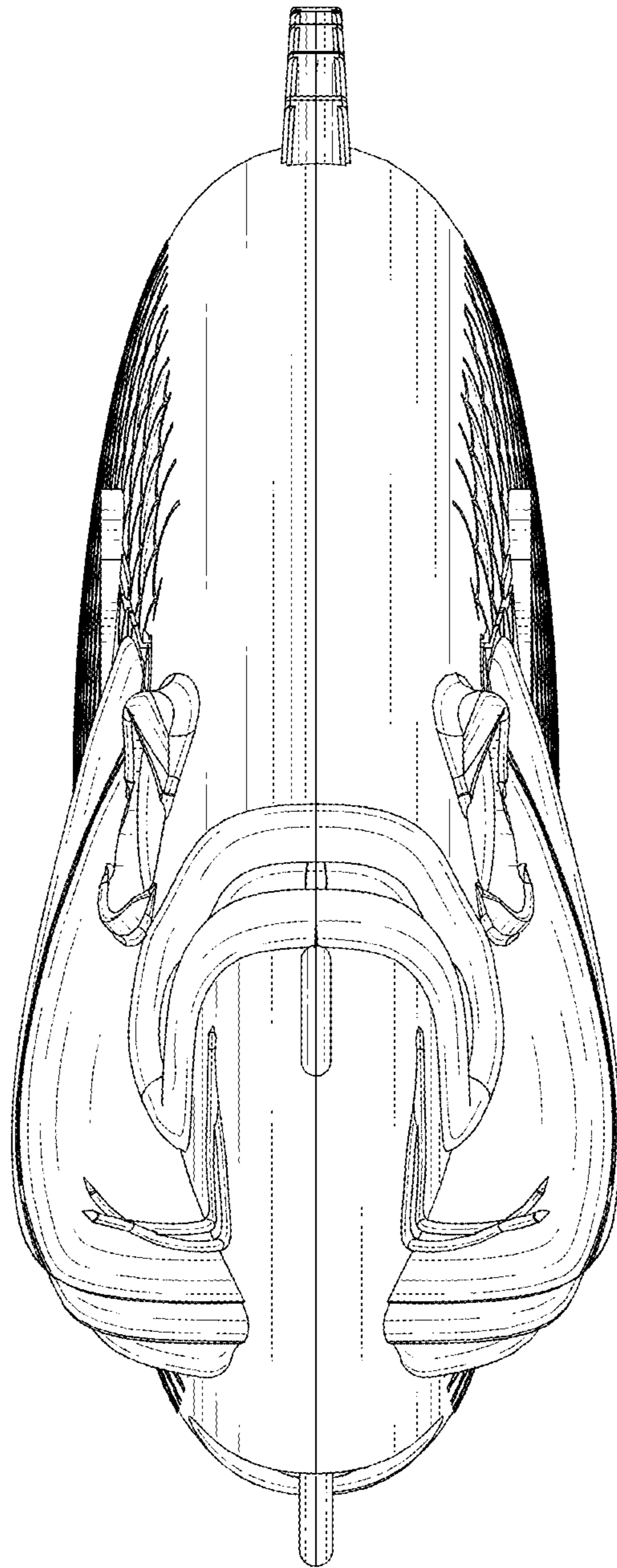


FIG. 4

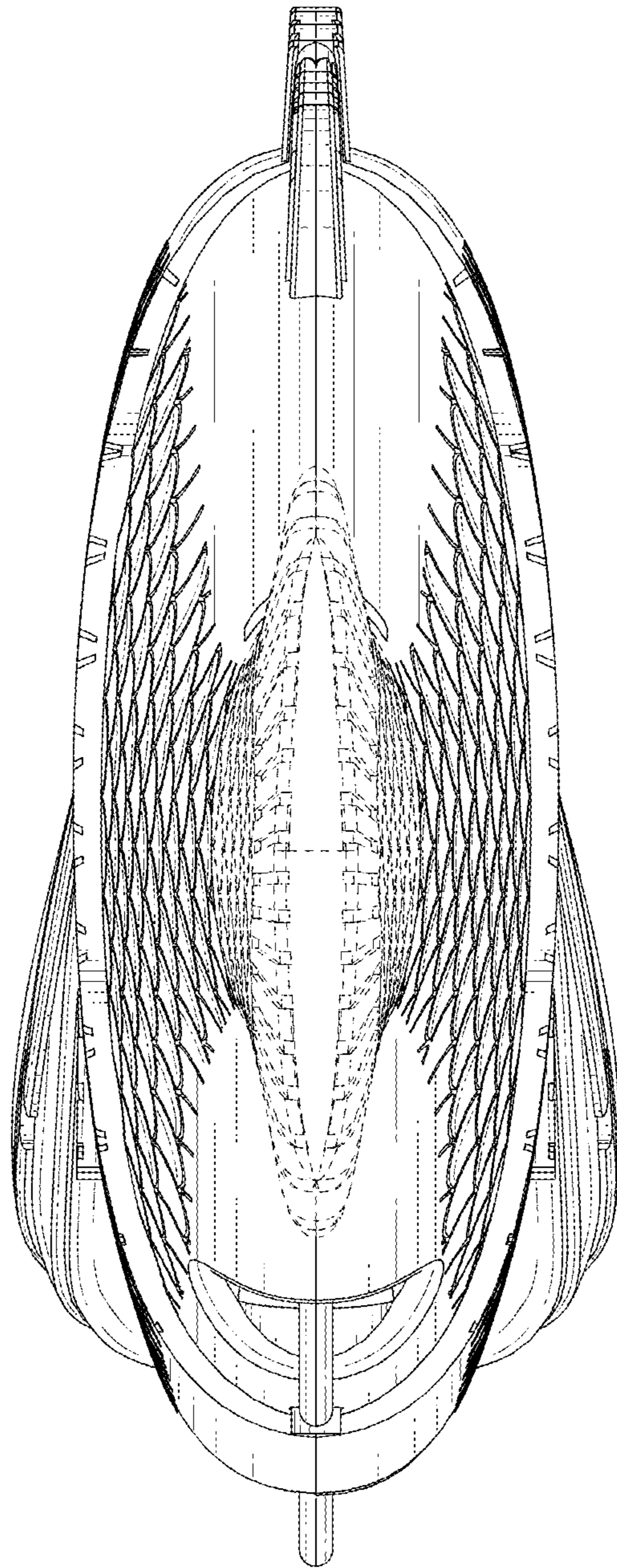


FIG. 5

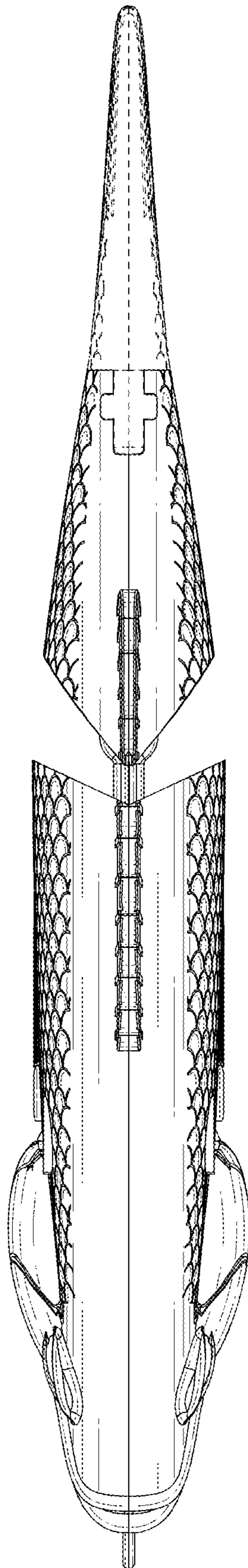


FIG. 6

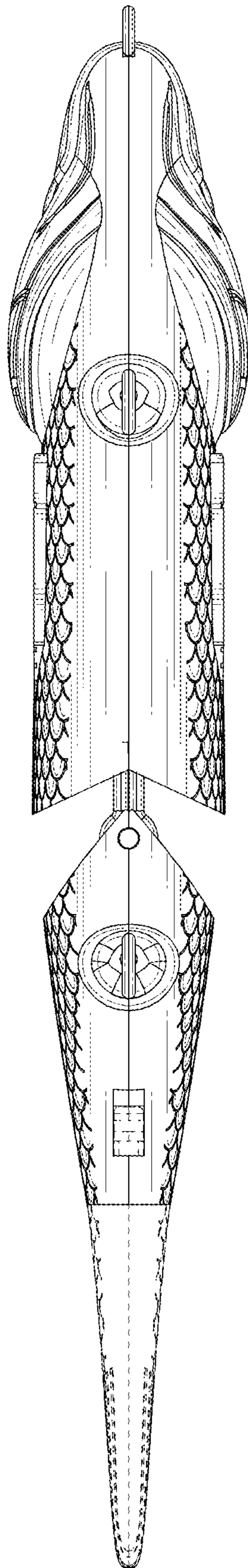


FIG. 7