



US0D1019844S

(12) **United States Design Patent**
Rao

(10) **Patent No.: US D1,019,844 S**

(45) **Date of Patent: ** Mar. 26, 2024**

(54) **GOLF GRIP**

(71) Applicant: **Dongguan Jierui Sports Goods Co., Ltd.**, Dongguan (CN)

(72) Inventor: **Zuosi Rao**, Dongguan (CN)

(73) Assignee: **Dongguan Jierui Sports Goods Co., Ltd.**, Dongguan (CN)

(**) Term: **15 Years**

(21) Appl. No.: **29/832,555**

(22) Filed: **Mar. 29, 2022**

(51) **LOC (14) Cl.** **21-02**

(52) **U.S. Cl.**
USPC **D21/756**

(58) **Field of Classification Search**
USPC D21/759, 793, 796, 708, 709, 710, 733,
D21/734, 735, 736, 747, 753, 756, 757,
D21/789
CPC A63B 57/0068; A63B 57/0075; A63B
69/3623; A63B 69/3667
See application file for complete search history.

(56) **References Cited**

U.S. PATENT DOCUMENTS

D512,758 S	*	12/2005	Tuerschmann	D21/756
D536,048 S	*	1/2007	Chen	D21/756
D564,610 S	*	3/2008	Chen	D21/756
D581,002 S	*	11/2008	Chen	D21/756
D605,717 S	*	12/2009	Hachiro	D21/756
D627,023 S	*	11/2010	Hsu	D21/756
D644,285 S	*	8/2011	Gill	D21/756
D661,359 S	*	6/2012	Lewis	D21/756
D664,224 S	*	7/2012	Lamkin	D21/756
D691,682 S	*	10/2013	Su	D21/756
D726,267 S	*	4/2015	Bacon	D21/756
D738,974 S	*	9/2015	Miller	D21/756
D745,100 S	*	12/2015	Miller	D21/756
D788,866 S	*	6/2017	Lamkin	D21/756
D978,997 S	*	2/2023	Kultala	D21/756

OTHER PUBLICATIONS

Saplize, announced 2019 [online], [site visited Jun. 20, 2023]. Available on internet, URL: <https://www.amazon.com/SAPLIZE-Grips-Tapes-Bundle-Rubber/dp/B07Q73NS1P/ref> (Year: 2019).*
Superstroke, announced 2019 [online], [site visited Jun. 20, 2023]. Available on internet, URL: <https://www.amazon.com/SuperStroke-Cross-Comfort-Black-Undersize/dp/B06XYW79D1/ref> (Year: 2019).*
Junshun, announced 2022 [online], [site visited Jun. 20, 2023]. Available on internet, URL: <https://www.amazon.com/Junshun-Standard-MidsizeGrips-Free-Tapes/dp/B09VH5XV73/ref> (Year: 2022).*

* cited by examiner

Primary Examiner — Khawaja Anwar

Assistant Examiner — Julice Seung Eun Oum

(74) *Attorney, Agent, or Firm* — Georgi Korobanov

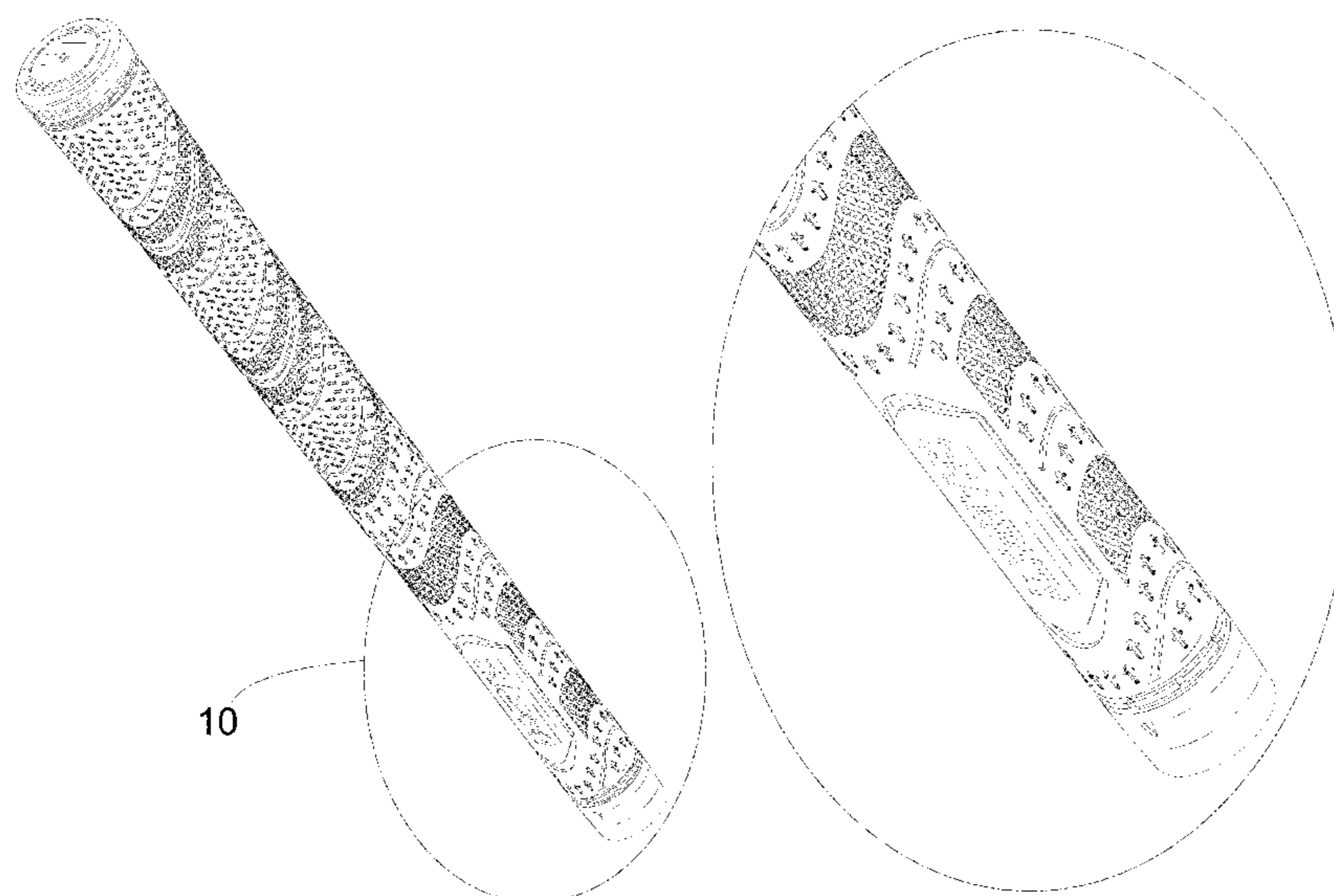
(57) **CLAIM**

The ornamental design for a golf grip, as shown and described.

DESCRIPTION

FIG. 1 is a perspective view of a golf grip, showing my new design;
FIG. 2 is another perspective view thereof;
FIG. 3 is a front view thereof;
FIG. 4 is a rear view thereof;
FIG. 5 is a left side view thereof;
FIG. 6 is a right side view thereof;
FIG. 7 is an enlarged top plan view thereof;
FIG. 8 is an enlarged bottom plan view thereof;
FIG. 9 is an enlarged view of a portion of FIG. 1; and,
FIG. 10 is an enlarged view of a portion of FIG. 2.
The broken line showing of the golf grip is for the purpose of illustrating article and forms no part of the claimed design.

1 Claim, 10 Drawing Sheets



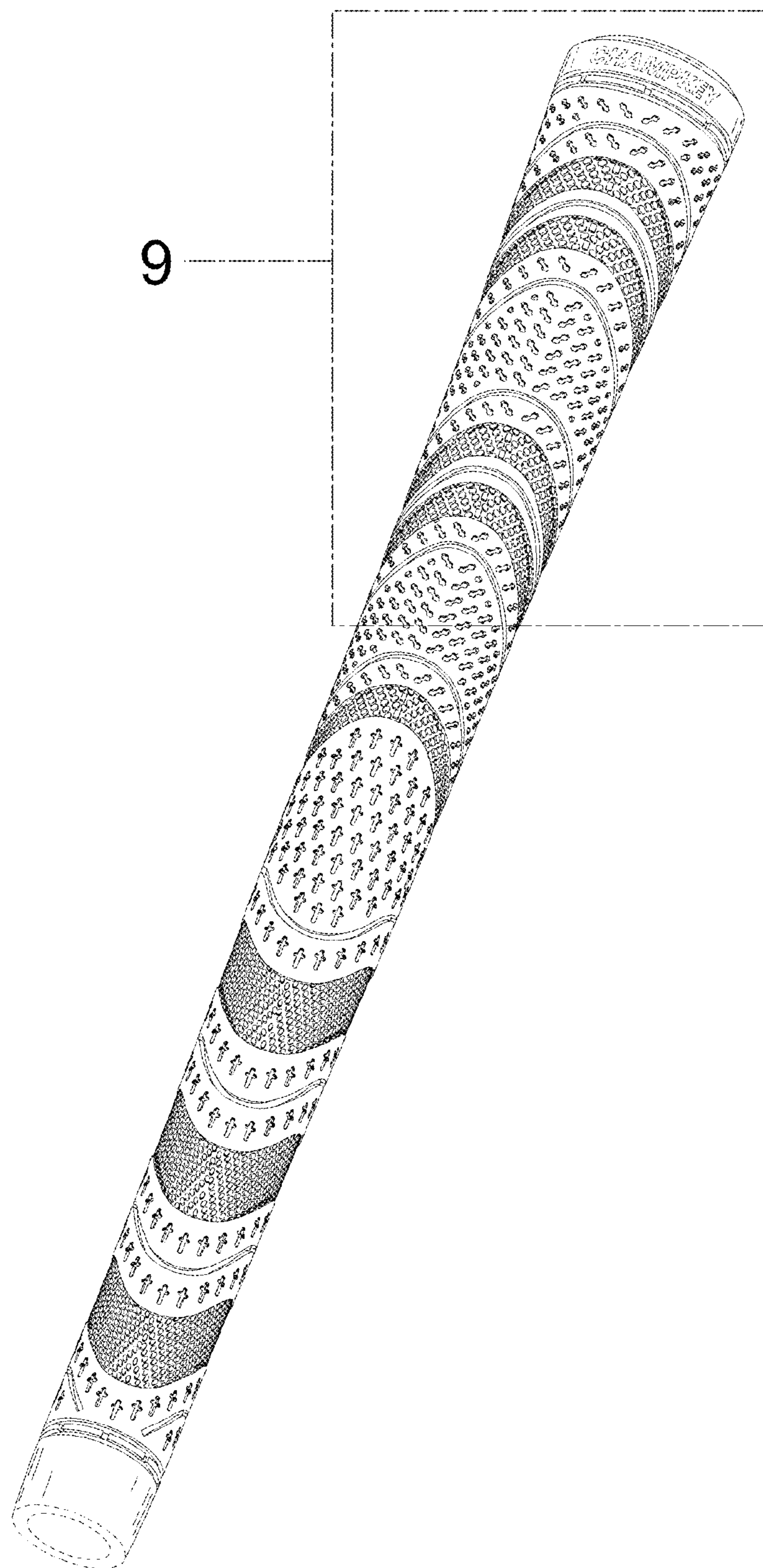


FIG. 1

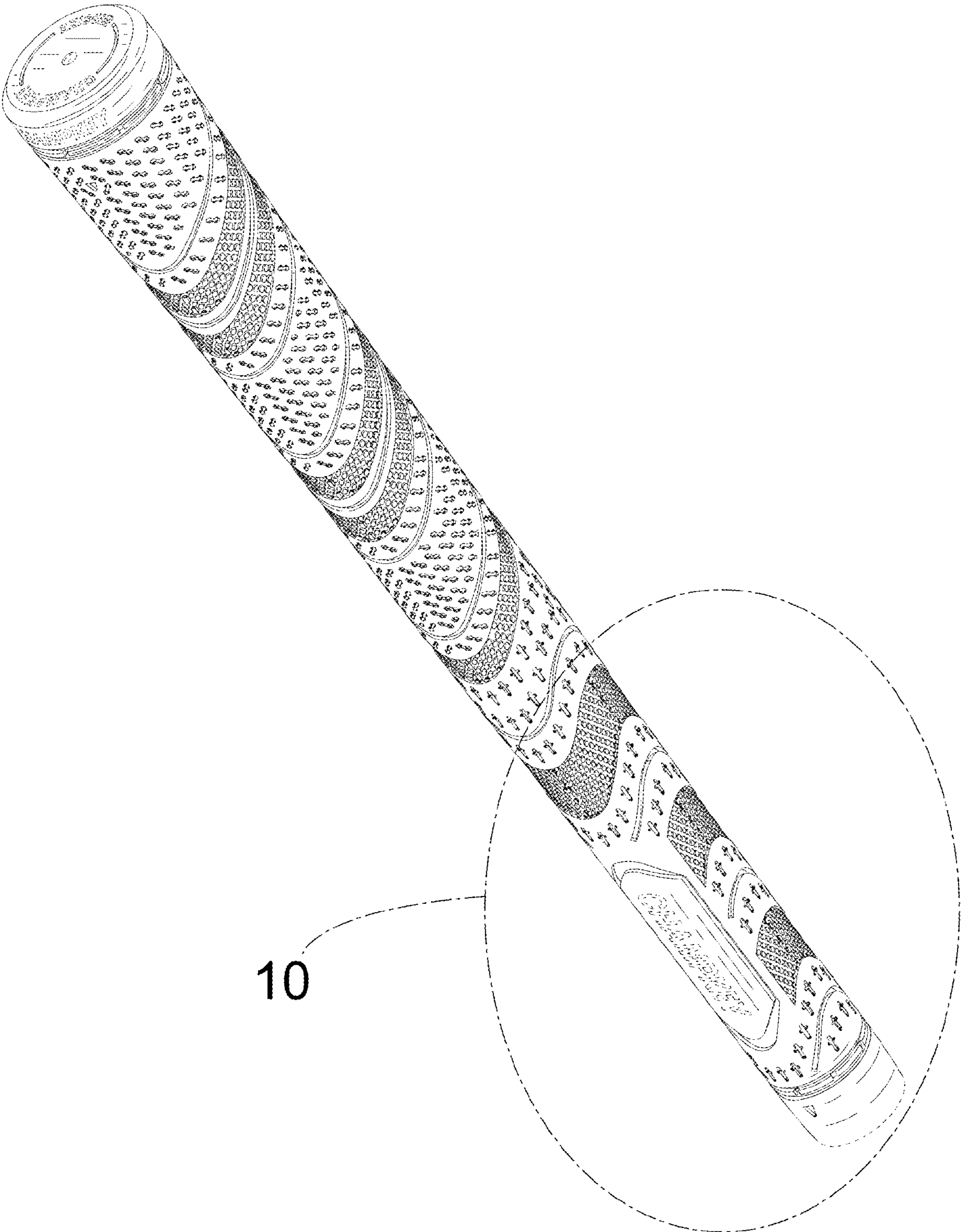


FIG. 2

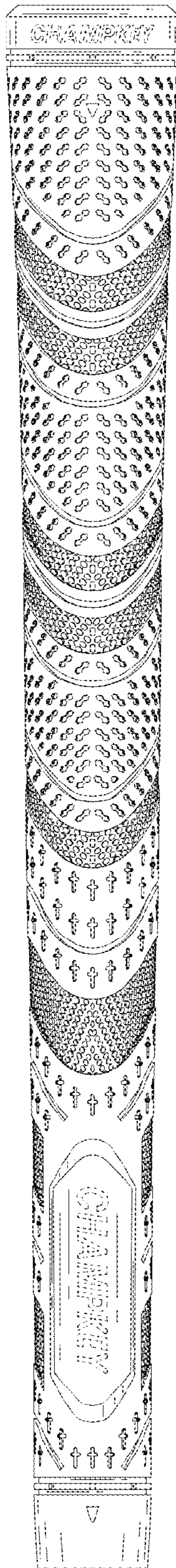


FIG. 3

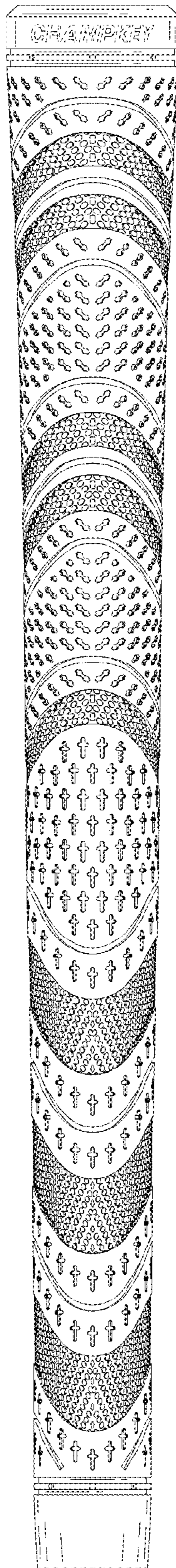


FIG. 4

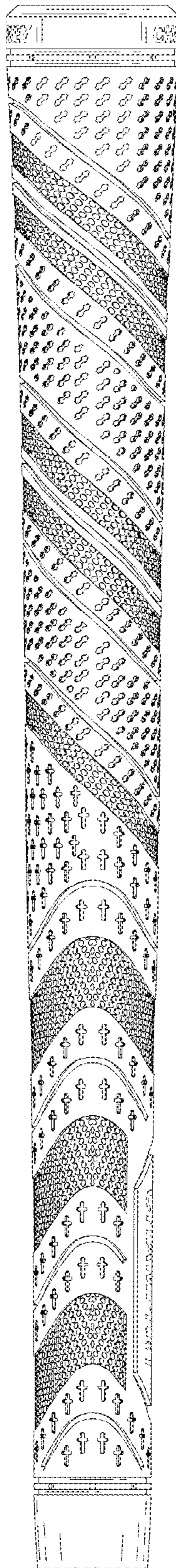


FIG. 5

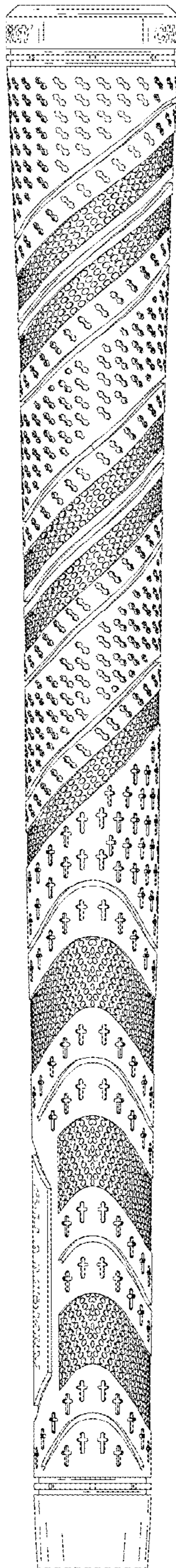


FIG. 6

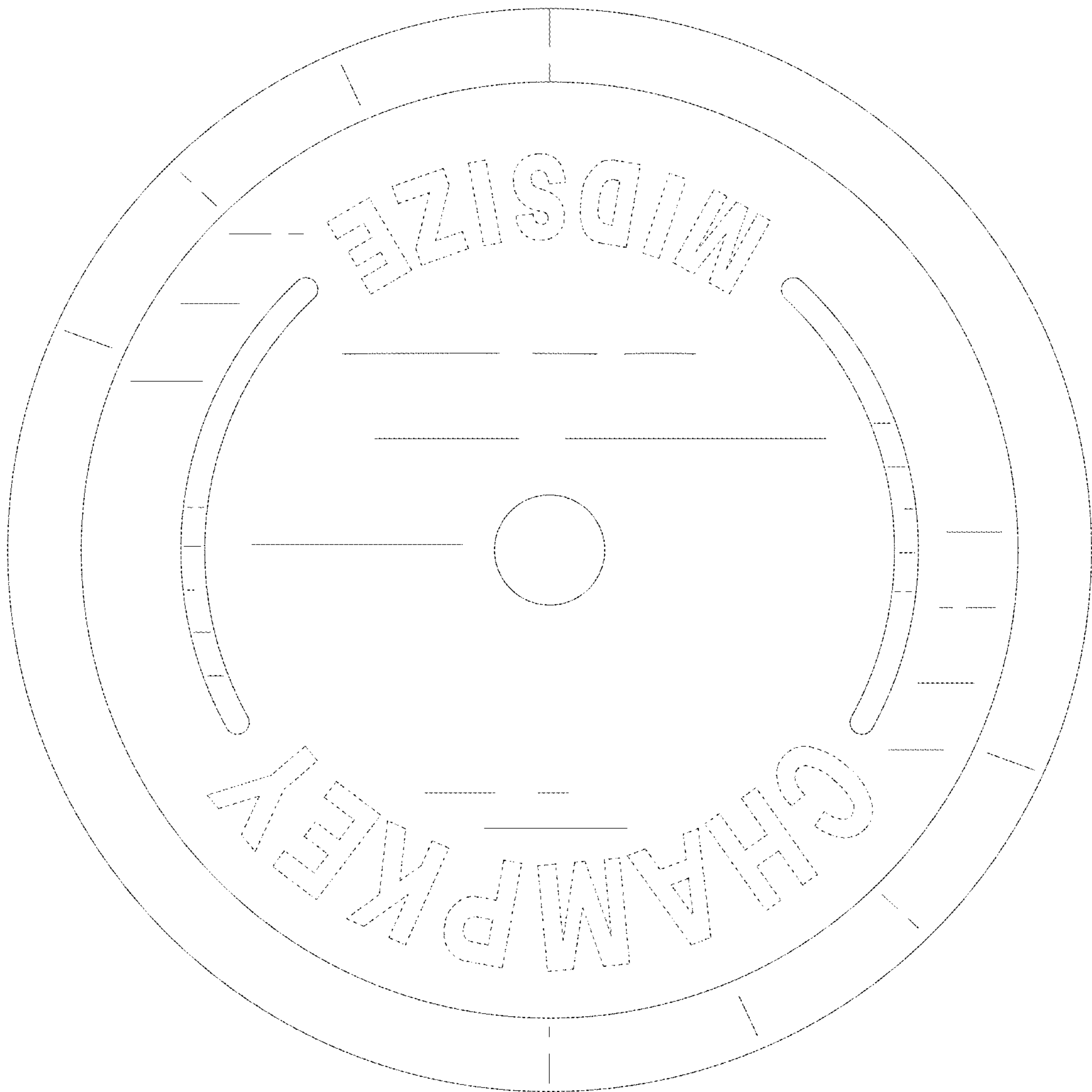


FIG. 7

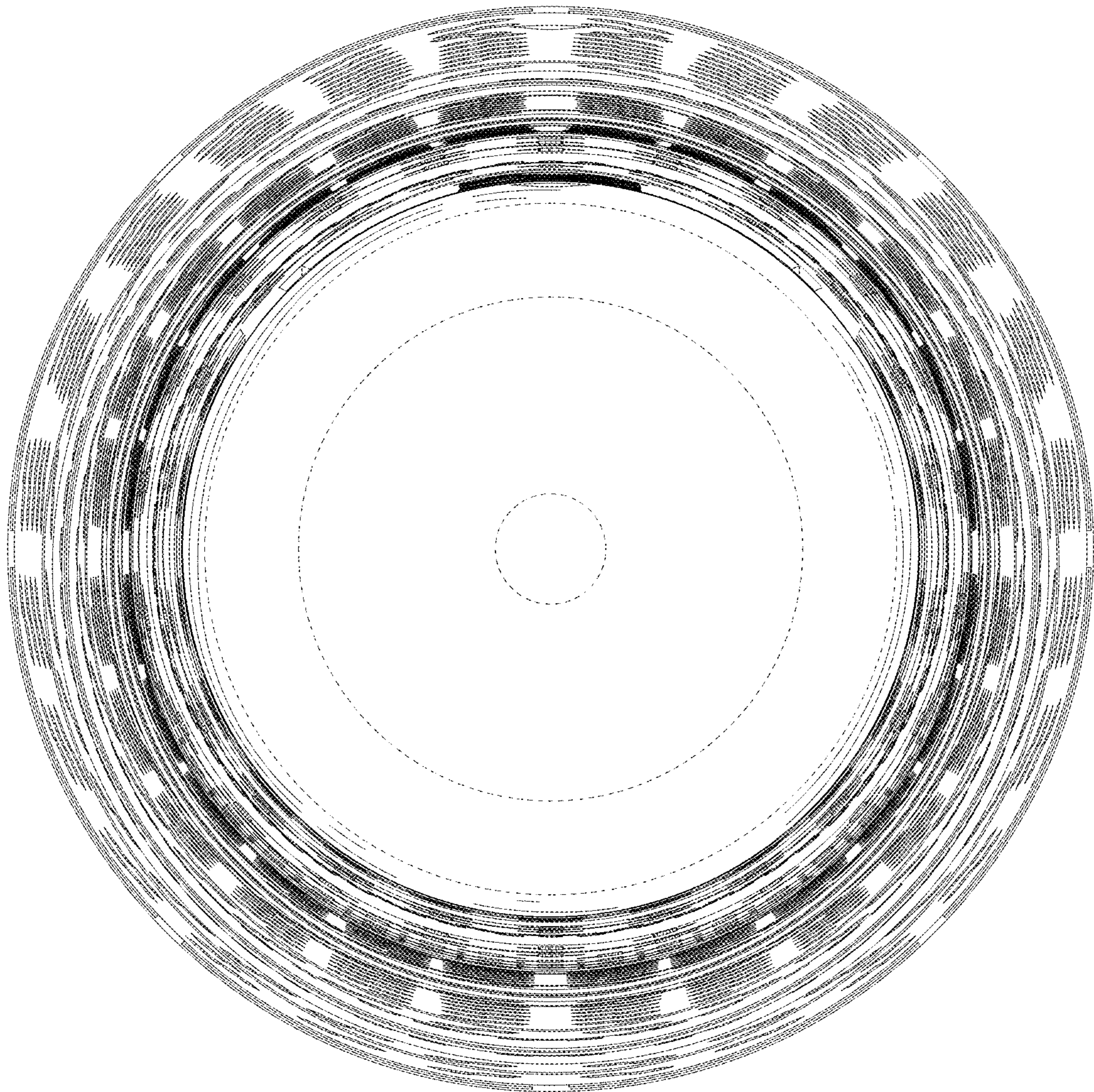


FIG. 8

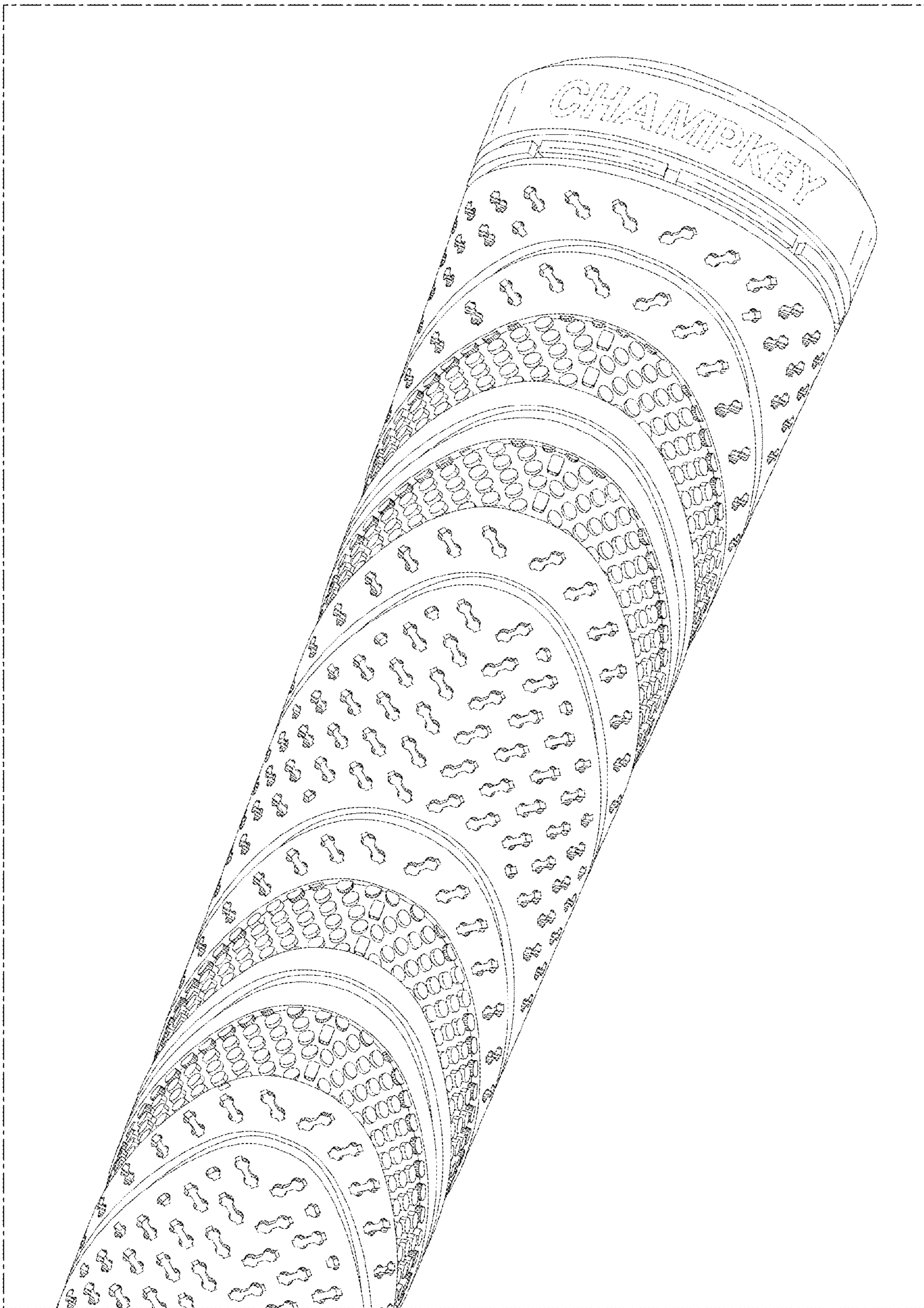


FIG. 9

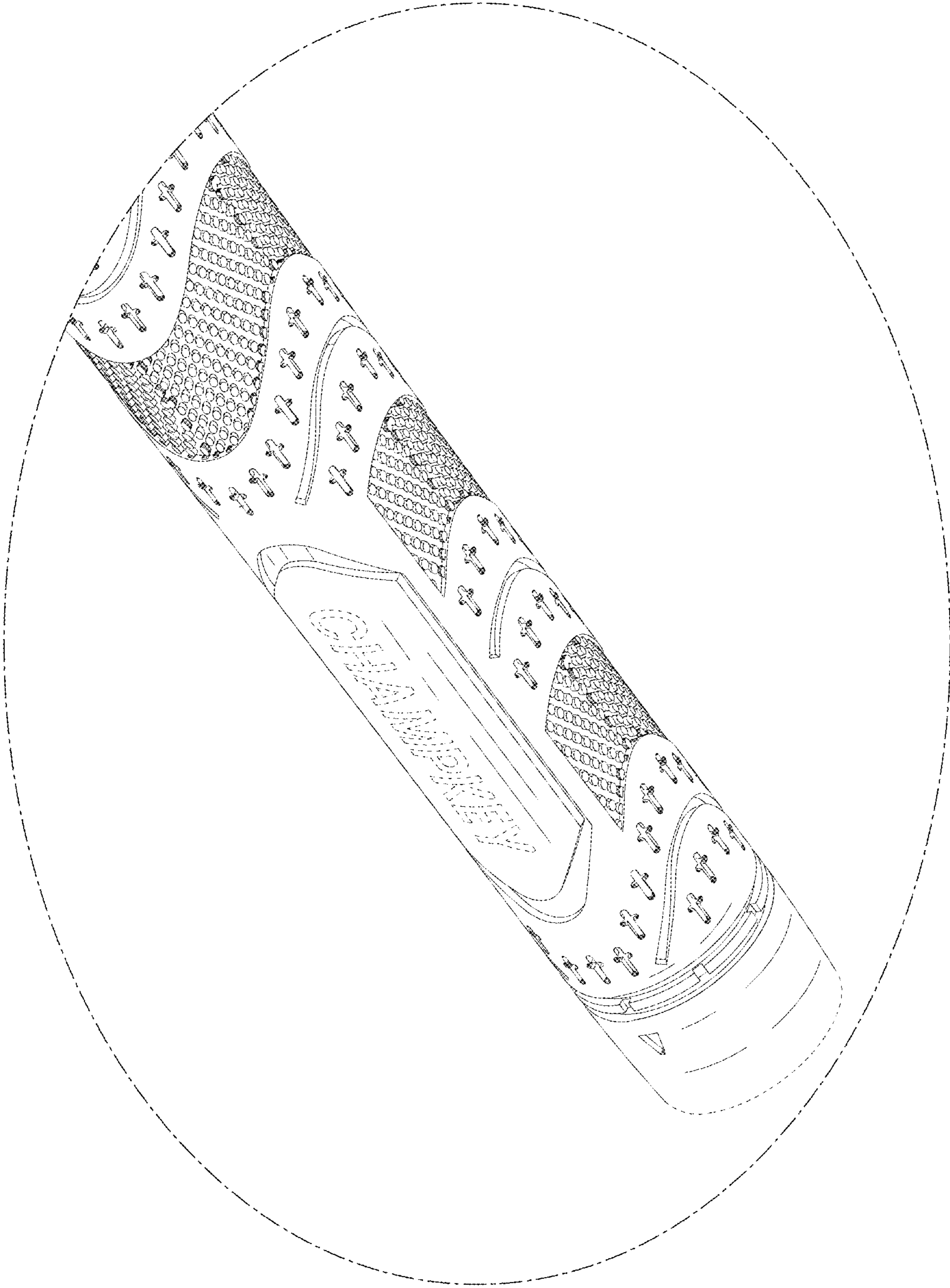


FIG. 10