



US0D1019494S

(12) **United States Design Patent**  
**Chiang**

(10) **Patent No.:** **US D1,019,494 S**

(45) **Date of Patent:** **\*\* Mar. 26, 2024**

(54) **SPOILER BOOST SPLITTER**

(71) Applicant: **Man Kit Chiang**, Dublin, CA (US)

(72) Inventor: **Man Kit Chiang**, Dublin, CA (US)

(\*\*) Term: **15 Years**

(21) Appl. No.: **29/846,612**

(22) Filed: **Jul. 18, 2022**

(51) **LOC (14) Cl.** ..... **12-16**

(52) **U.S. Cl.**  
USPC ..... **D12/181**

(58) **Field of Classification Search**  
USPC ..... D12/181, 400, 163, 164, 165, 166, 167,  
D12/186, 182-184, 191, 190, 192, 195,  
D12/88, 91, 96, 99, 414, 415, 416, 417,  
D12/418, 419, 420-426, 345, 169  
CPC ..... B62D 35/00; B62D 35/007; B62D 37/02  
See application file for complete search history.

(56) **References Cited**

**U.S. PATENT DOCUMENTS**

D822,557 S *	7/2018	DiCanzio	.....	D12/169
D907,550 S *	1/2021	Chiang	.....	D12/181
D930,525 S *	9/2021	Lee	.....	D12/169
D933,550 S *	10/2021	Chiang	.....	D12/169
D954,616 S *	6/2022	Chiang	.....	D12/169
D988,947 S *	6/2023	Tsai	.....	D12/181
D999,692 S *	9/2023	Wang	.....	D12/181

**OTHER PUBLICATIONS**

“Rear Trunk Spoiler Wing Fit for Chevrolet Corvette C5 1997-2004 ZR1 Extended Style Glossy Blac” amazon.com, post Published Dec. 6, 2023. Retrieved Dec. 22, 2023. Available online at URL: [https://www.amazon.com/Fit-Chevrolet-Corvette-C5-1997-2004/dp/B0CPLCP7HZ/ref=sr\\_1\\_14\\_sspa?crd=35R9QSRX5](https://www.amazon.com/Fit-Chevrolet-Corvette-C5-1997-2004/dp/B0CPLCP7HZ/ref=sr_1_14_sspa?crd=35R9QSRX5) (Year: 2023).\*

“Ombialo Rear Roof Window Spoiler Compatible with VW Golf MK7 MK7.5 GTI 2014 2015 2016 2017 Rear Top” amazon.com, post Published Sep. 26, 2023. Retrieved Dec. 22, 2023. Available online at URL: [https://www.amazon.com/Ombialo-Window-Spoiler-Compatible-Carbon/dp/B0CJTJHBLZ/ref=sr\\_1\\_14\\_sspa?crd=35R9QSRX5](https://www.amazon.com/Ombialo-Window-Spoiler-Compatible-Carbon/dp/B0CJTJHBLZ/ref=sr_1_14_sspa?crd=35R9QSRX5) (Year: 2023).\*

\* cited by examiner

*Primary Examiner* — Christian P. McLean  
*Assistant Examiner* — Jessica Lynn Devilbiss

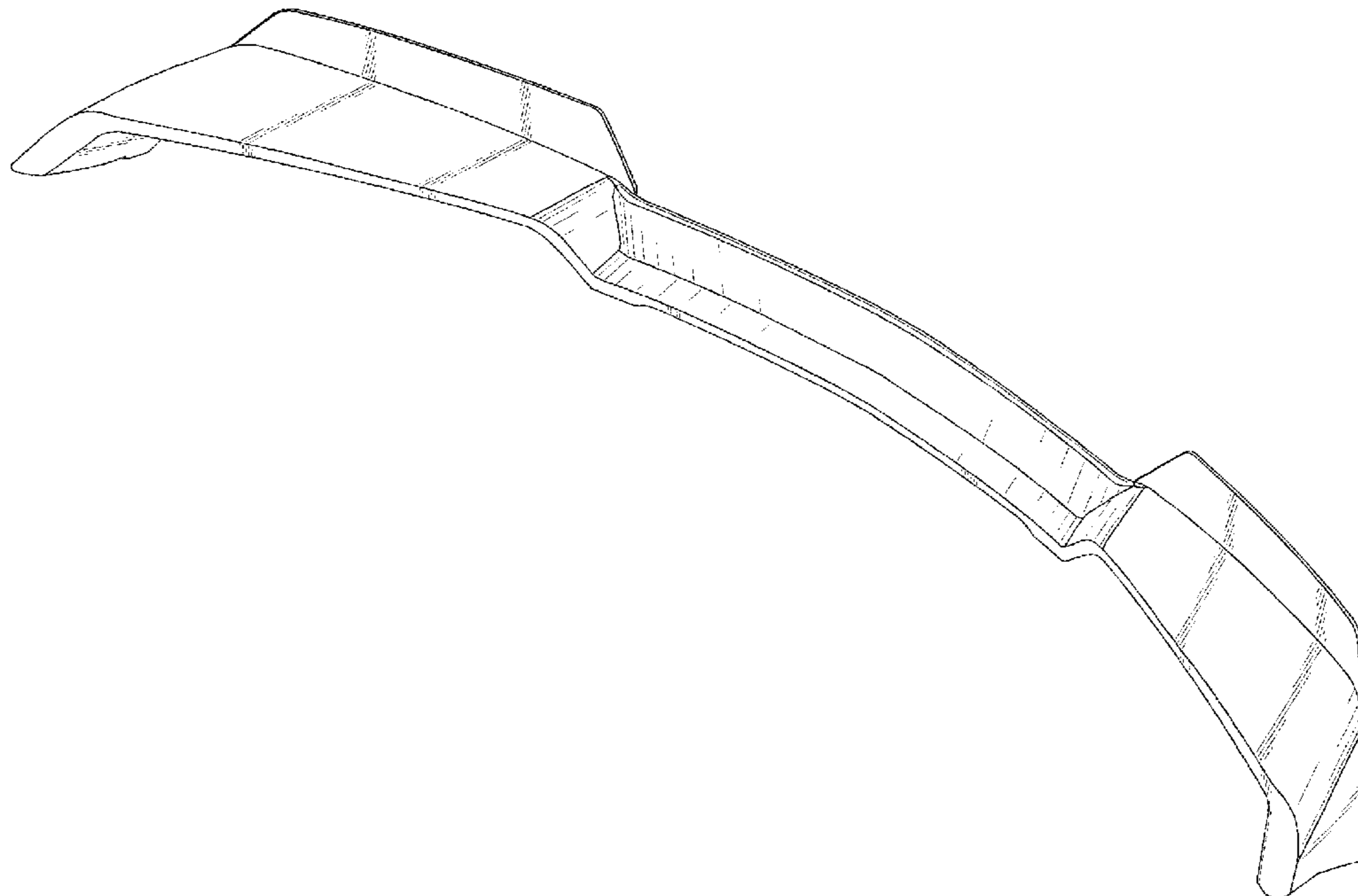
(57) **CLAIM**

The ornamental design for a spoiler boost splitter, as shown and described.

**DESCRIPTION**

FIG. 1 is a top-front-left perspective view of a spoiler boost splitter showing my new design;  
FIG. 2 is a bottom-front-left perspective view thereof;  
FIG. 3 is a top-rear-right perspective view thereof;  
FIG. 4 is a bottom-rear-right perspective view thereof;  
FIG. 5 is a front elevational view thereof;  
FIG. 6 is a rear elevational view thereof;  
FIG. 7 is a top plan view thereof;  
FIG. 8 is a bottom plan view thereof;  
FIG. 9 is an enlarged right side elevational view thereof;  
and,  
FIG. 10 is an enlarged left side elevational view thereof.  
The broken lines showing of fasteners in FIGS. 2, 4-6, and 8-10, and the broken lines showing of fastening sections in FIGS. 2, 4-5, and 8 are included for the purpose of showing environmental structure and form no part of the claimed design.

**1 Claim, 10 Drawing Sheets**



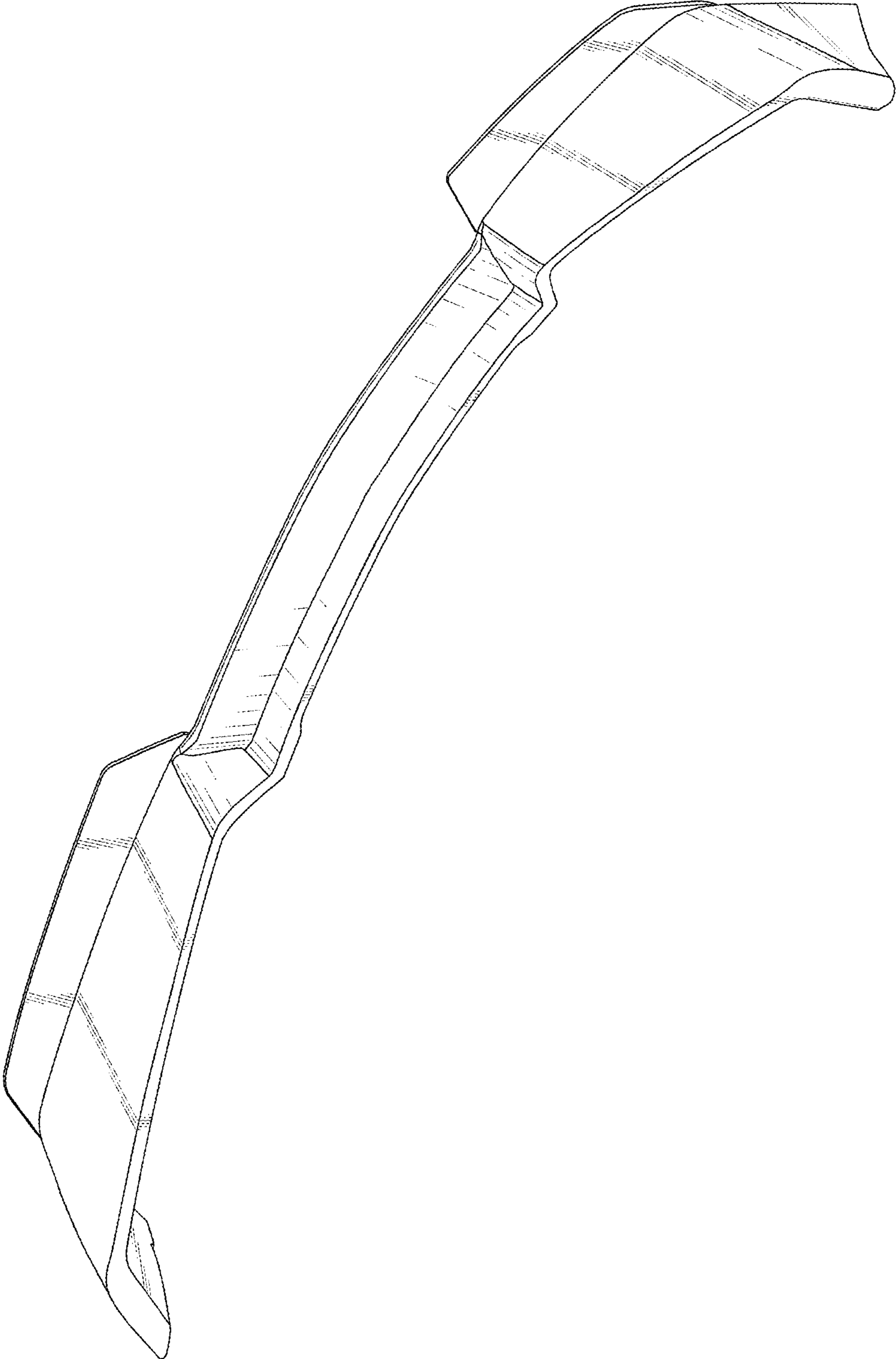


FIG. 1

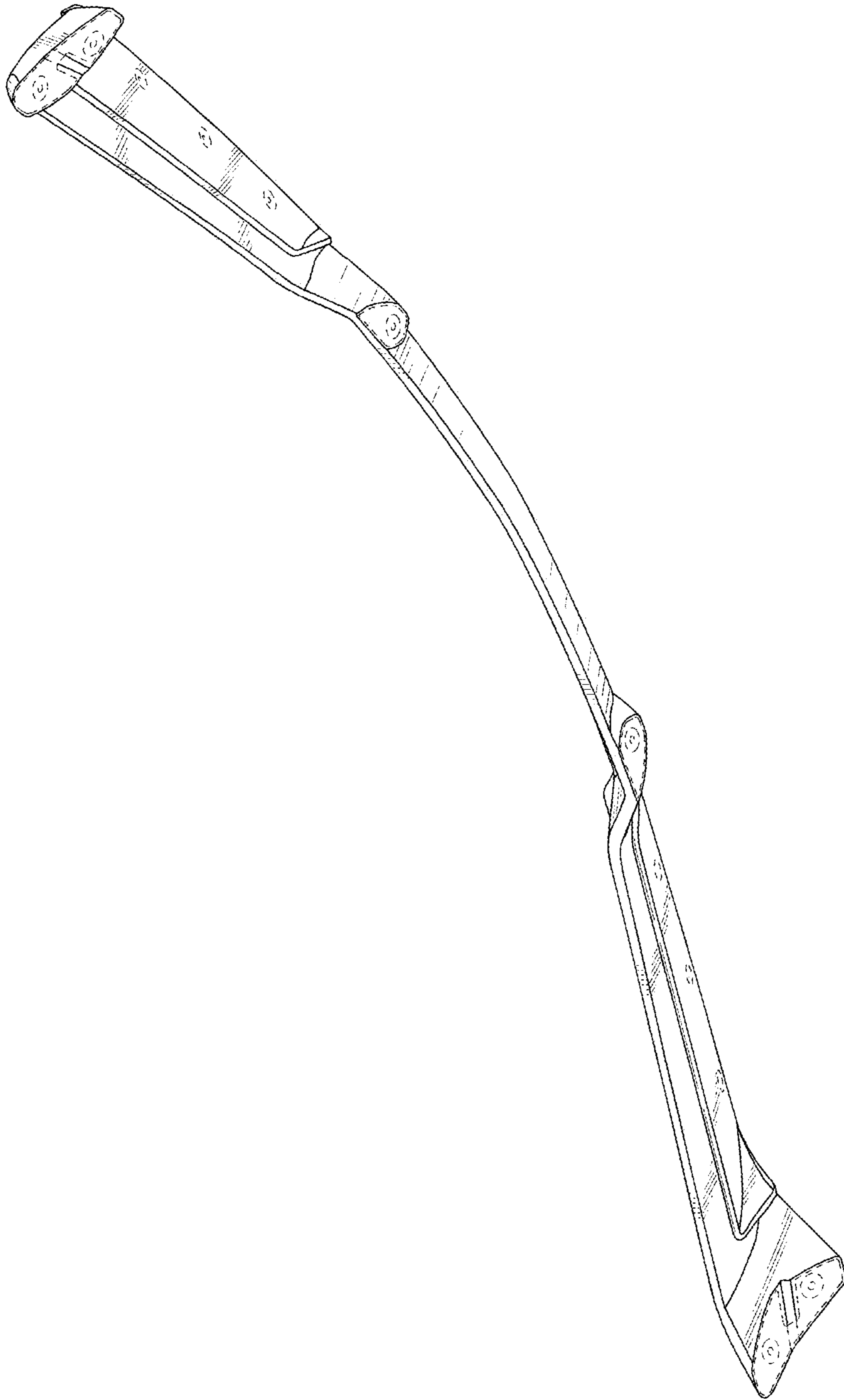


FIG. 2

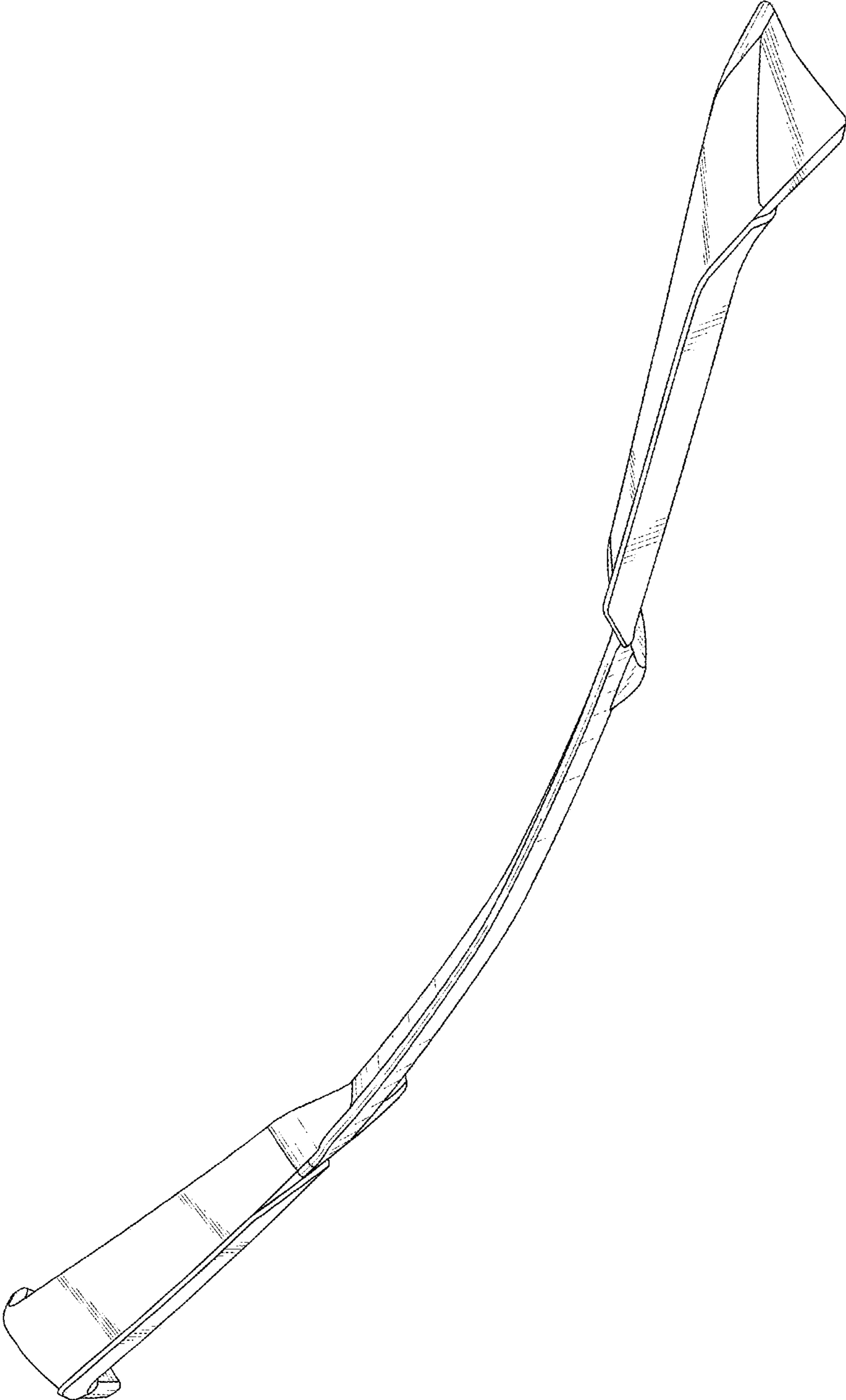


FIG. 3

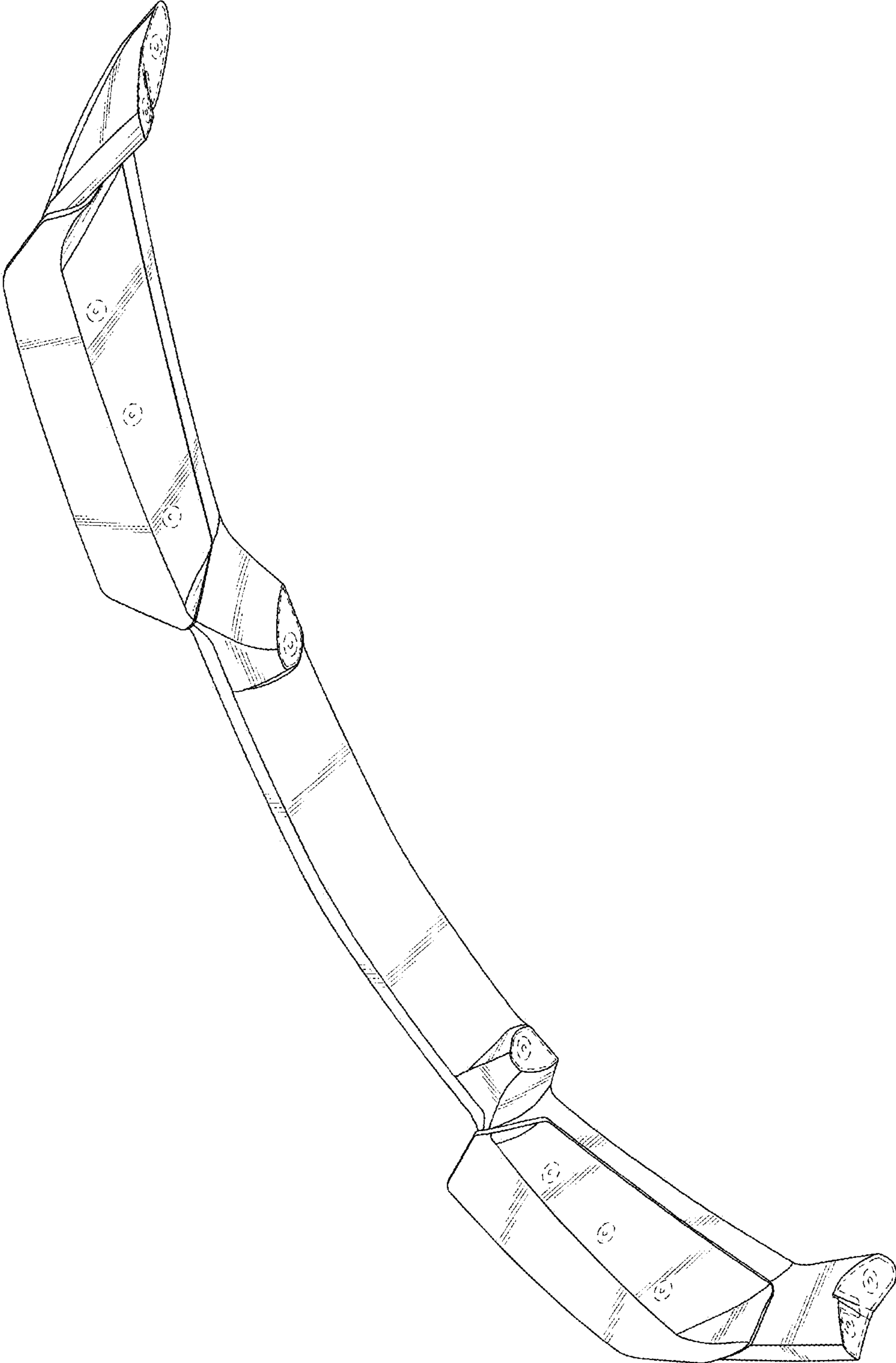


FIG. 4

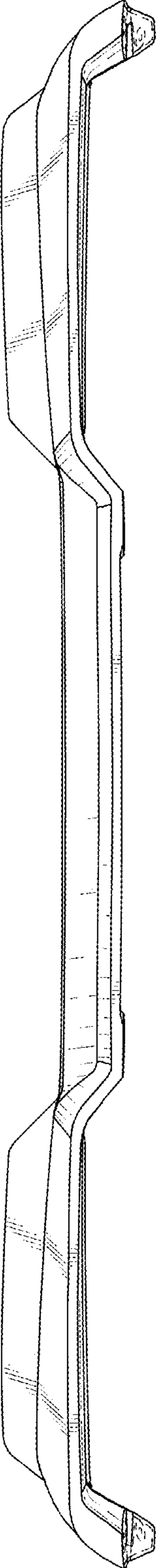


FIG. 5

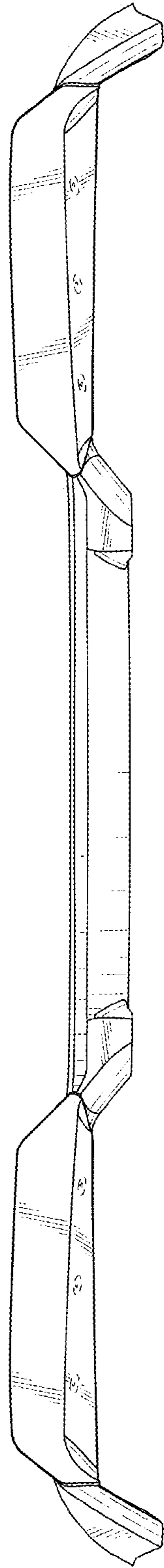


FIG. 6

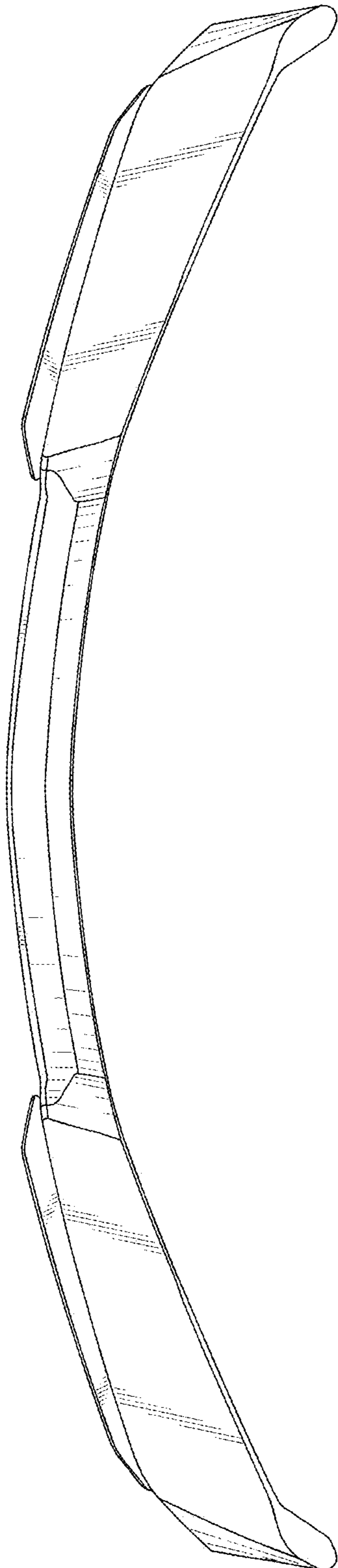


FIG. 7



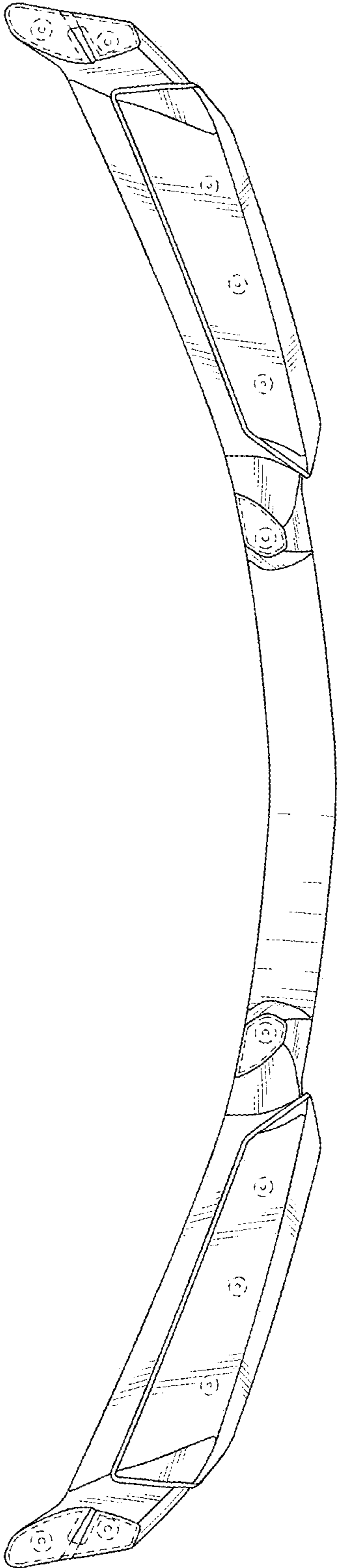


FIG. 8

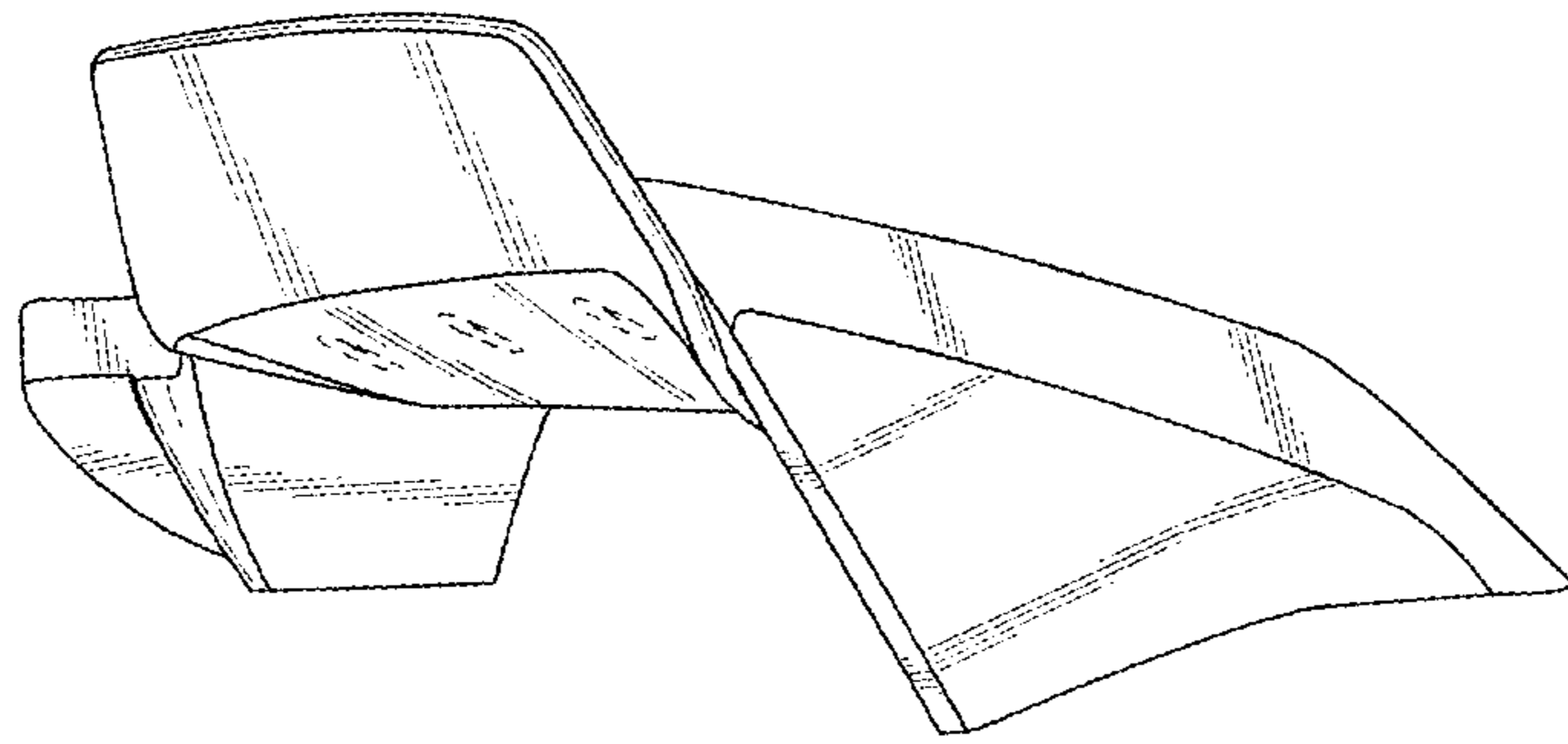


FIG. 9

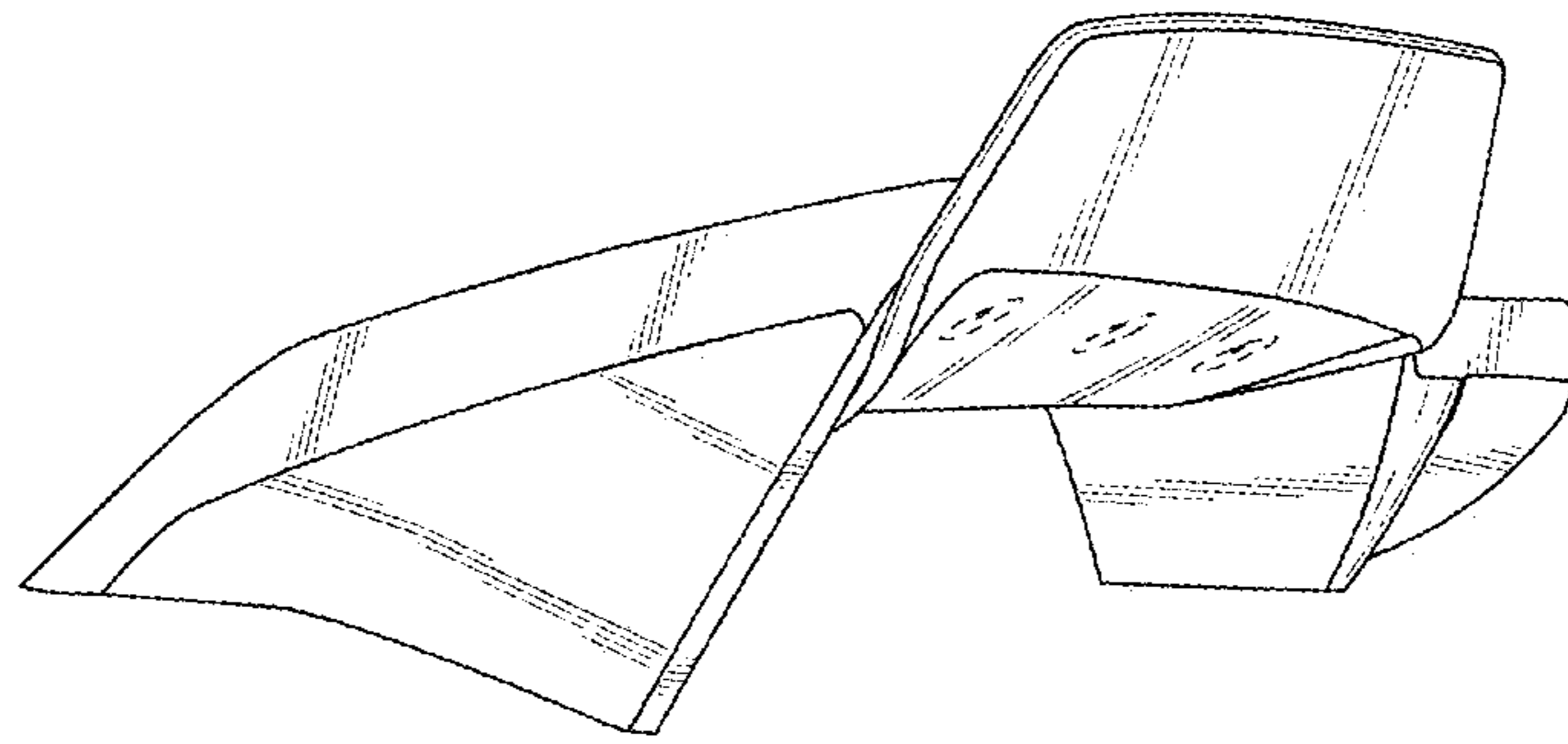


FIG. 10