



US0D1019195S

(12) **United States Design Patent**  
**McCray**

(10) **Patent No.:** **US D1,019,195 S**

(45) **Date of Patent:** **\*\* Mar. 26, 2024**

(54) **FLOOR MAT**

(71) Applicant: **Deborah Ann McCray**, Brooklyn,  
MD (US)

(72) Inventor: **Deborah Ann McCray**, Brooklyn,  
MD (US)

(\*\*) Term: **15 Years**

(21) Appl. No.: **29/906,775**

(22) Filed: **Nov. 9, 2023**

(51) **LOC (14) Cl.** ..... **06-11**

(52) **U.S. Cl.**  
USPC ..... **D6/592**

(58) **Field of Classification Search**  
USPC ..... D6/582, 583, 585, 587, 592; D7/388;  
D19/10; D23/261; D24/212; D32/56-57  
CPC ..... A63B 6/00; A63B 21/4037; A47K 7/026;  
A47K 3/002; A47G 9/062; A47G  
27/0237; A47G 27/0218; A47G 27/0212;  
A47G 27/0206

See application file for complete search history.

(56) **References Cited**

**U.S. PATENT DOCUMENTS**

4,285,075 A 8/1981 Nelson  
D402,841 S \* 12/1998 Dobbs ..... D6/583  
D409,427 S \* 5/1999 Ford ..... D6/583  
D493,999 S \* 8/2004 Ruhl ..... D6/583

D552,910 S \* 10/2007 Connor ..... D6/583  
D609,519 S \* 2/2010 Ortega ..... D6/582  
D642,003 S \* 7/2011 Wright ..... D6/592  
D658,920 S \* 5/2012 Porter ..... D6/583  
D846,305 S \* 4/2019 Allen ..... D6/592  
10,779,670 B1 9/2020 Day  
D938,755 S 12/2021 Wu  
D981,114 S \* 3/2023 Venturini Fendi ..... D5/56  
D985,870 S \* 5/2023 Lei ..... D32/57  
2008/0216228 A1 9/2008 Bonanno  
2009/0158512 A1 6/2009 Stickler  
2013/0022775 A1 1/2013 Dye  
2013/0040099 A1 2/2013 Prewett

\* cited by examiner

*Primary Examiner* — Michelle E. Wilson

*Assistant Examiner* — Clare Ann Gannon

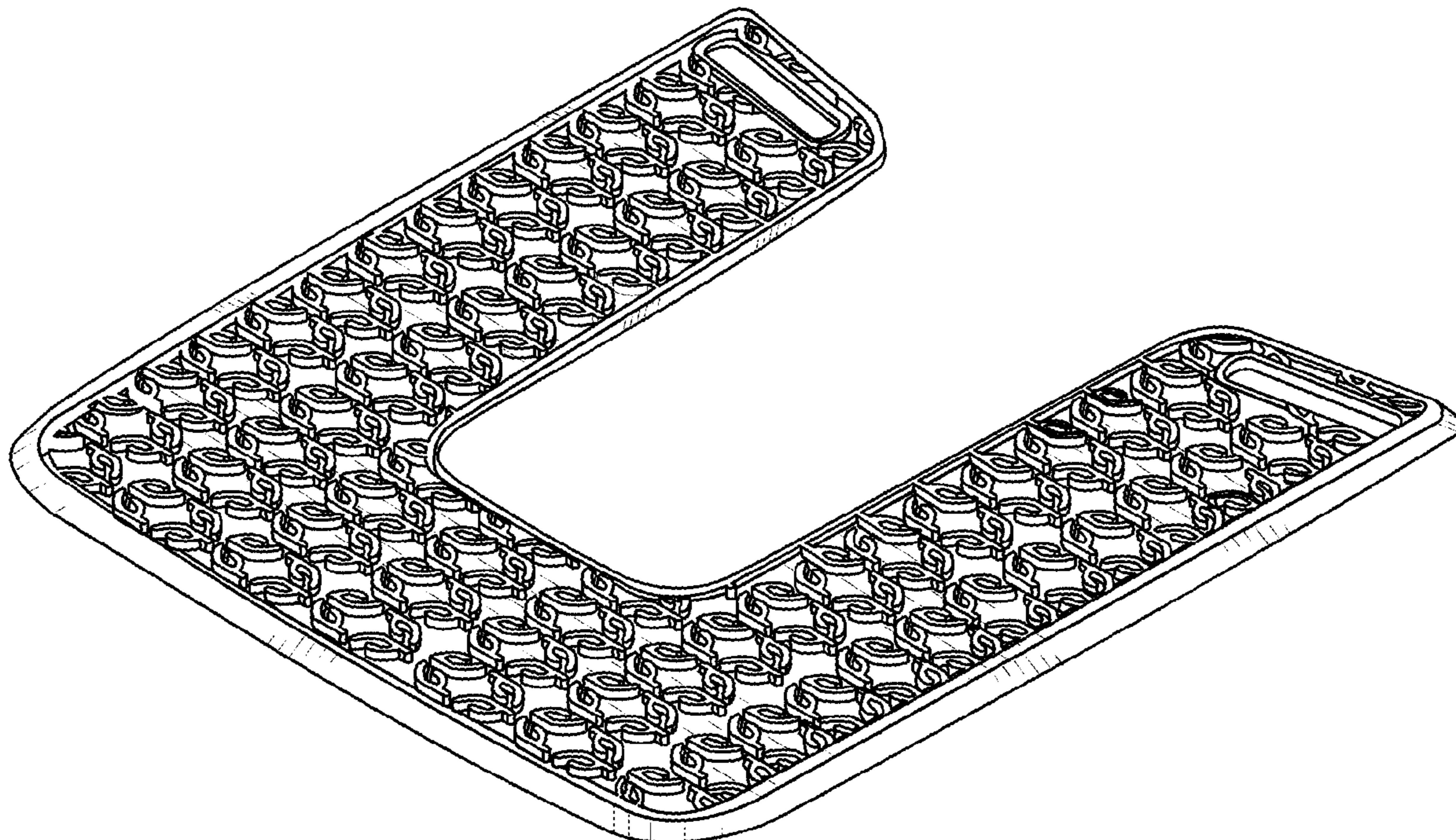
(57) **CLAIM**

The ornamental design for a floor mat, as shown and described.

**DESCRIPTION**

FIG. 1 is a top perspective view of a floor mat showing my new design;  
FIG. 2 is a bottom perspective view thereof;  
FIG. 3 is a front elevational view thereof;  
FIG. 4 is a rear elevational view thereof;  
FIG. 5 is a top plan view thereof;  
FIG. 6 is a bottom view thereof;  
FIG. 7 is a right-side elevational view thereof; and,  
FIG. 8 is a left-side elevational view thereof.

**1 Claim, 8 Drawing Sheets**



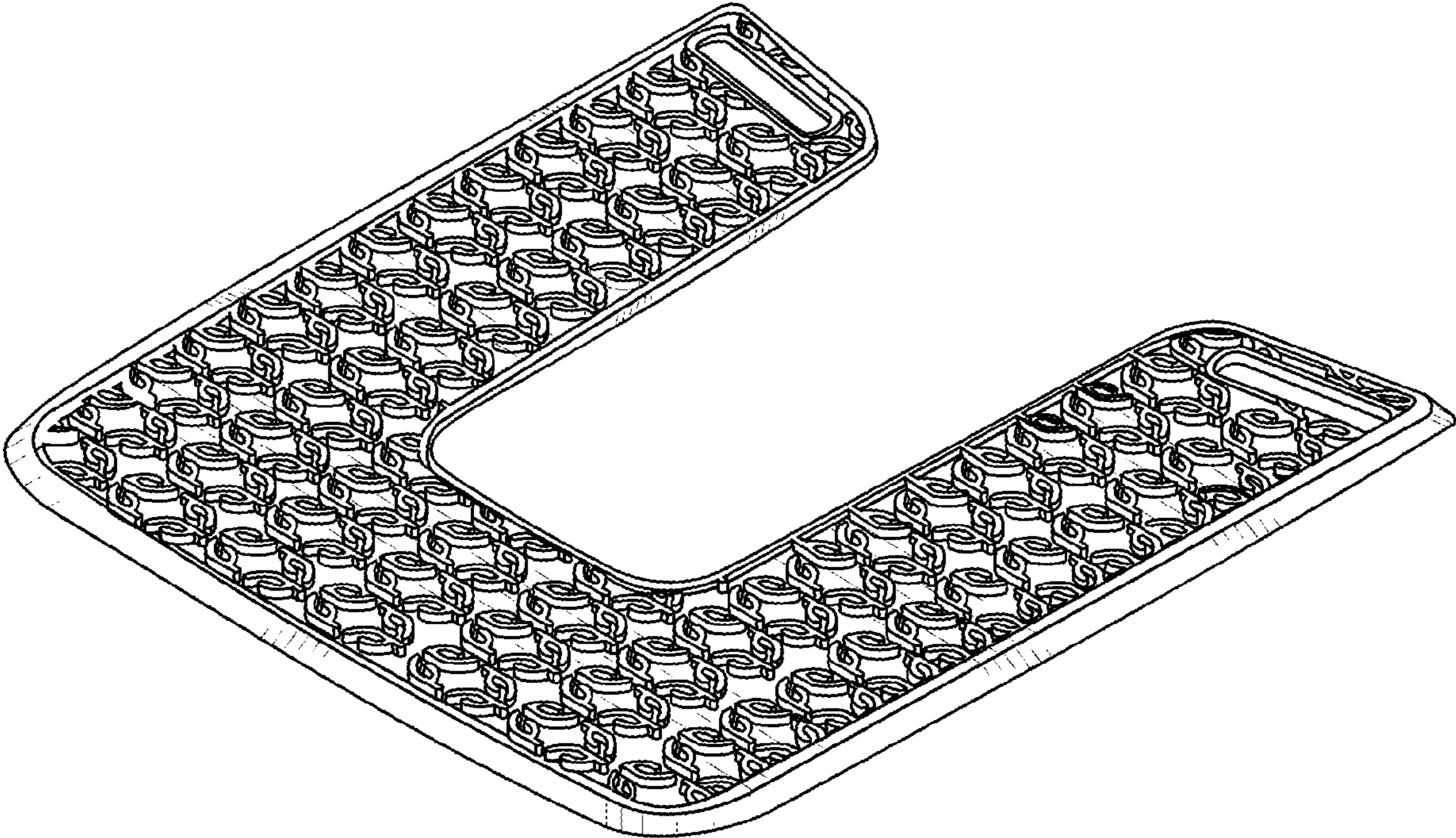


FIG. 1

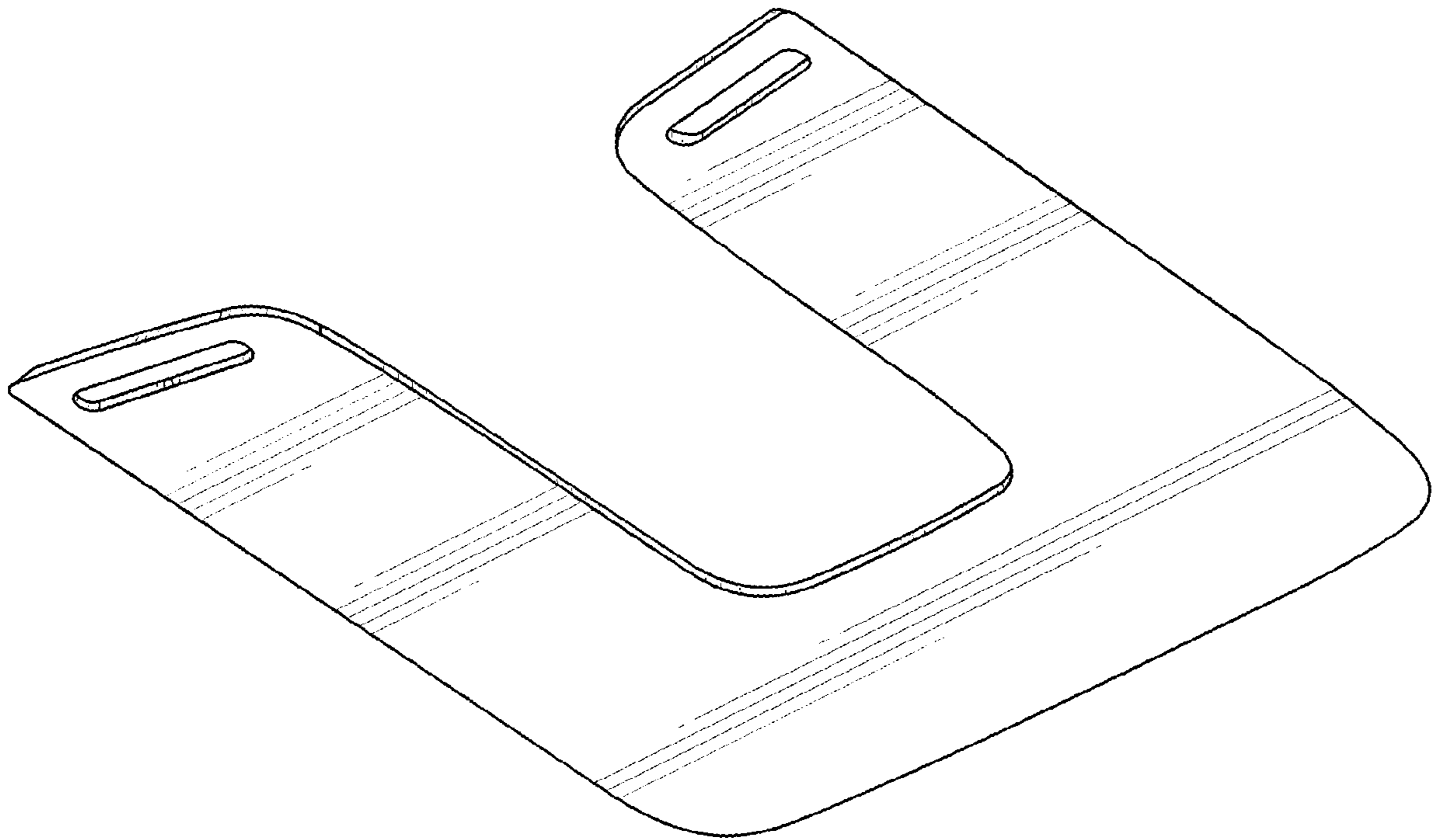


FIG. 2

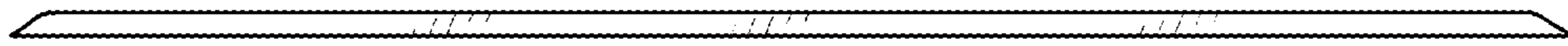


FIG. 3

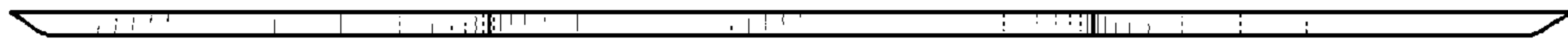


FIG. 4

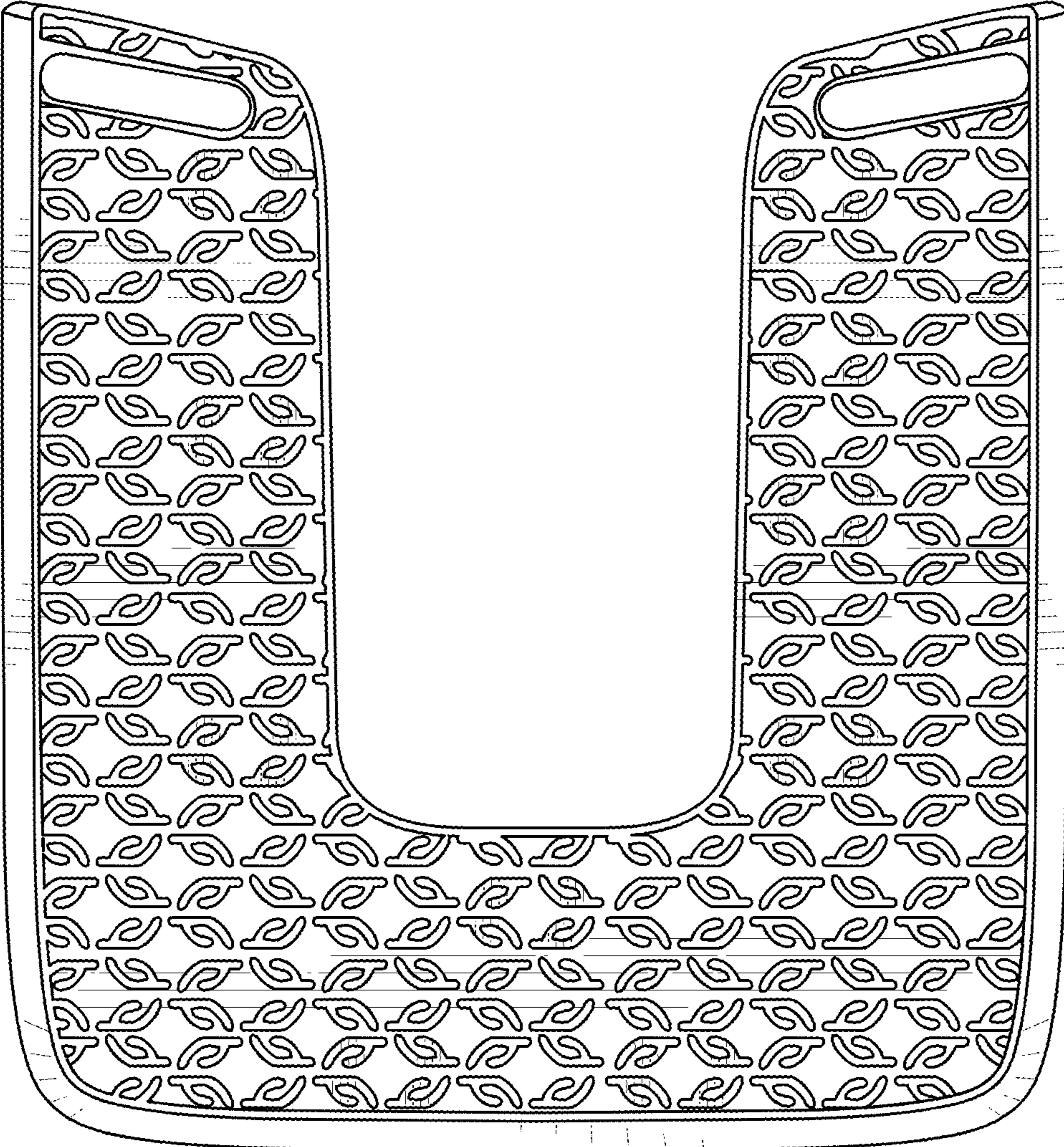


FIG. 5

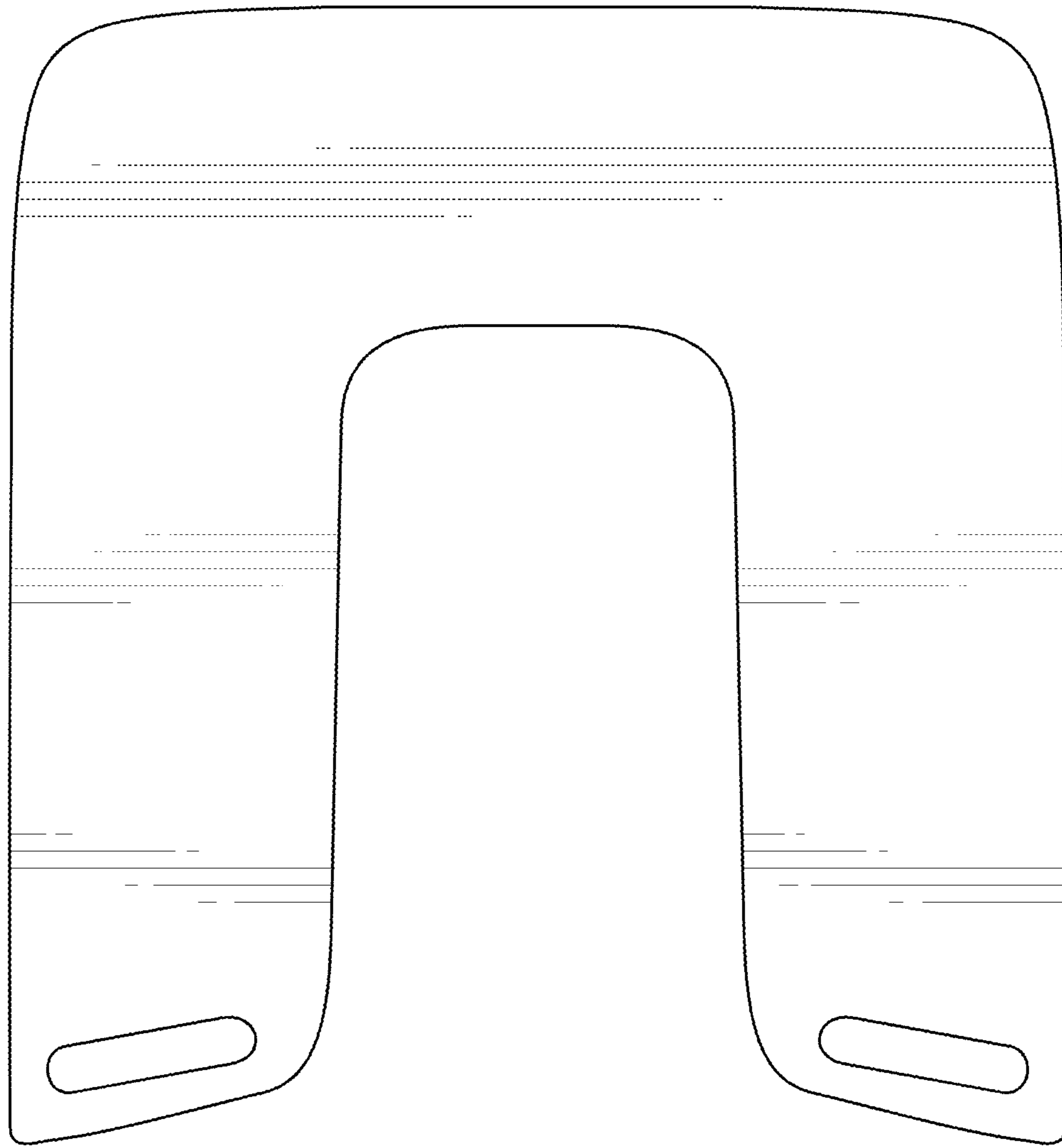


FIG. 6

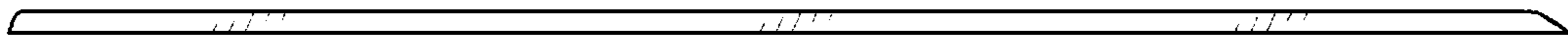


FIG. 7



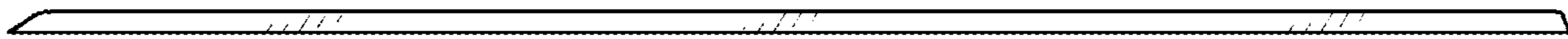


FIG. 8