



US0D1018690S

(12) **United States Design Patent**
Brown

(10) **Patent No.: US D1,018,690 S**

(45) **Date of Patent: ** Mar. 19, 2024**

- (54) **FLEXIBLE HULA HOOP**
- (71) Applicant: **Christina Kay Brown**, Rogers, AR (US)
- (72) Inventor: **Christina Kay Brown**, Rogers, AR (US)
- (73) Assignee: **Flexehoop, LLC**, Rogers, AR (US)
- (**) Term: **15 Years**
- (21) Appl. No.: **29/683,005**
- (22) Filed: **Mar. 9, 2019**

D275,236 S *	8/1984	Soderback	D21/457
D320,241 S *	9/1991	Moore	D21/457
D325,756 S *	4/1992	Grey	D21/457
5,145,443 A *	9/1992	Vaisnys	A63H 5/00 446/265
D343,209 S *	1/1994	Lee	D10/97
5,342,273 A *	8/1994	Plendl	A63B 21/045 482/122
D359,994 S *	7/1995	Knopp	D21/457
5,538,454 A *	7/1996	Kessler	A63B 19/00 446/28
5,569,134 A *	10/1996	Nordanger	A63B 19/00 446/236

(Continued)

- Related U.S. Application Data**
- (63) Continuation of application No. 15/202,555, filed on Jul. 5, 2016, now abandoned.
 - (51) **LOC (14) Cl.** **21-01**
 - (52) **U.S. Cl.**
USPC **D21/457**
 - (58) **Field of Classification Search**
USPC D21/662, 455, 456, 457, 683, 684, 797;
D30/160
CPC A63B 21/4035; A63B 21/002; A63B
21/0004; A63B 19/00; A63B 21/00043;
A63H 33/02; A63H 33/28; A63H 33/00
See application file for complete search history.

- (56) **References Cited**
U.S. PATENT DOCUMENTS
- | | | | | |
|---------------|---------|------------|-------|------------------------|
| 3,464,149 A * | 9/1969 | Batterson | | A63H 33/02
D21/457 |
| 3,911,264 A * | 10/1975 | Chao | | F21V 33/008
D21/457 |
| 3,918,708 A * | 11/1975 | Augusta | | A63H 33/22
84/477 B |
| 4,052,982 A * | 10/1977 | Ozeryansky | | A63B 19/00
446/236 |
| 4,100,697 A * | 7/1978 | Ward | | A63H 33/02
446/236 |

OTHER PUBLICATIONS

“Clpalmy” posted Nov. 7, 2020[Online],[retrieved Jan. 25, 2023].
Retrieved from Internet: <https://amzn.to/3XC6NSg>.*

Primary Examiner — Mehri F Bajoul

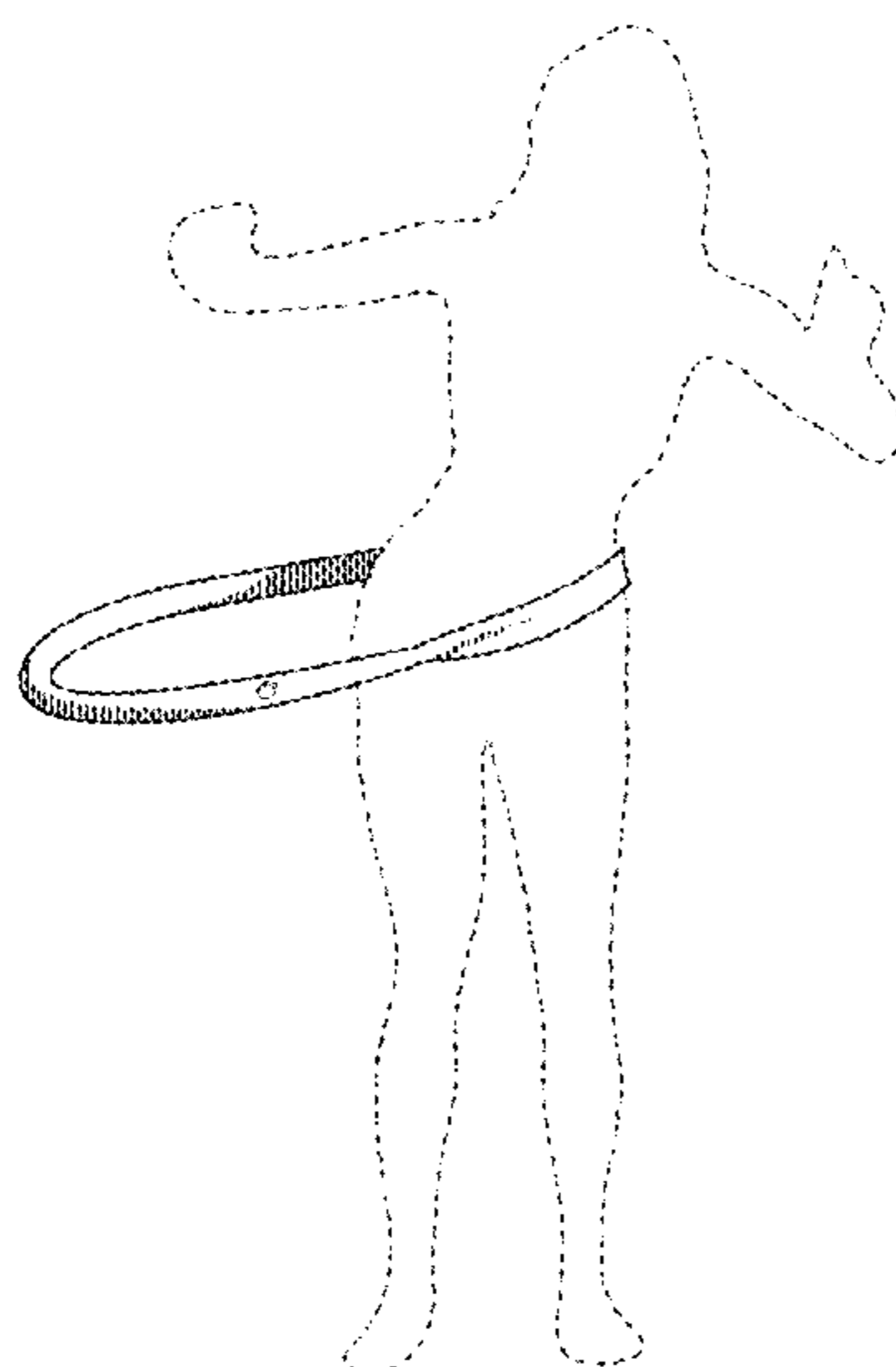
(57) **CLAIM**

The ornamental design for a flexible hula hoop, as shown and described.

DESCRIPTION

FIG. 1 is a perspective view of a flexible hula hoop showing my new design;
 FIG. 2 is the cross-sectional view taken along the line 2-2 in FIG. 1;
 FIG. 3 is side view of showing the claimed design in condition of use;
 FIG. 4 is an alternate view thereof; and,
 FIG. 5 is another view of FIG. 1.
 The human figures shown in broken line, depict the environment of use of the flexible hula hoop that form no part of the claimed design. The broken lines in FIG. 2 illustrate the cross-sectional indicators and form no part of the claimed design.

1 Claim, 3 Drawing Sheets



(56)

References Cited

U.S. PATENT DOCUMENTS

D396,079	S *	7/1998	Coon	D21/722
D442,234	S *	5/2001	Seo	D21/457
D445,146	S *	7/2001	Seo	D21/457
D450,097	S *	11/2001	Seo	D21/457
D458,651	S *	6/2002	Lee	D21/457
D458,653	S *	6/2002	Hsu	D21/457
6,450,854	B1 *	9/2002	Fireman	A63B 21/0602 446/28
D479,861	S *	9/2003	Vorkapic	D21/457
6,648,717	B1 *	11/2003	Dignitti	A63B 19/00 446/28
6,814,645	B2 *	11/2004	Kuk	A63B 19/00 446/28
7,699,682	B1 *	4/2010	Scott, Sr.	A63H 33/02 482/148
D627,405	S *	11/2010	Grey	D21/457
D637,368	S *	5/2011	Willinger	D30/119
10,080,914	B1 *	9/2018	Kessler	A63B 19/00
D847,910	S *	5/2019	Yoon	D21/457
10,420,979	B2 *	9/2019	Estrada, Jr	A63B 21/0603
D899,545	S *	10/2020	Stadler	D21/797
D919,713	S *	5/2021	Terry	D21/457
11,090,521	B2 *	8/2021	Yoon	G09B 19/0038
D934,959	S *	11/2021	Suetake	D21/662
D940,336	S *	1/2022	Gifford	D24/200
11,260,293	B2 *	3/2022	Tamura	A63F 13/218
11,351,084	B1 *	6/2022	Gifford	A61H 7/003
2006/0094324	A1 *	5/2006	Kelley	A63H 33/28 446/15
2009/0017719	A1 *	1/2009	Lin	A63B 19/00 446/236

* cited by examiner

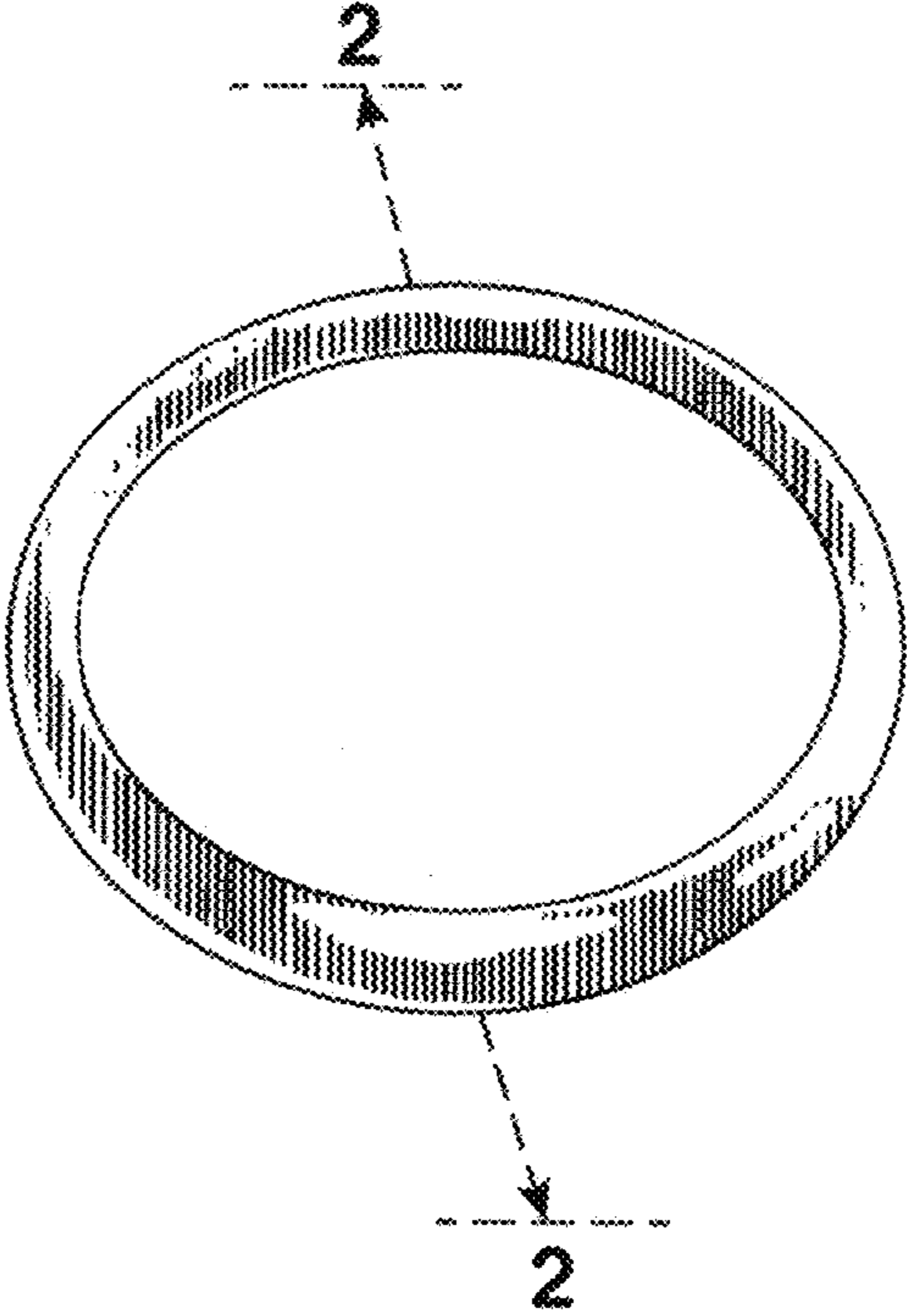


FIG. 1

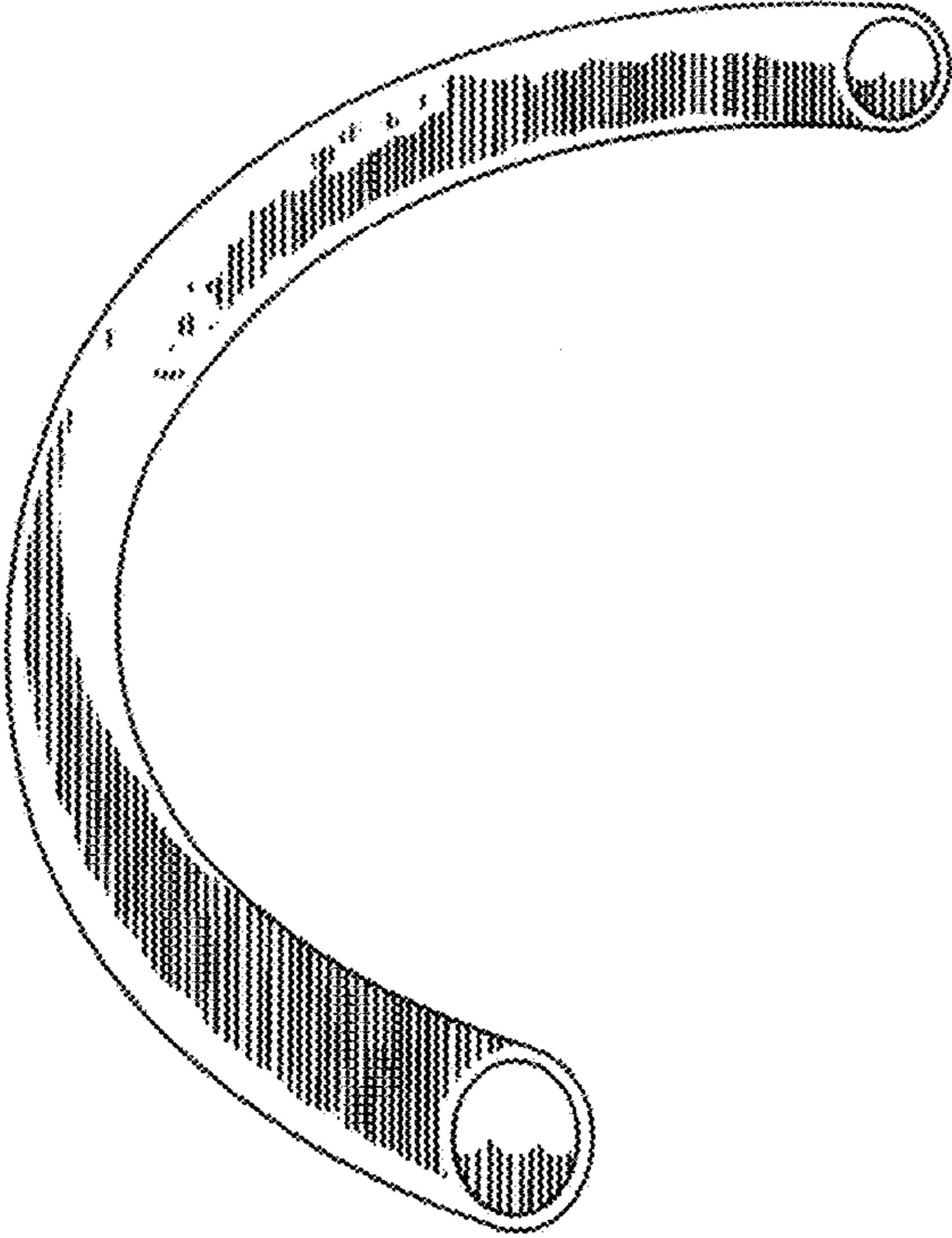


FIG. 2

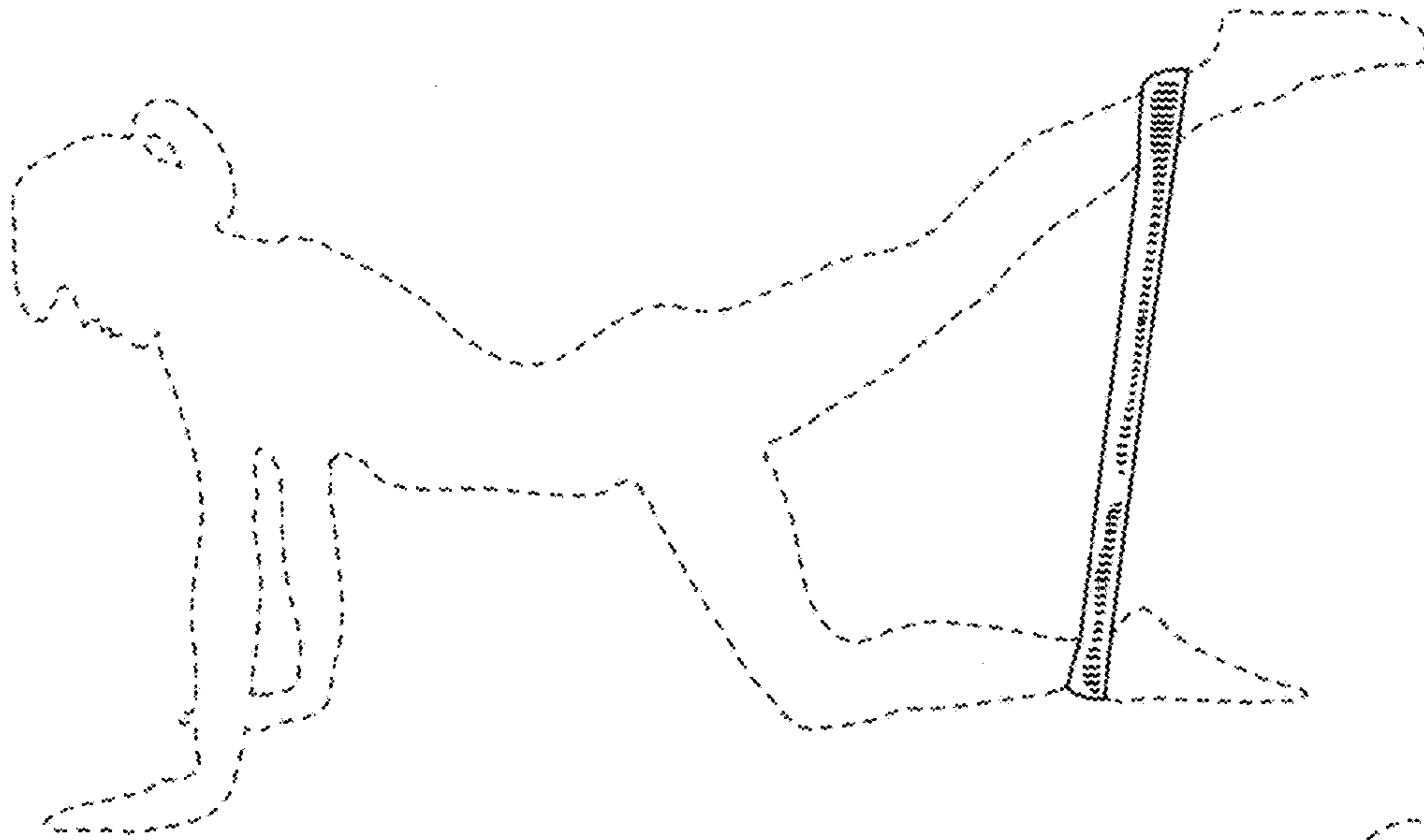


FIG. 3

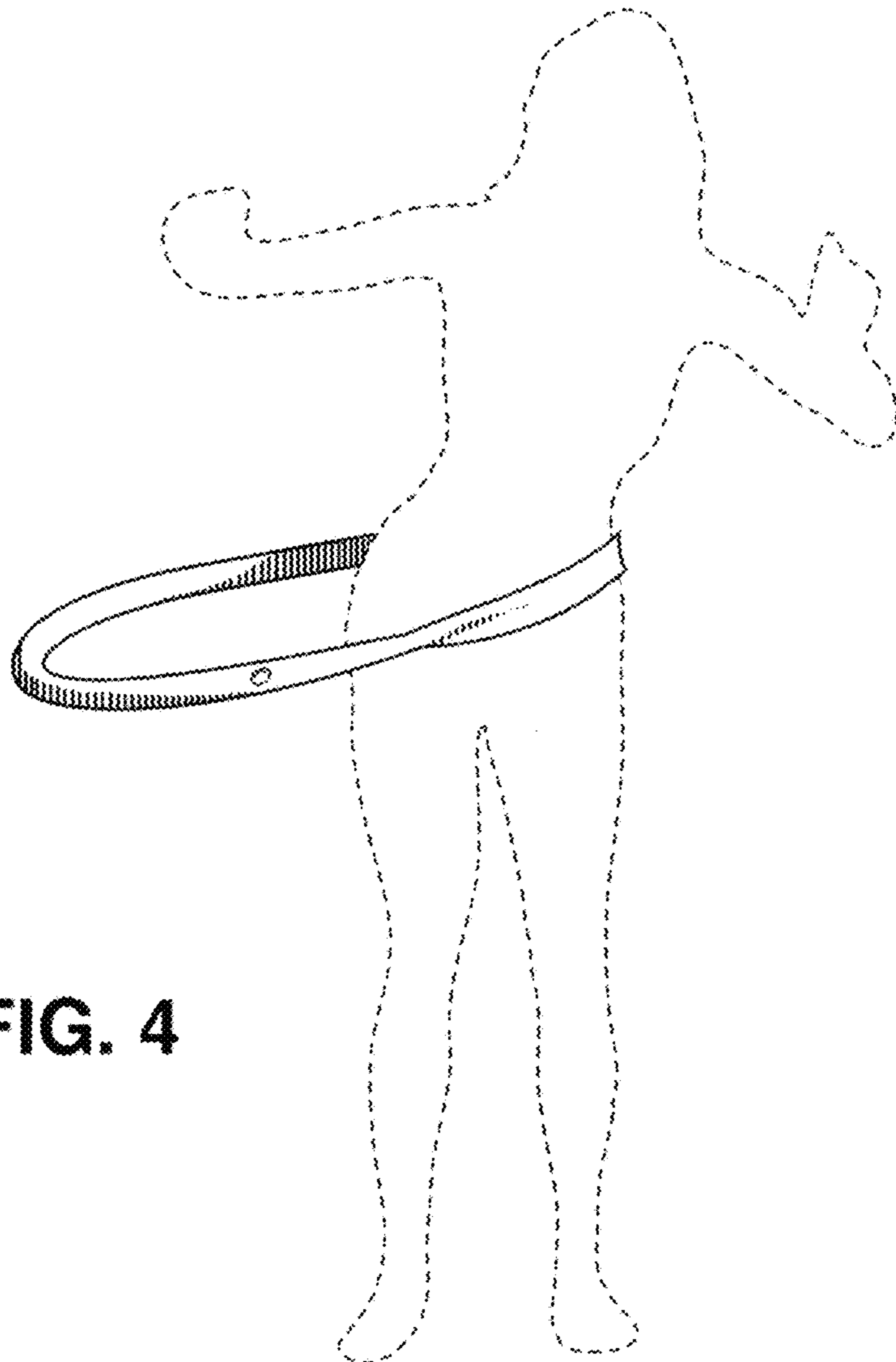


FIG. 4

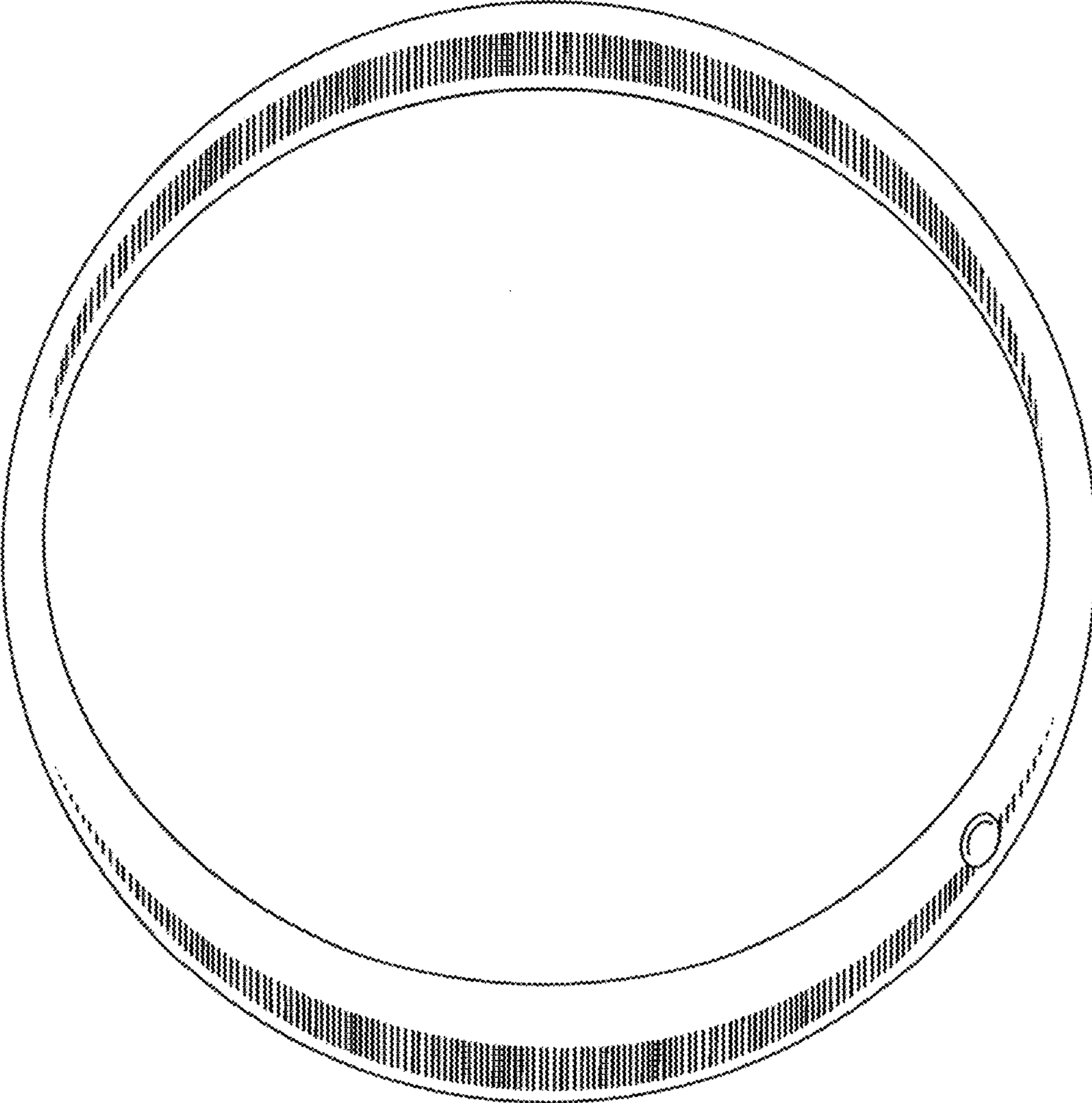


FIG. 5