



US0D1018140S

(12) **United States Design Patent** (10) **Patent No.:** **US D1,018,140 S**
Zimmerman (45) **Date of Patent:** **** Mar. 19, 2024**

(54) **INFLATABLE SLEEPING PAD**
(71) Applicant: **Haley Zimmerman**, South Jordan, UT (US)
(72) Inventor: **Haley Zimmerman**, South Jordan, UT (US)
(**) Term: **15 Years**
(21) Appl. No.: **29/798,175**
(22) Filed: **Jul. 6, 2021**
(51) **LOC (14) Cl.** **06-09**
(52) **U.S. Cl.**
USPC **D6/604**
(58) **Field of Classification Search**
USPC D6/333, 349, 355, 375, 388, 512, 563, D6/564, 582-583, 587-592, 595-609, D6/611, 617-622, 707, 715, 716, 716.1; D21/803-809; D24/183-185, 234; 5/401, 420, 600, 630, 631, 632, 633, 635, 5/636, 638, 639, 646, 652, 652.1, 655, 5/703, 730; 297/1, 2, 4, 93, 180.11, 297/195.1, 195.11, 195, 393, 397, 452.12, 297/452.14, 452.15, 452.21, 452.24, 297/452.26, 452.48, 452.62, 482
CPC A47G 9/10; A47G 9/1009; A47G 9/1027; A47G 9/1045; A47G 9/1063; A47G 9/1072; A47G 9/1081
See application file for complete search history.

2009/0313761 A1* 12/2009 North A47C 20/027 5/652
2014/0318550 A1* 10/2014 Doci A63B 23/0494 128/845
2019/0216233 A1* 7/2019 McLusky A47D 15/008

OTHER PUBLICATIONS

REI Co-op AirRail Plus Self-Inflating Sleeping Pad, retrieved from the internet Oct. 3, 2022 <https://www.rei.com/product/148191/rei-co-op-airrail-plus-self-inflating-sleeping-pad>.

* cited by examiner

Primary Examiner — Cynthia Ramirez
Assistant Examiner — Carrie A Matteoli
(74) *Attorney, Agent, or Firm* — Haynes and Boone, LLP

(57) **CLAIM**


The ornamental design for an inflatable sleeping pad, as shown and described.

DESCRIPTION

FIG. 1 is a front, right, and top perspective view of an inflatable sleeping pad embodying the new design; FIG. 2 is a rear, left, and bottom perspective view thereof; FIG. 3 is a front elevational view thereof; FIG. 4 is a rear elevational view thereof; FIG. 5 is a left side view thereof; FIG. 6 is a right side view thereof; FIG. 7 is a top plan view thereof; FIG. 8 is a bottom plan view thereof; FIG. 9 is a front, right, and top perspective view of the inflatable sleeping pad in a condition of use; and, FIG. 10 is a rear, left, and bottom perspective view thereof. The broken lines in FIGS. 1-8 are shown for the purpose of illustrating portions of the inflatable sleeping pad that form no part of the claimed design.

1 Claim, 7 Drawing Sheets

(56) **References Cited**
U.S. PATENT DOCUMENTS
5,604,945 A * 2/1997 Fisher A47C 27/081 5/710
6,560,800 B1 * 5/2003 Draves A47C 20/027 5/632
D852,543 S * 7/2019 Clute D6/604
D988,758 S * 6/2023 Holmgren D6/604



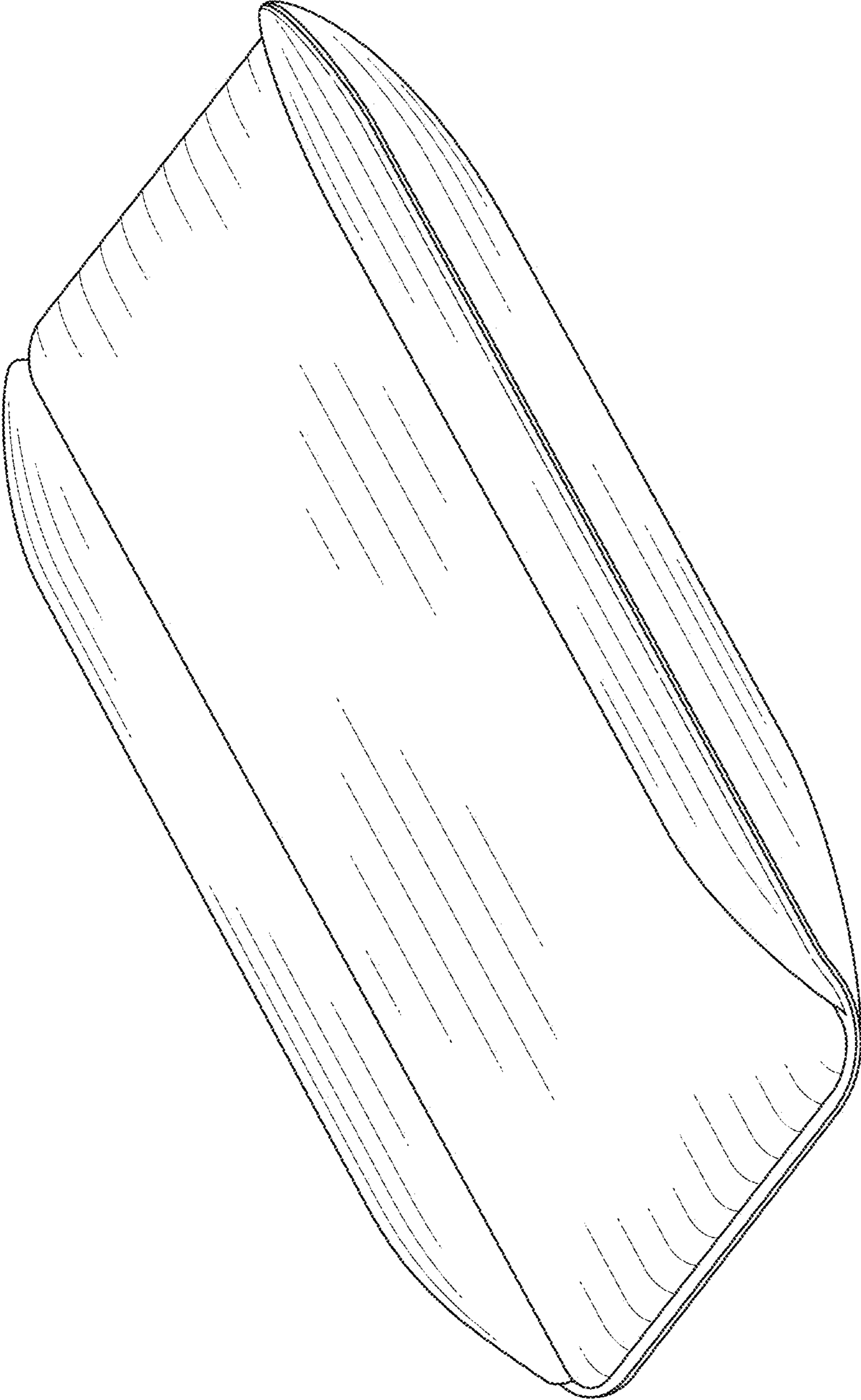


FIG. 1

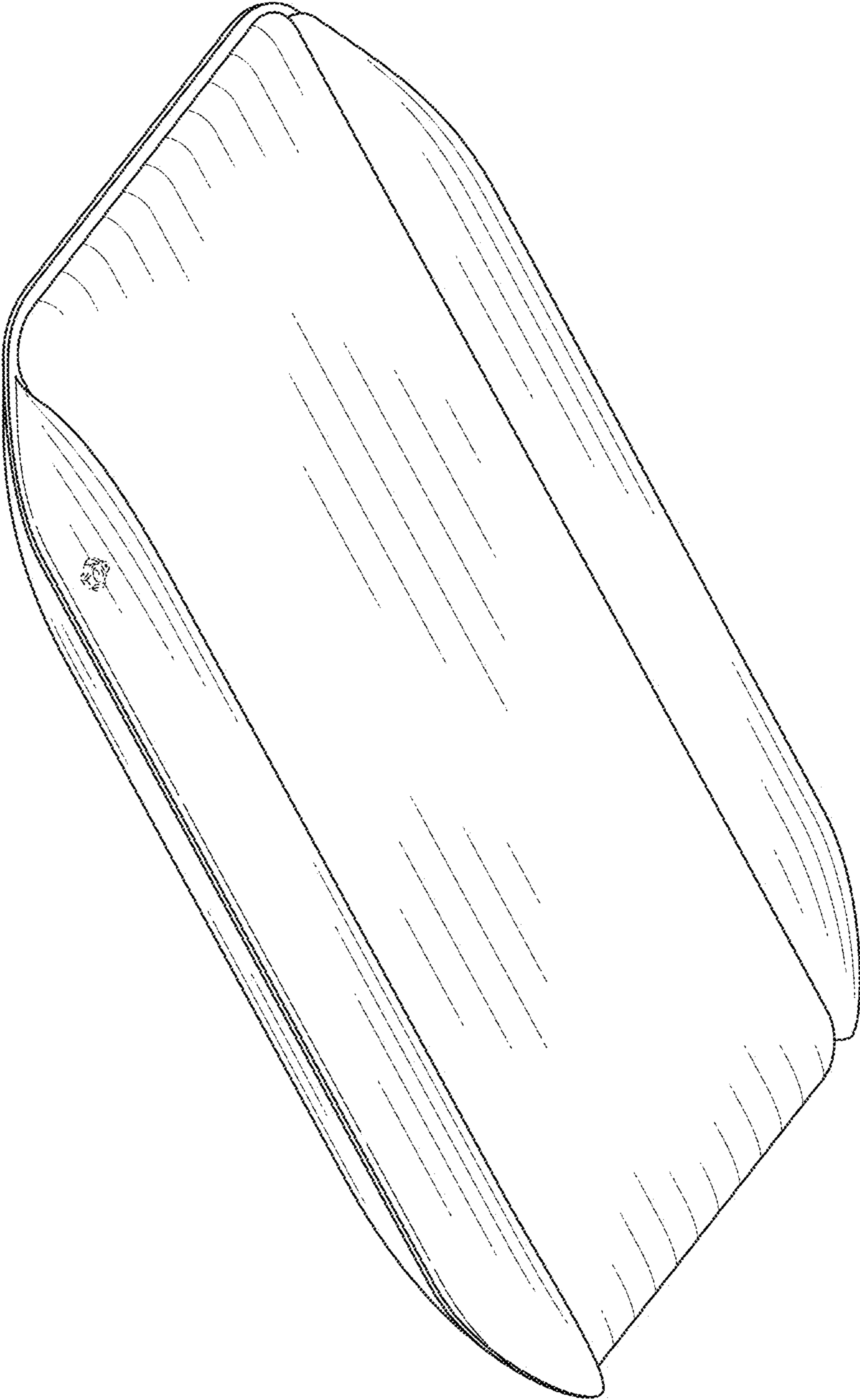


FIG. 2



FIG. 3




FIG. 4




FIG. 5




FIG. 6




FIG. 7




FIG. 8

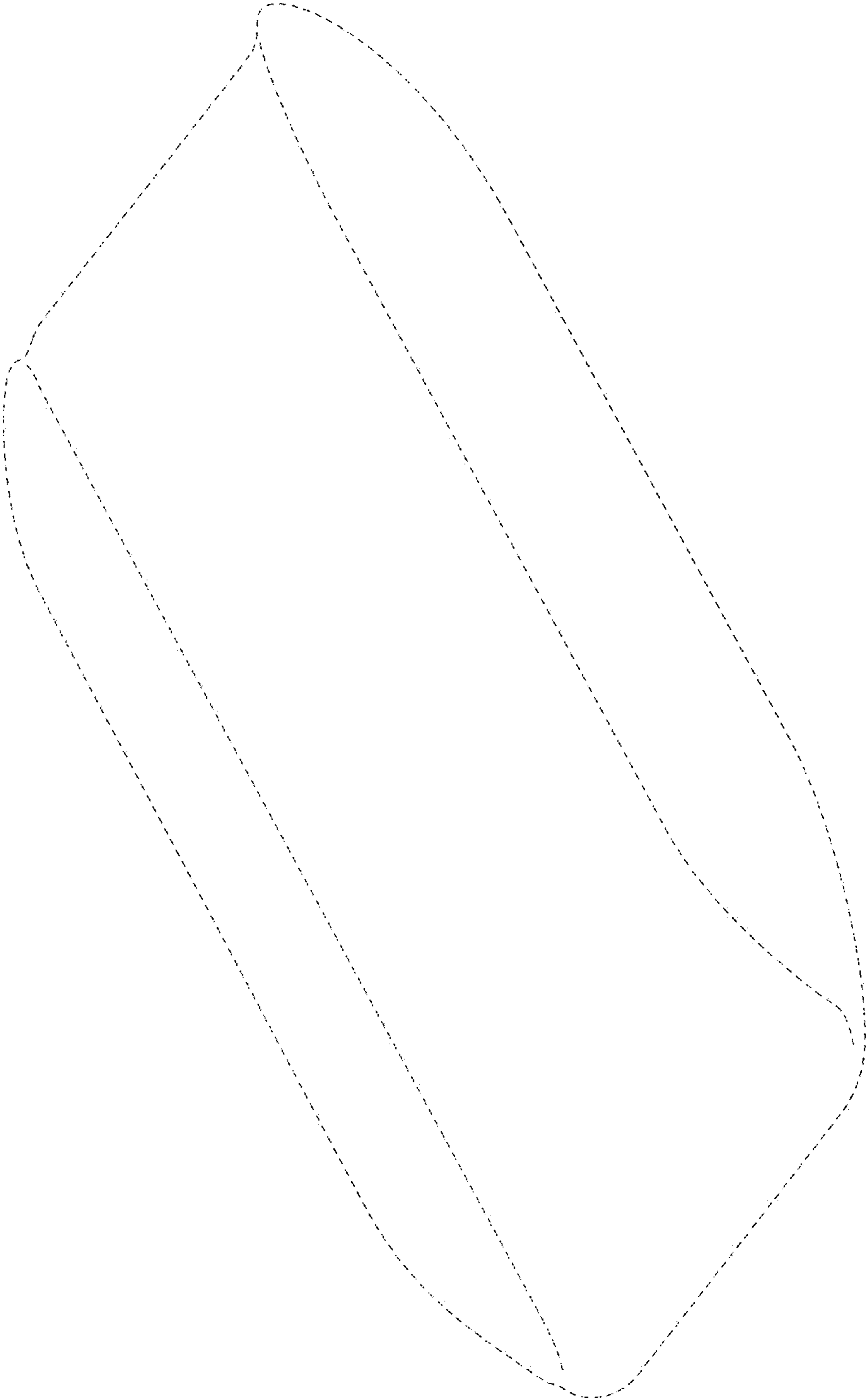


FIG. 9

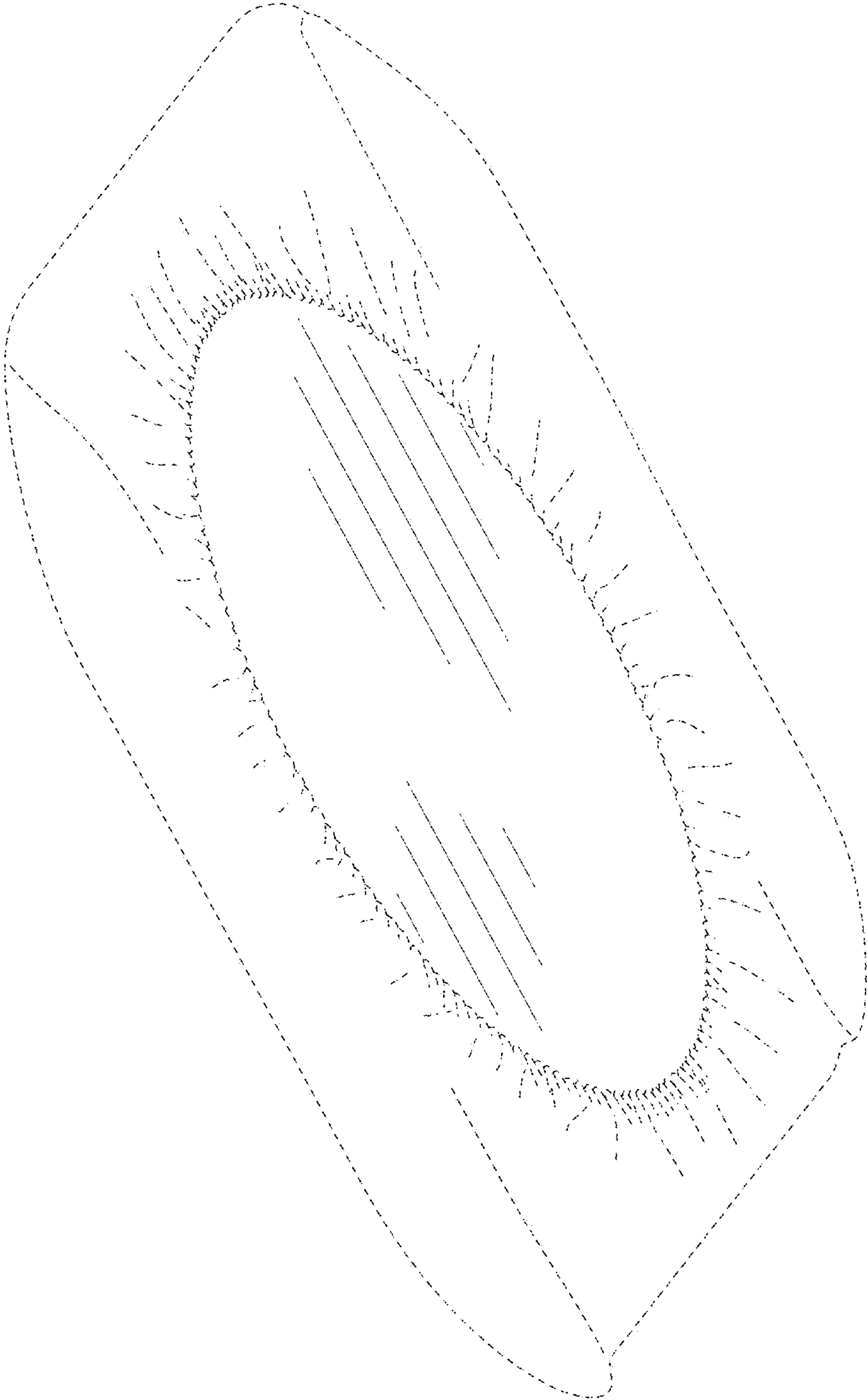


FIG. 10