



US0D1017973S

(12) **United States Design Patent**  
**Chen**

(10) **Patent No.:** **US D1,017,973 S**

(45) **Date of Patent:** **\*\* Mar. 19, 2024**

(54) **SHORT BOOTS**

(71) Applicant: **Xidiao Chen**, Guangdong (CN)

(72) Inventor: **Xidiao Chen**, Guangdong (CN)

(\*\*) Term: **15 Years**

(21) Appl. No.: **29/852,334**

(22) Filed: **Sep. 6, 2022**

(30) **Foreign Application Priority Data**

Mar. 28, 2022 (CN) ..... 202230165510.X

(51) **LOC (14) Cl.** ..... **02-04**

(52) **U.S. Cl.**  
USPC ..... **D2/909**; D2/953

(58) **Field of Classification Search**  
USPC ..... D2/896-900, 909-915, 946, 969-974  
CPC .. A43B 3/02; A43B 5/145; A43B 7/06; A43B  
3/08; A43B 23/00; A43B 23/02  
See application file for complete search history.

(56) **References Cited**

**U.S. PATENT DOCUMENTS**

D154,501 S *	7/1949	Marx	.....	D2/910
D321,590 S *	11/1991	Smith, III	.....	D2/953
D331,147 S *	11/1992	Smith	.....	D2/953
D370,115 S *	5/1996	Ballou	.....	D2/909
D389,993 S *	2/1998	Ryan	.....	D2/953
D398,748 S *	9/1998	Hatfield	.....	D2/954
D450,179 S *	11/2001	Huard	.....	D2/900
D479,386 S *	9/2003	Gebhardt	.....	D2/900
D490,218 S *	5/2004	Gebhardt	.....	D2/900
D667,201 S *	9/2012	Deslouches	.....	D2/909

D728,206 S *	5/2015	Payne	.....	D2/951
D731,763 S *	6/2015	Solstad	.....	D2/910
D870,439 S *	12/2019	Petrie	.....	D2/951
D872,979 S *	1/2020	Francis	.....	D2/910
D881,533 S *	4/2020	Post	.....	D2/910

\* cited by examiner

*Primary Examiner* — Rashida C. Walshon

(74) *Attorney, Agent, or Firm* — ScienBiziP, P.C.

(57) **CLAIM**

The ornamental design for a short boots, as shown and described.

**DESCRIPTION**

FIG. 1 is a front, right and top perspective view of a pair short boots, showing my design.

FIG. 2 is a rear, left and bottom perspective view thereof.

FIG. 3 is a front elevation view thereof.

FIG. 4 is a rear elevation view thereof.

FIG. 5 is a left side elevation view thereof.

FIG. 6 is a right side elevation view thereof.

FIG. 7 is a top plan view thereof.

FIG. 8 is a bottom plan view thereof; and,

FIG. 9 is a partial enlarged view of an area labeled 9 in FIG. 2.

The short boot for the left foot is a mirror image of the short boot for the right foot as shown in FIGS. 1 to 8.

The broken lines shown in the drawings are included for the purpose of illustrating portions of the pair of short boots that form no part of the claimed design. In addition, the dot-dash broken lines in FIGS. 2 and 9 depict the boundaries of the enlargements that form no part of the claimed design.

**1 Claim, 9 Drawing Sheets**






FIG. 1

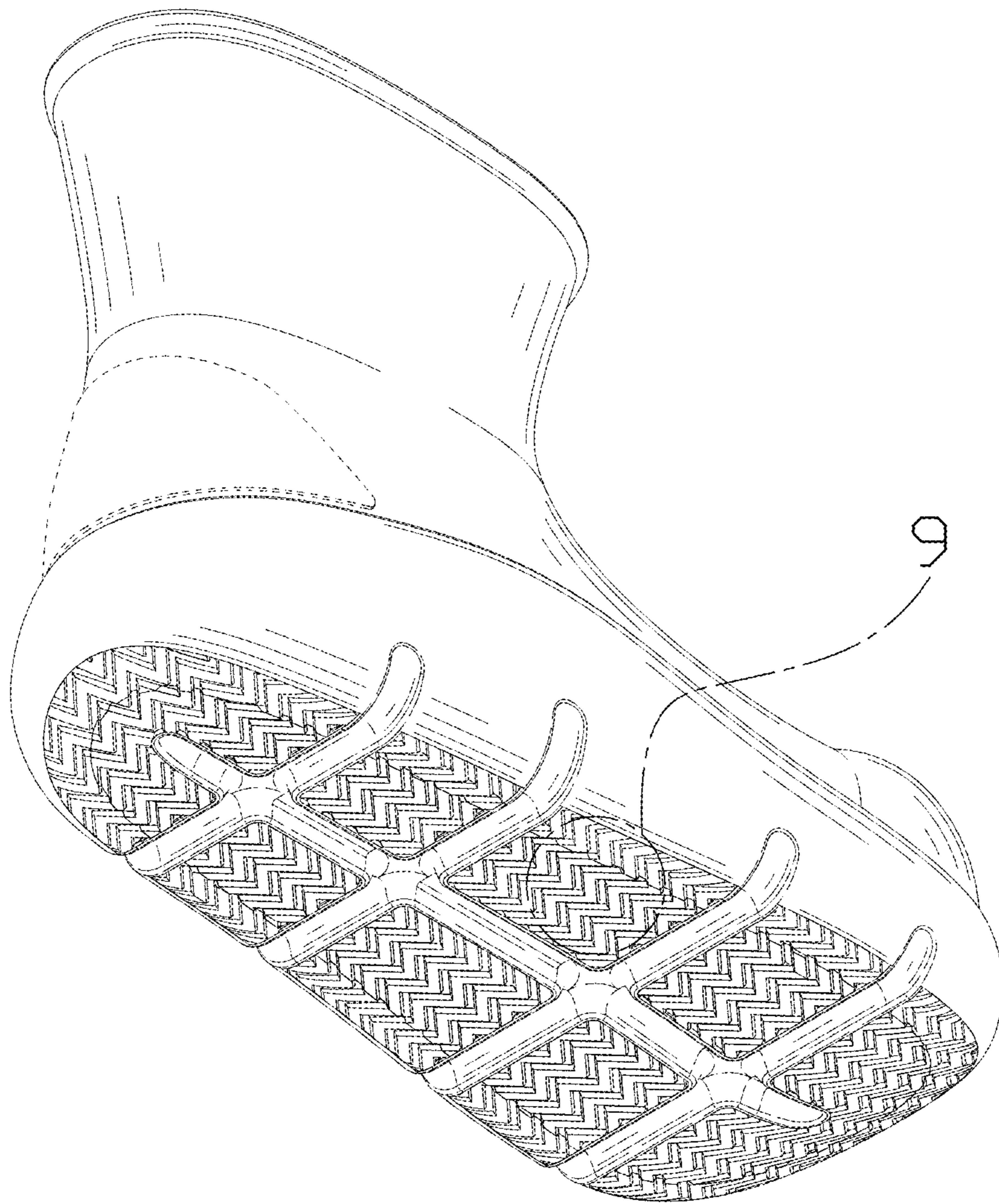


FIG. 2

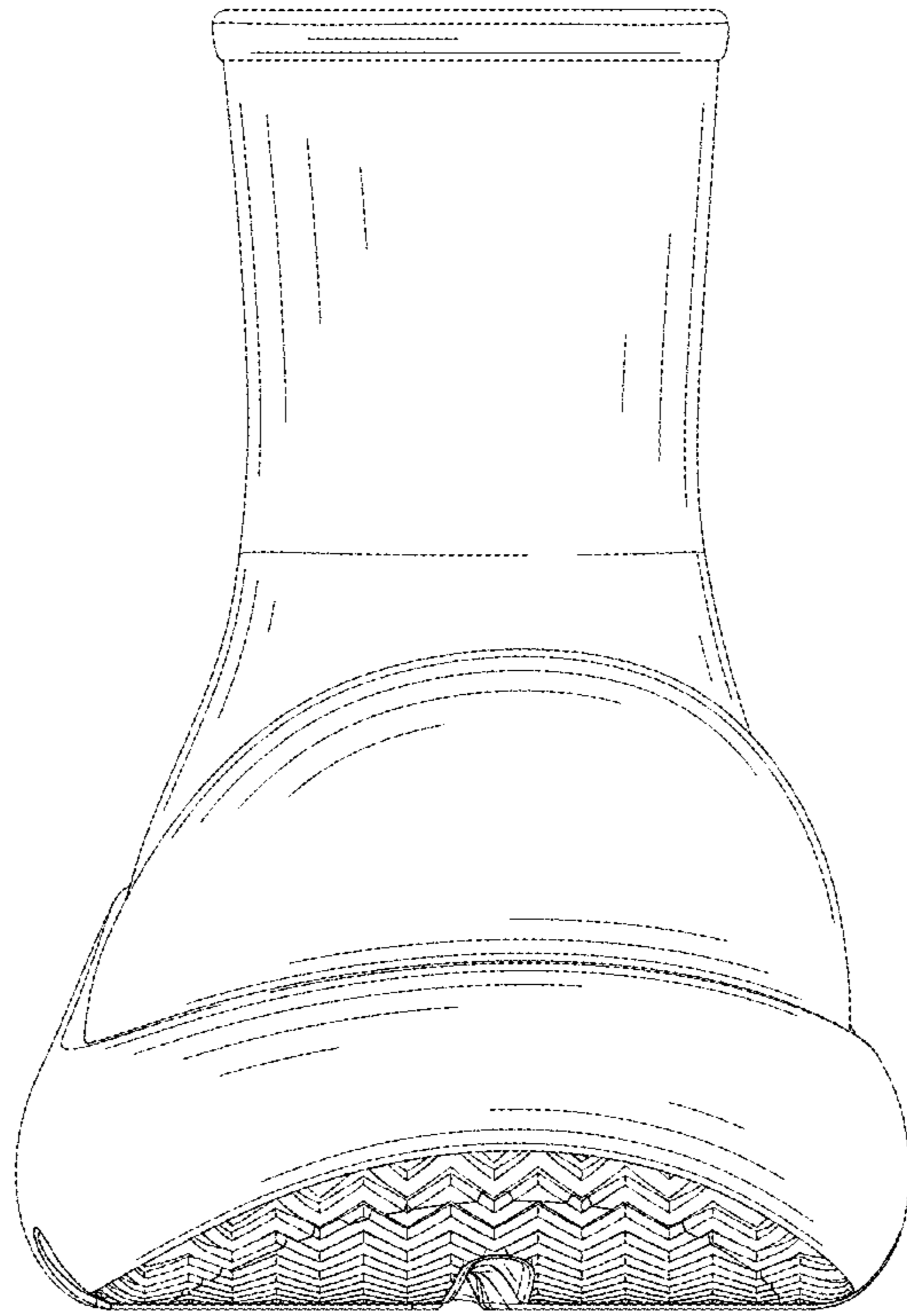


FIG. 3

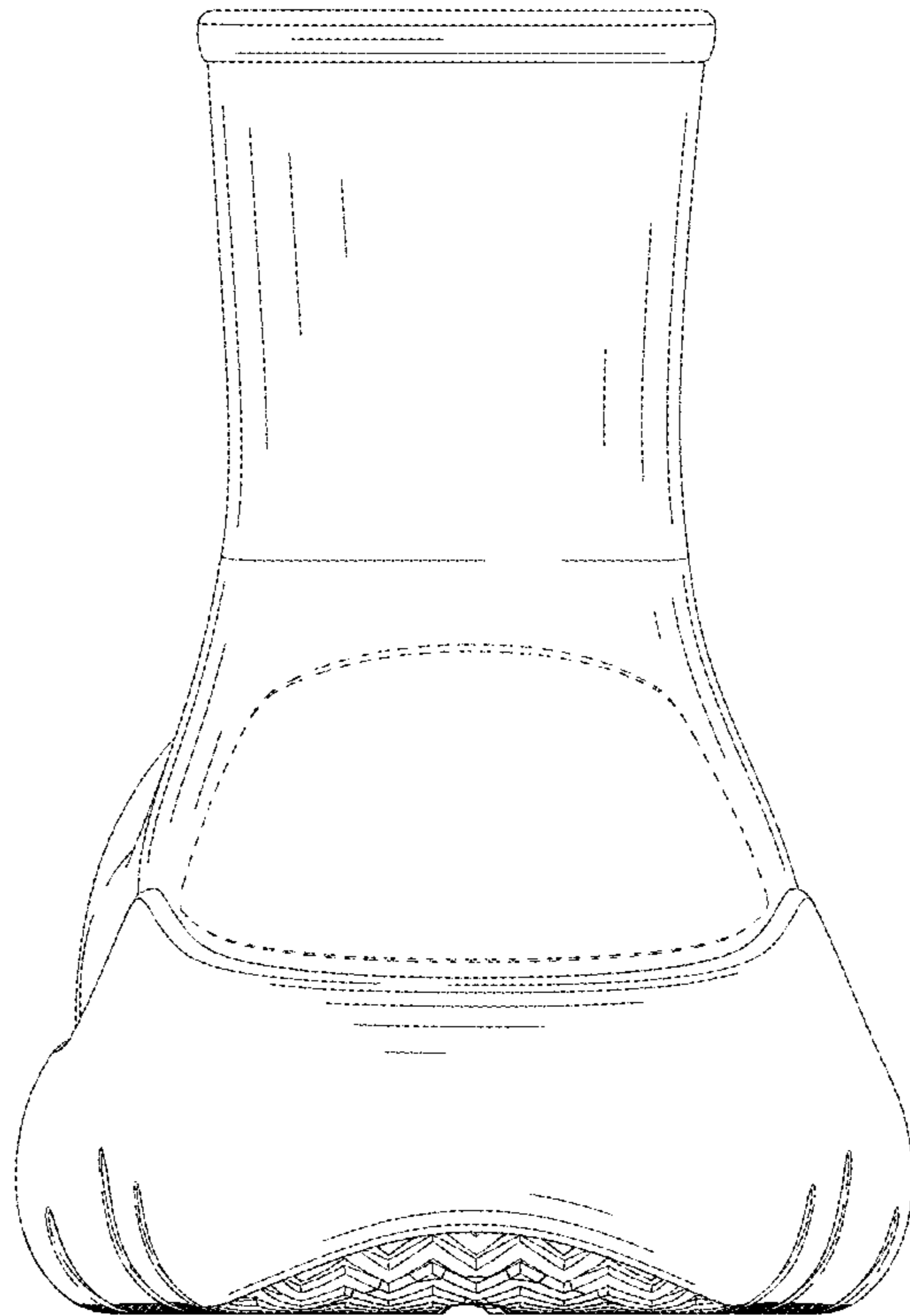


FIG. 4

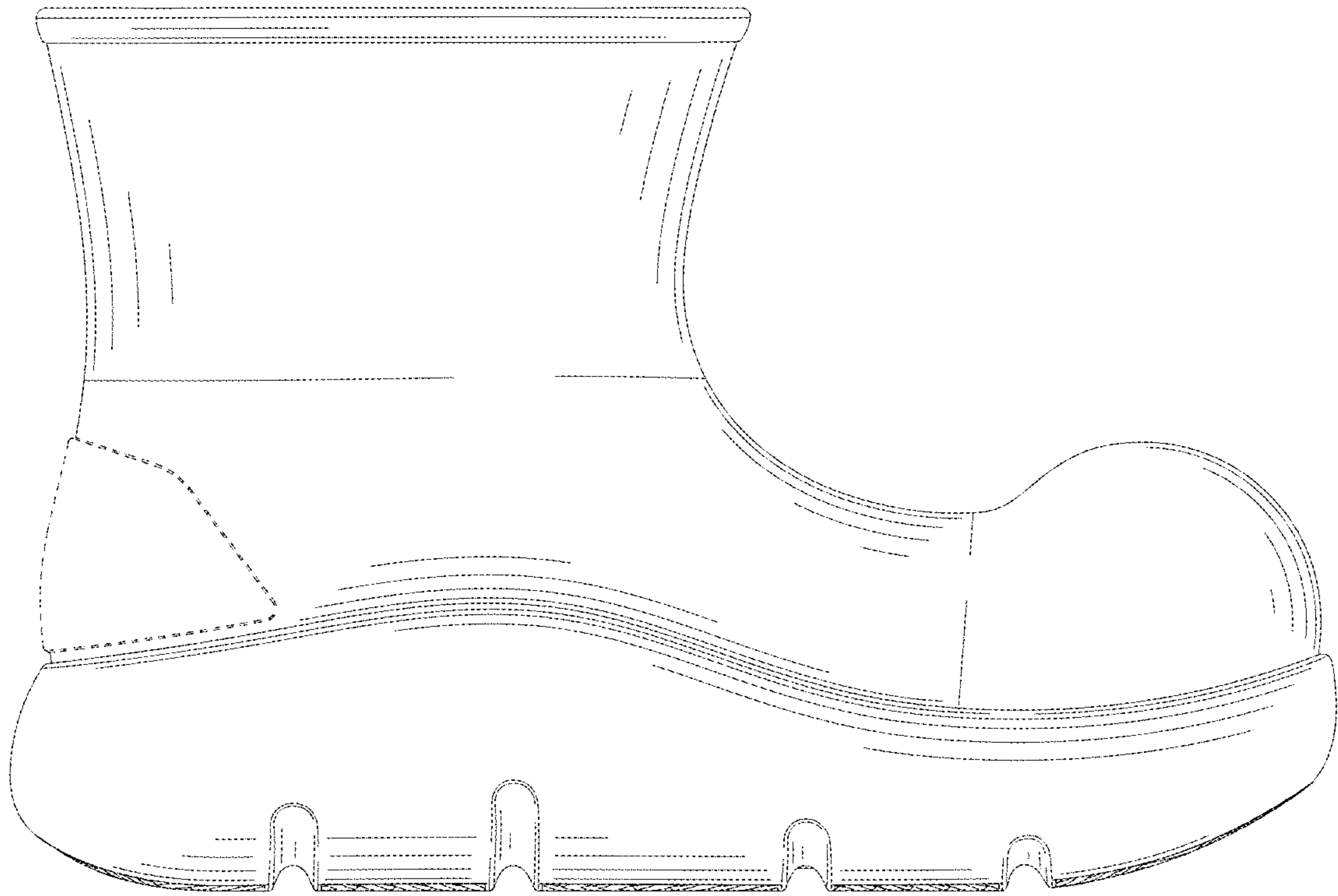


FIG. 5

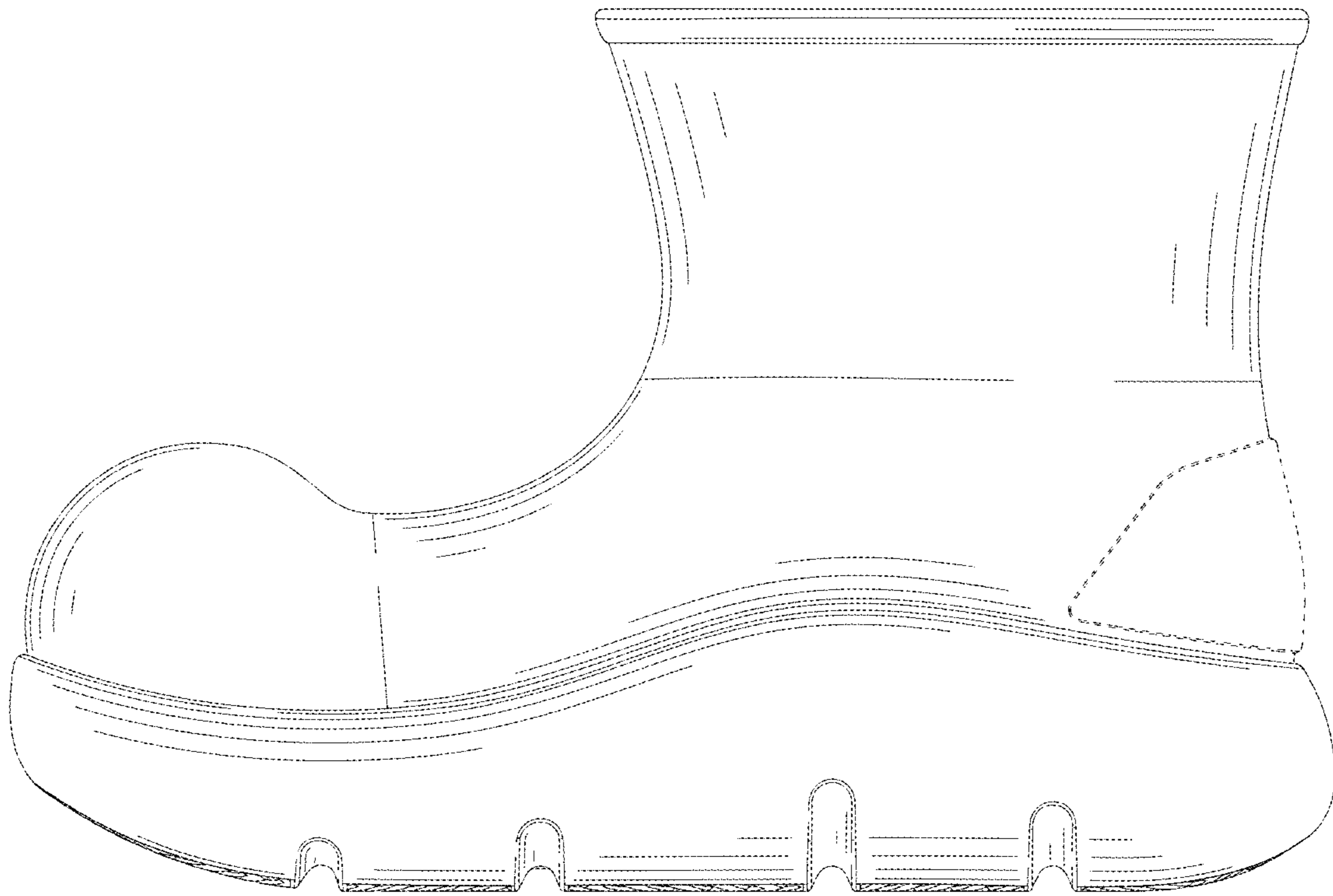


FIG. 6

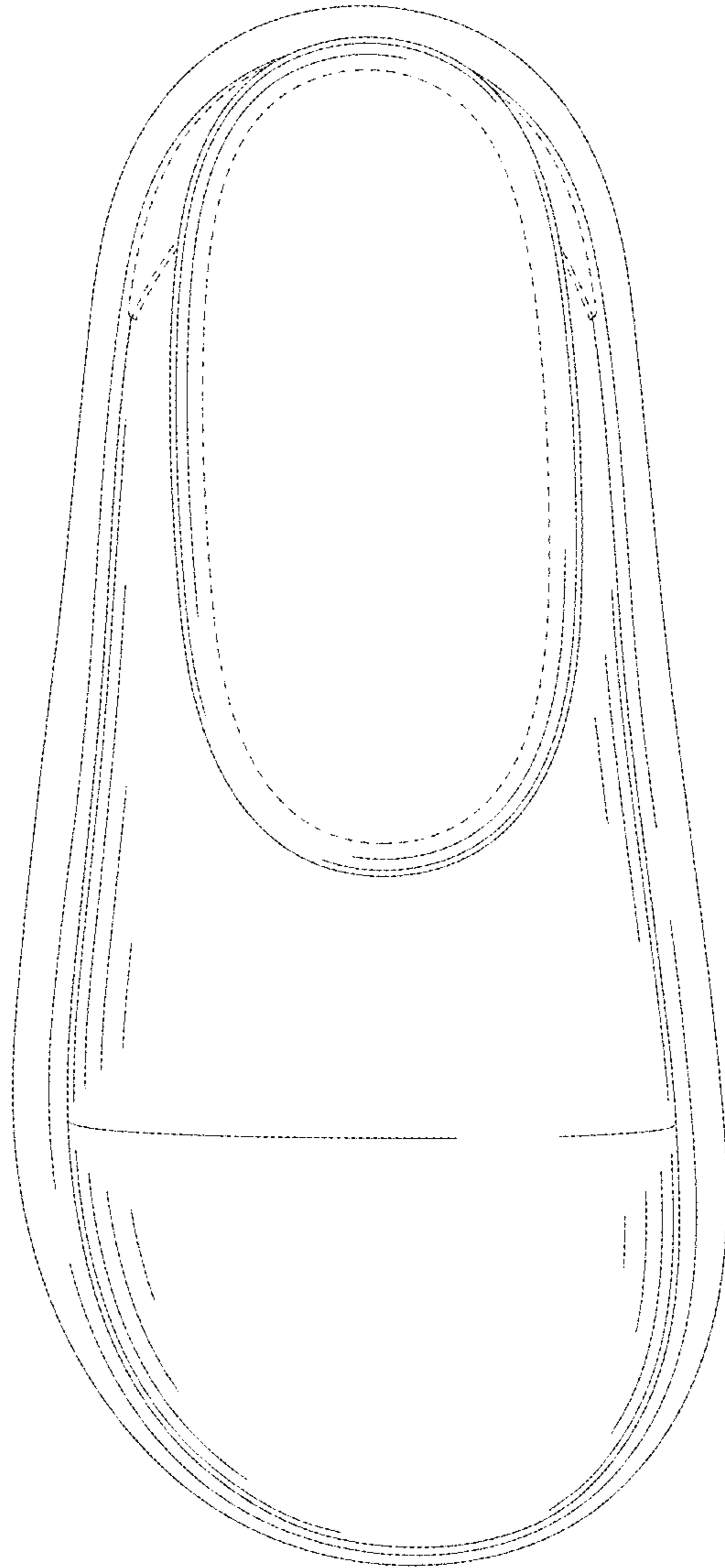


FIG. 7






FIG. 8




FIG. 9