



US0D1017951S

(12) **United States Design Patent** (10) **Patent No.:** **US D1,017,951 S**
Chiang (45) **Date of Patent:** **** Mar. 12, 2024**

(54) **TIP BOX**
(71) Applicant: **MyGift Enterprise, LLC**, Snohomish, WA (US)
(72) Inventor: **Cliff Chiang**, Snohomish, WA (US)
(**) Term: **15 Years**

(21) Appl. No.: **29/817,636**
(22) Filed: **Dec. 2, 2021**
(51) **LOC (14) Cl.** **99-00**
(52) **U.S. Cl.**
USPC **D99/34**
(58) **Field of Classification Search**
USPC D99/28, 34, 35, 36, 43, 99; D18/3.1, 3.2, D18/3.3, 46, 47
CPC A45C 1/12; A45C 2001/125; A45C 2001/003; A45C 2001/006; A45C 2001/102; A45C 2001/104; A45C 2001/105; A45C 2001/107; A45C 2001/108; G07D 9/00; G07D 9/002; G07D 9/004; G07D 9/006; G07D 9/008; G07D 9/02; G07D 9/04; G07D 9/06; G07D 9/065; G07D 11/00; G07D 13/00; G07D 2201/00; G07F 9/04; G07F 9/06; G07F 9/08; B42F 5/00
See application file for complete search history.

(56) **References Cited**
U.S. PATENT DOCUMENTS
636,947 A * 11/1899 Bishop A47G 29/1207 232/38
1,215,093 A * 2/1917 Aldal A47G 29/1201 232/35
1,909,214 A * 5/1933 Nagle A45C 1/12 D99/34
2,532,857 A * 12/1950 Ricciardi B65D 25/54 229/162.1
2,552,628 A * 5/1951 Gallaher A47G 29/12 312/272.5
D183,094 S * 6/1958 Heath et al. D99/34

D263,089 S * 2/1982 Reaves D99/34
D320,299 S * 9/1991 Beiter D99/34
5,435,484 A * 7/1995 Carlson A47G 29/1251 232/47
D371,886 S * 7/1996 Nordgren D99/34
(Continued)

OTHER PUBLICATIONS

Brown Wood Donation Box with Lock, Suggestion or Tip Box with Window Panel, Chalkboard and Clear Acrylic Sign Holder, <https://www.mygift.com/products/brown-wood-donation-box-with-lock-suggestion-or-tip-box-with-window-panel-chalkboard-and-clear-acrylic-sign-holder>, 1996. (Year: 1996).*
(Continued)

Primary Examiner — Elizabeth J Oswecki
(74) *Attorney, Agent, or Firm* — Dean A. Craine, P.S.

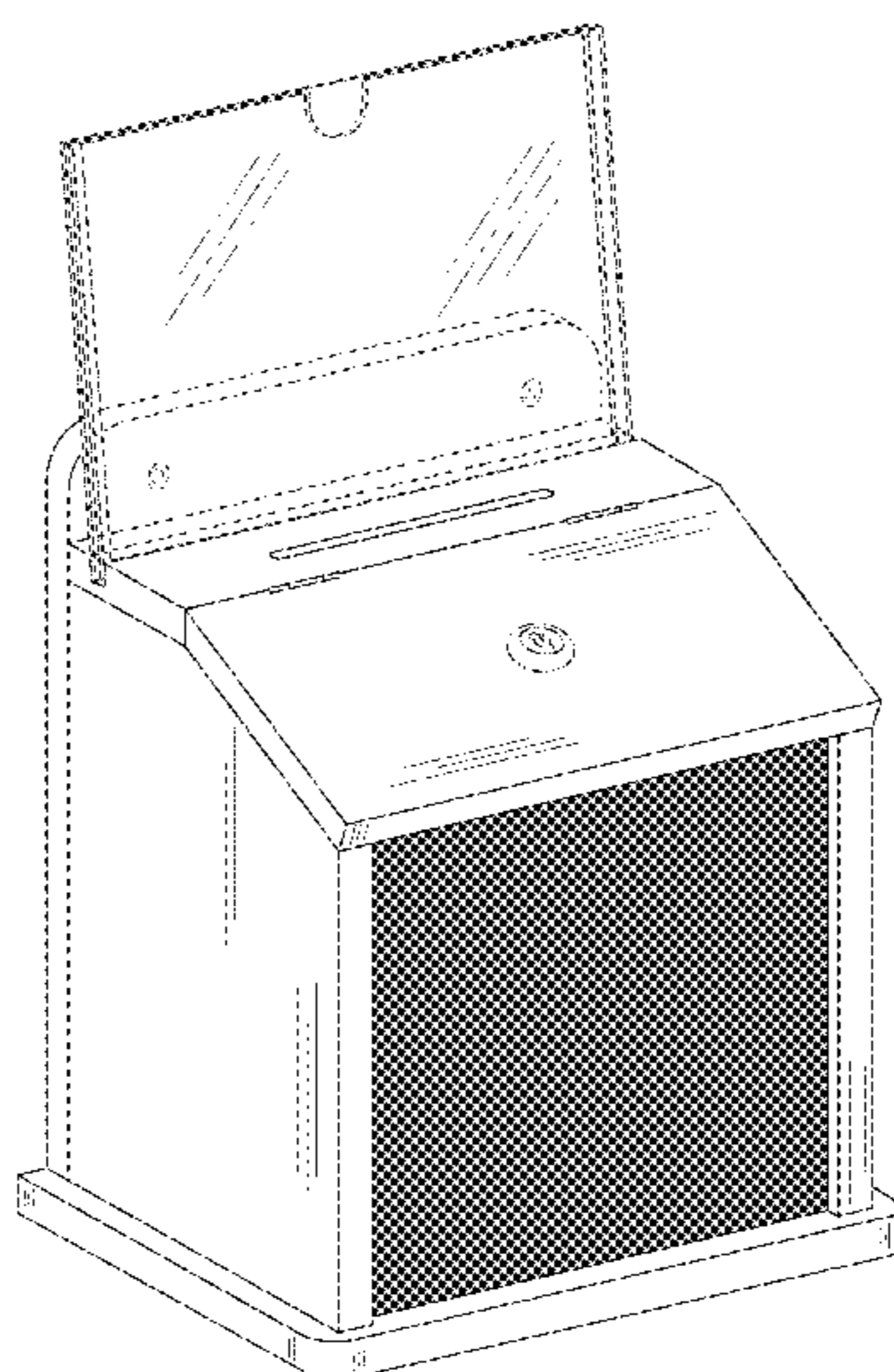
(57) **CLAIM**

The ornamental design for a tip box, as shown and described.

DESCRIPTION

FIG. 1 is a front perspective view of a tip box showing my new design in a closed position.
FIG. 2 is a front elevational view thereof, shown in an open position.
FIG. 3 is a another front elevational view thereof, shown in a closed position.
FIG. 4 is a right side elevational thereof, the left side elevational view being a mirror image.
FIG. 5 is a rear elevational view thereof.
FIG. 6 is a top plan view thereof.
FIG. 7 is a bottom plan view thereof; and,
FIG. 8 is a cross-sectional view taken along line 8-8 in FIG. 3.
The broken line showing a tip box is included for the purpose of illustrating unclaimed environment and forms no part of the claimed design.

1 Claim, 8 Drawing Sheets



(56)

References Cited

U.S. PATENT DOCUMENTS

D432,755 S * 10/2000 Perkitny D99/34
D491,335 S * 6/2004 Nwadike D99/34
D623,825 S * 9/2010 Hacker D99/34
8,020,752 B2 * 9/2011 Hjorth A47G 29/1251
232/47
D668,835 S * 10/2012 Brown D99/34
D708,815 S * 7/2014 Spencer D99/34
D738,065 S * 9/2015 Beal D8/98
D762,940 S * 8/2016 Chap D99/29
D768,350 S * 10/2016 Gonzalez D99/34
D888,364 S * 6/2020 Dratch D99/29
D888,365 S * 6/2020 Werner D99/34

OTHER PUBLICATIONS

SourceOne Donation Box with Sign Holder and Lock, 5 Inch Wide, Small, Black,https://www.amazon.com/SourceOne-Donation-Holder-Small-Black/dp/B005DGYCAA/ref=asc_df_B005DGYCAA/?tag=hyprod-20&linkCode=df0&hvadid=198056821841&hvpos=&hvnetw=g&hvrnd=9033666390265372409&hvpone, Jul. 19, 2011. (Year: 2011).*

Safco® Steel Suggestion Storage Box, 8½"×7", Black,https://www.officedepot.com/a/products/655380/Safco-Steel-Suggestion-Storage-Box-8/?utm_source=google&utm_medium=cpc&mediacampaignid=7170000094453747_17268530076&gclid=EAlalQobChMI3pi, 2010. (Year: 2010).*

* cited by examiner

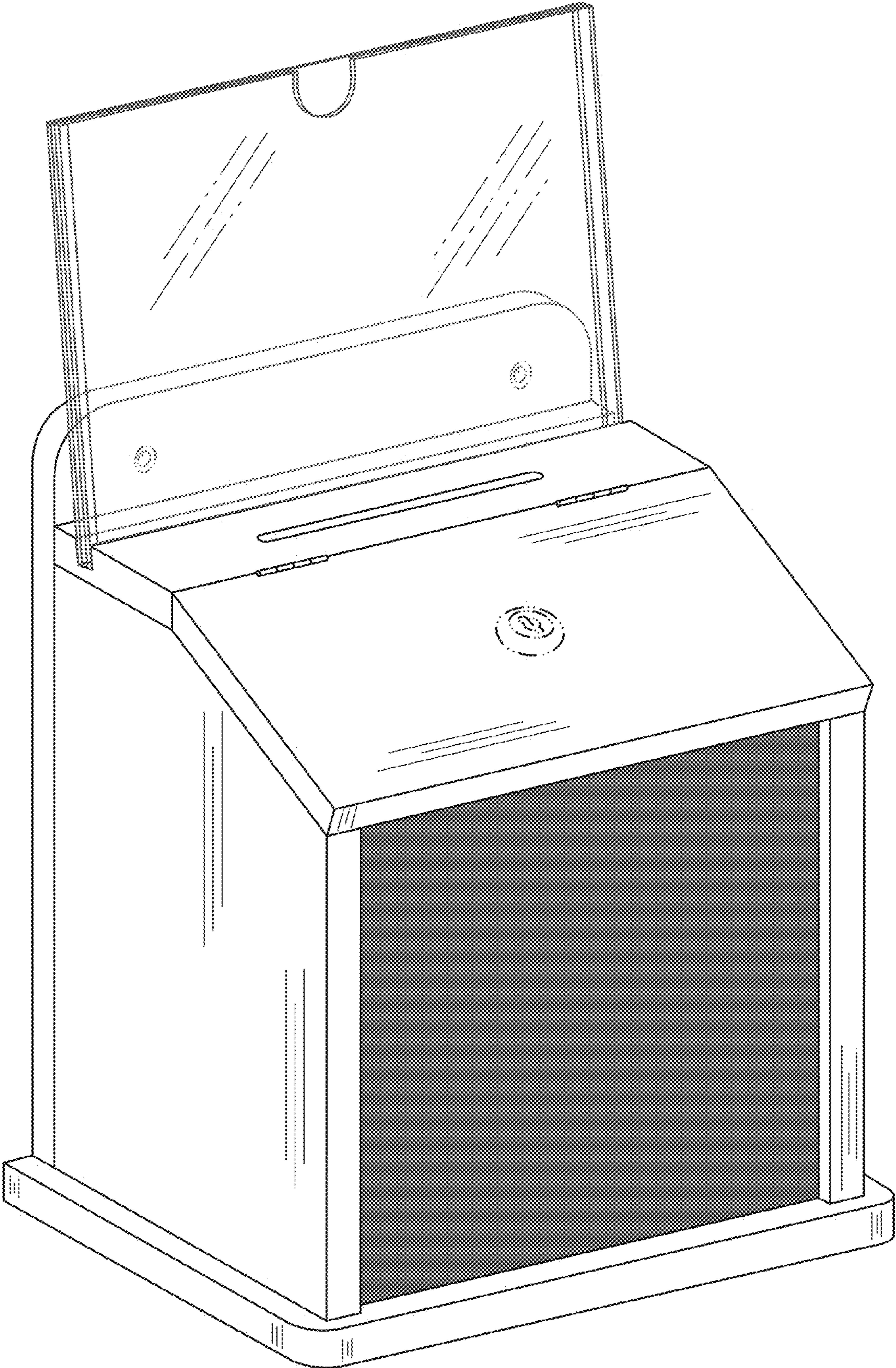


FIG. 1

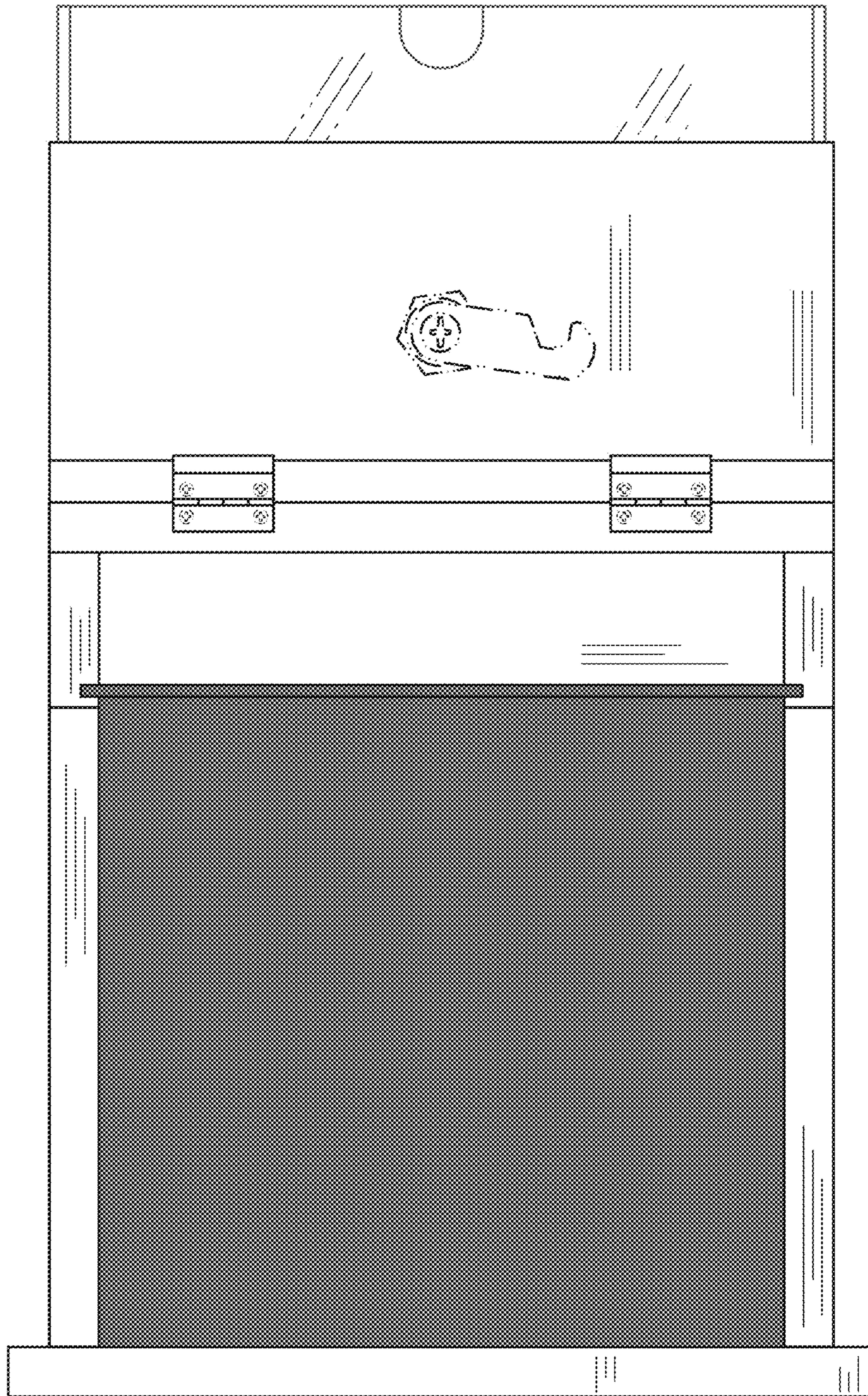


FIG.2

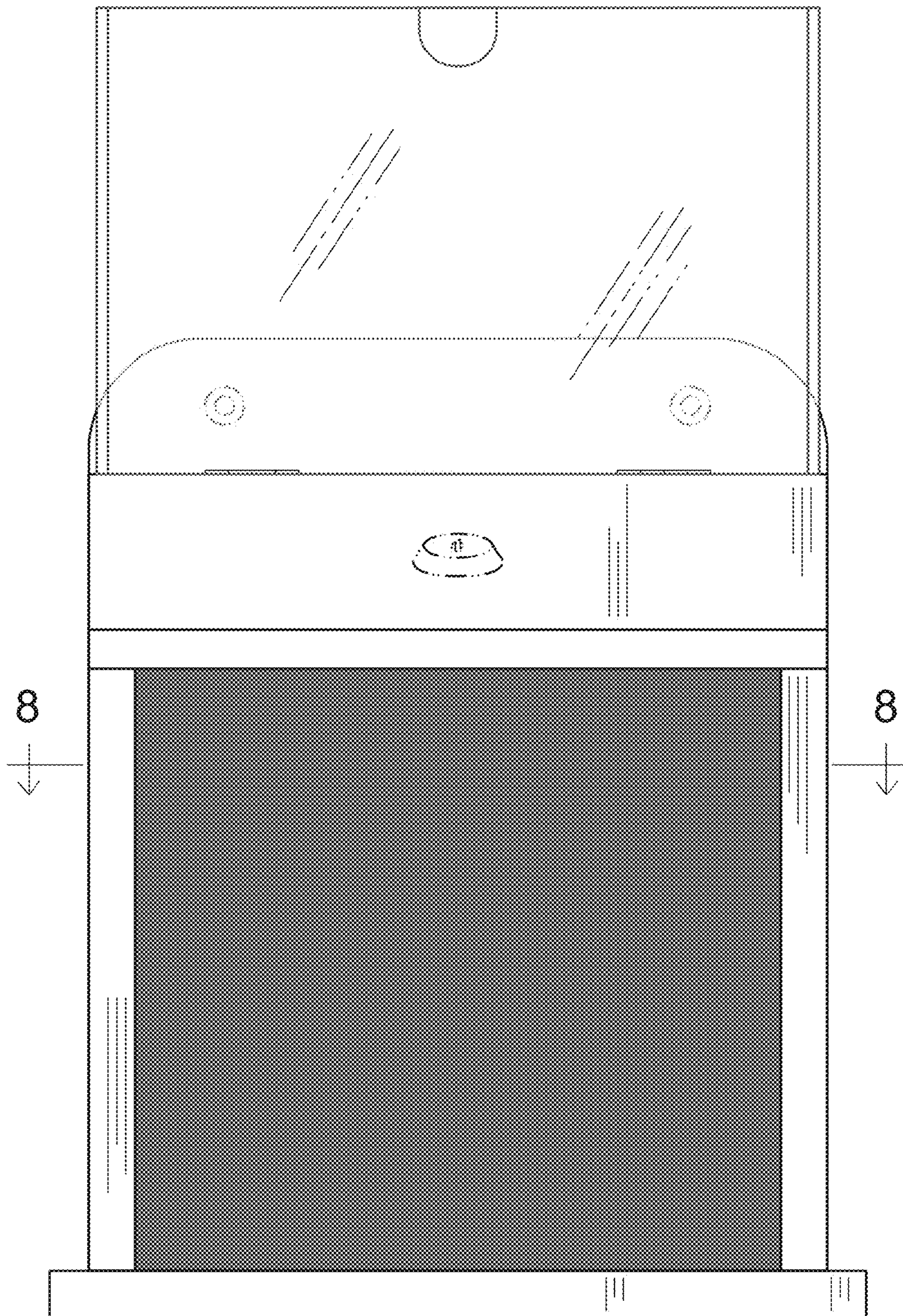


FIG.3

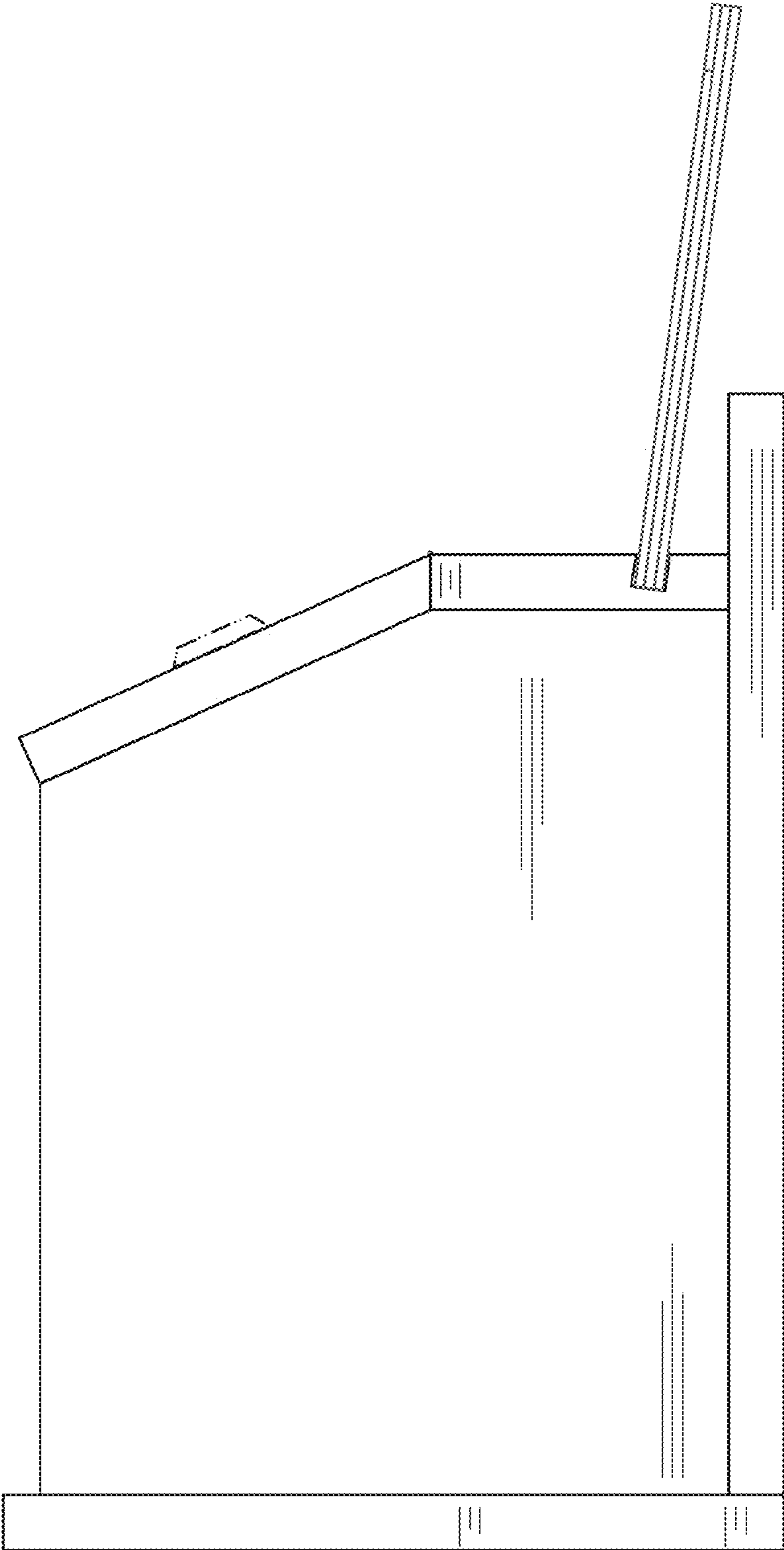


FIG.4

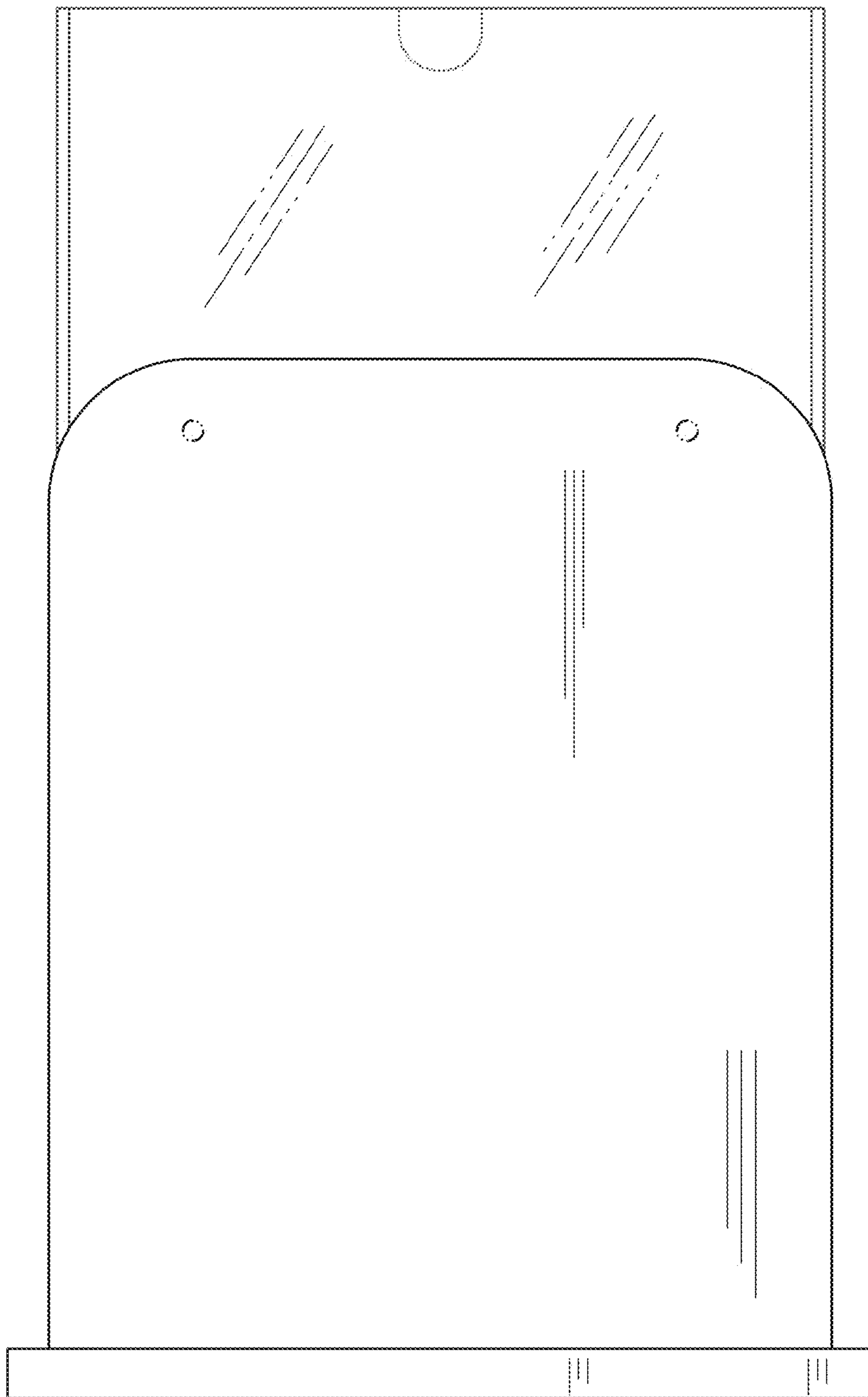


FIG.5

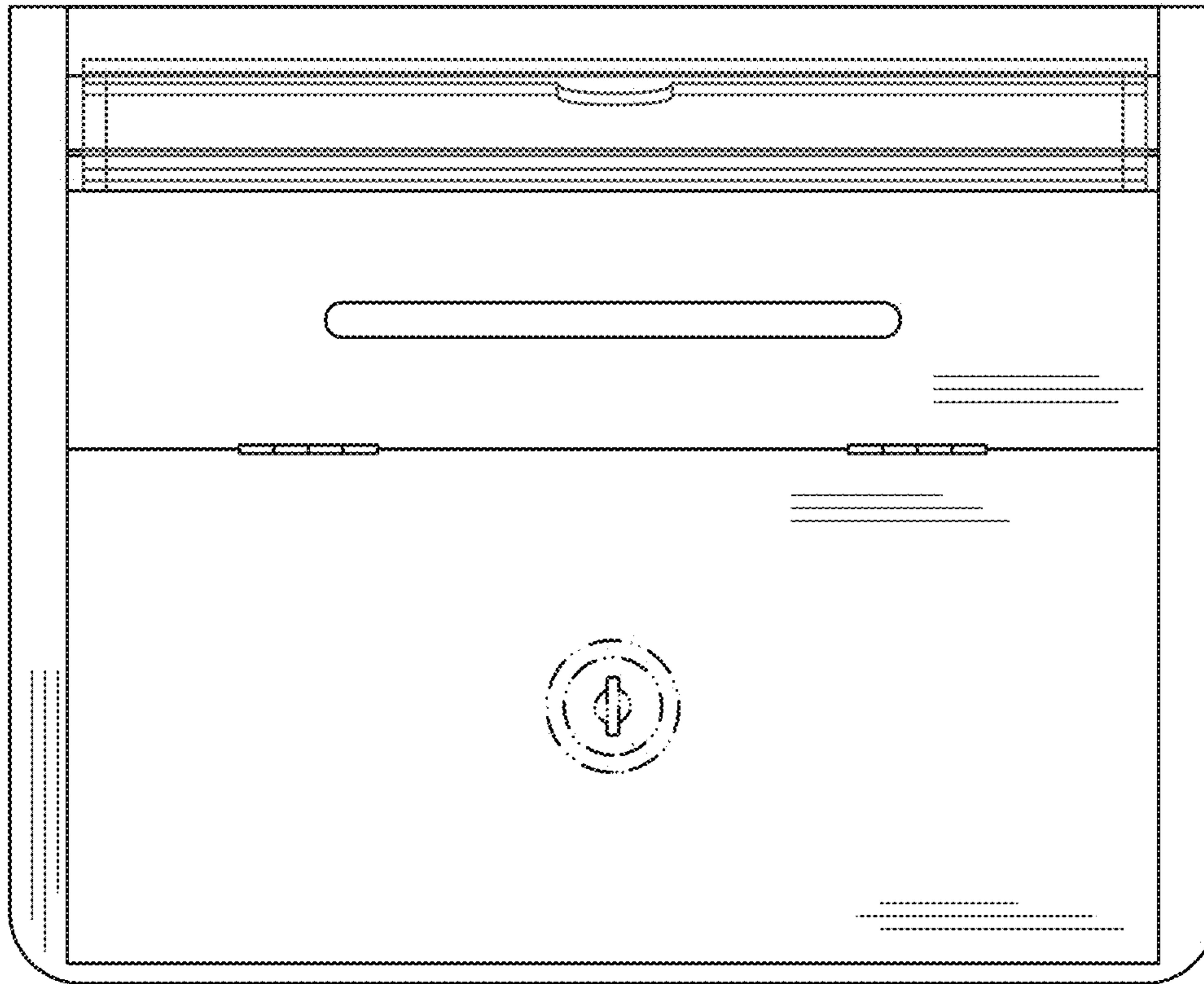


FIG.6




FIG.7

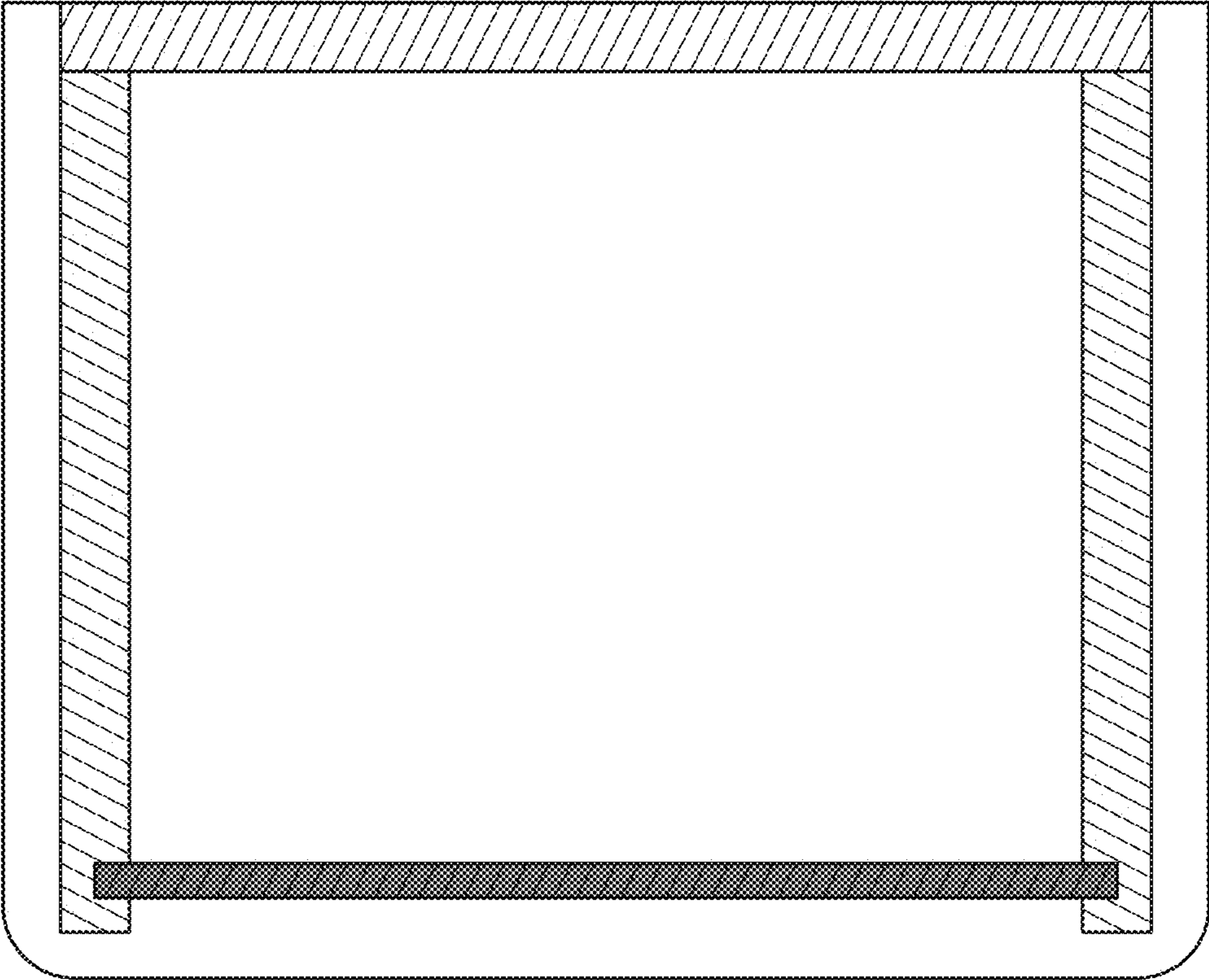


FIG.8