



US0D1017359S

(12) **United States Design Patent**  
**Levand et al.**

(10) **Patent No.: US D1,017,359 S**

(45) **Date of Patent: \*\* \*Mar. 12, 2024**

(54) **FOLDING TOOL**

CPC ..... B25F 1/00; Y10T 16/44; Y10T 16/498;  
B25G 1/105; B25G 1/102; B25G 1/125

(71) Applicant: **THE SHERWIN-WILLIAMS COMPANY**, Cleveland, OH (US)

See application file for complete search history.

(72) Inventors: **Victor J. Levand**, Lyndhurst, OH (US);  
**Sharad Gaurav**, Lakewood, OH (US);  
**Sarah Bridget Mulroy**, Rocky River, OH (US);  
**Randi Boss**, Avon Lake, OH (US);  
**Michael C. Lambertson, Jr.**, Aurora, OH (US);  
**Edward Ray Goodwin, Jr.**, Westlake, OH (US);  
**Joshua R. Robertson**, North Ridgeville, OH (US)

(56) **References Cited**

U.S. PATENT DOCUMENTS

5,251,352 A	10/1993	Cullison
D345,289 S	3/1994	Sakai
D347,374 S	5/1994	Sakai
D347,375 S	5/1994	Sakai
D348,599 S	7/1994	Sakai
D356,723 S	3/1995	Sakai
5,450,670 A	9/1995	Sakai
D367,599 S	3/1996	Sakai
D399,621 S	10/1998	Henke

(Continued)

(73) Assignee: **The Sherwin-Williams Company**, Cleveland, OH (US)

*Primary Examiner* — Philip S Hyder

(\*) Notice: This patent is subject to a terminal disclaimer.

(74) *Attorney, Agent, or Firm* — Tucker Ellis LLP

(\*\*) Term: **15 Years**

(57) **CLAIM**

(21) Appl. No.: **29/829,991**

The ornamental design for a folding tool, as shown and described.

(22) Filed: **Mar. 9, 2022**

**DESCRIPTION**

**Related U.S. Application Data**

(63) Continuation of application No. 29/786,132, filed on May 28, 2021, now Pat. No. Des. 991,004, which is a continuation of application No. 29/713,451, filed on Nov. 15, 2019, now Pat. No. Des. 920,755, which is a continuation of application No. 29/630,527, filed on Dec. 21, 2017, now Pat. No. Des. 871,178, which is a continuation of application No. 29/554,076, filed on Feb. 8, 2016, now Pat. No. Des. 809,359.

FIG. 1 is a perspective view of an embodiment of a folding tool showing our new design;

FIG. 2 is front view of the folding tool illustrated in FIG. 1;

FIG. 3 is a rear view of the folding tool illustrated in FIG. 1;

FIG. 4 is a left side view of the folding tool illustrated in FIG. 1;

FIG. 5 is a right side view of the folding tool illustrated in FIG. 1;

FIG. 6 is a top view of the folding tool illustrated in FIG. 1; and,

FIG. 7 is a bottom view of the folding tool illustrated in FIG. 1.

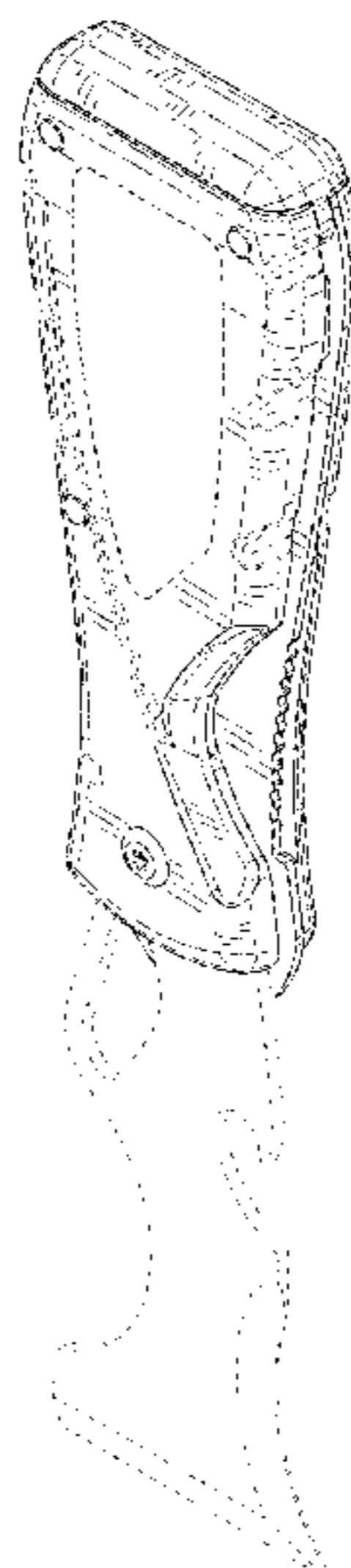
The broken lines depict portions of the folding tool in which the design is embodied that are not considered part of the claimed design.

(51) **LOC (14) Cl.** ..... **08-05**

(52) **U.S. Cl.**  
USPC ..... **D8/45**

(58) **Field of Classification Search**  
USPC ..... D8/14, 45, 99, 107, 105; D22/118;  
D7/395; D32/46, 49, 52

**1 Claim, 4 Drawing Sheets**



(56)

**References Cited**

U.S. PATENT DOCUMENTS

5,822,867	A	10/1998	Sakai
5,887,347	A	3/1999	Gibbs
5,956,788	A	9/1999	Henke
5,964,035	A	10/1999	Poehlmann
5,979,056	A	11/1999	Andrews
5,979,058	A	11/1999	Henke
6,131,222	A	10/2000	Anderson et al.
6,826,836	B1	12/2004	Lin
6,836,967	B1	1/2005	Sakai
D535,541	S	1/2007	Holby
D562,517	S	2/2008	Henke et al.
D564,853	S	3/2008	Chen
D567,853	S	4/2008	Qiu et al.
D581,764	S	12/2008	Kinsky et al.
D629,578	S	12/2010	Molina
8,291,597	B2	10/2012	Hawk et al.
8,464,382	B2	6/2013	Chu
8,490,288	B1	7/2013	Mollick et al.
D693,077	S	11/2013	Thompson
8,832,943	B2	9/2014	Sakai
D733,517	S	7/2015	Constantine
D760,049	S	6/2016	Levand
D784,100	S	4/2017	Montgomery
D809,359	S	2/2018	Levand et al.
9,908,231	B2	3/2018	Levand et al.
2010/0192381	A1	8/2010	Sakai
2011/0107603	A1	5/2011	Giuntoli et al.
2012/0137445	A1	6/2012	Arvinte et al.
2012/0144678	A1	6/2012	Chen
2013/0227794	A1	9/2013	Wang

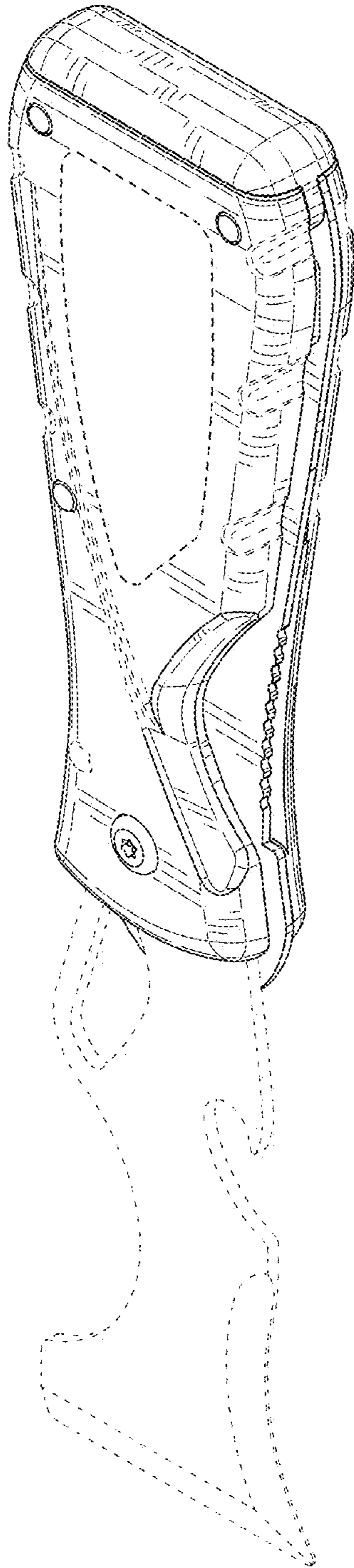


FIG. 1

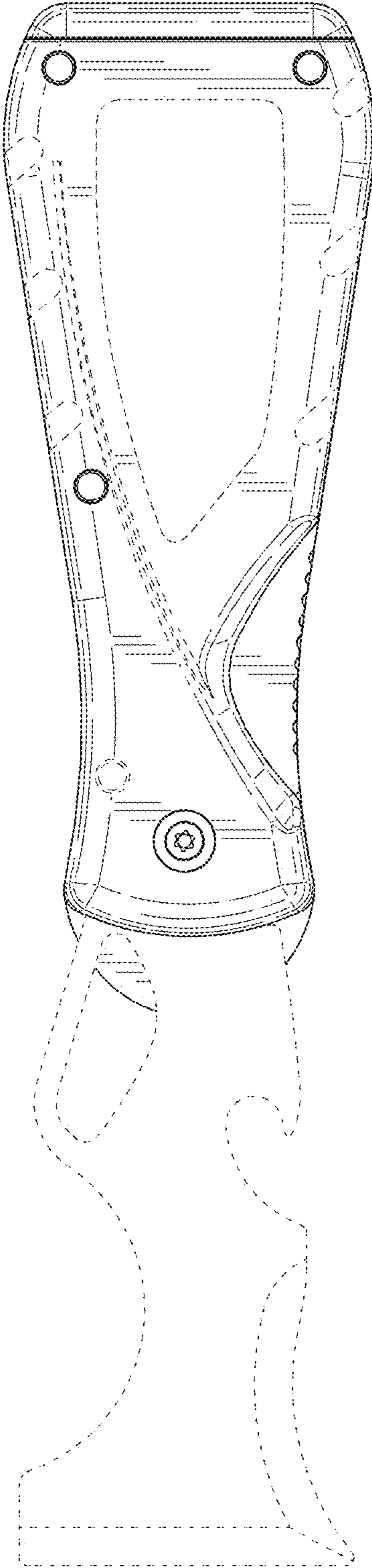


FIG. 2

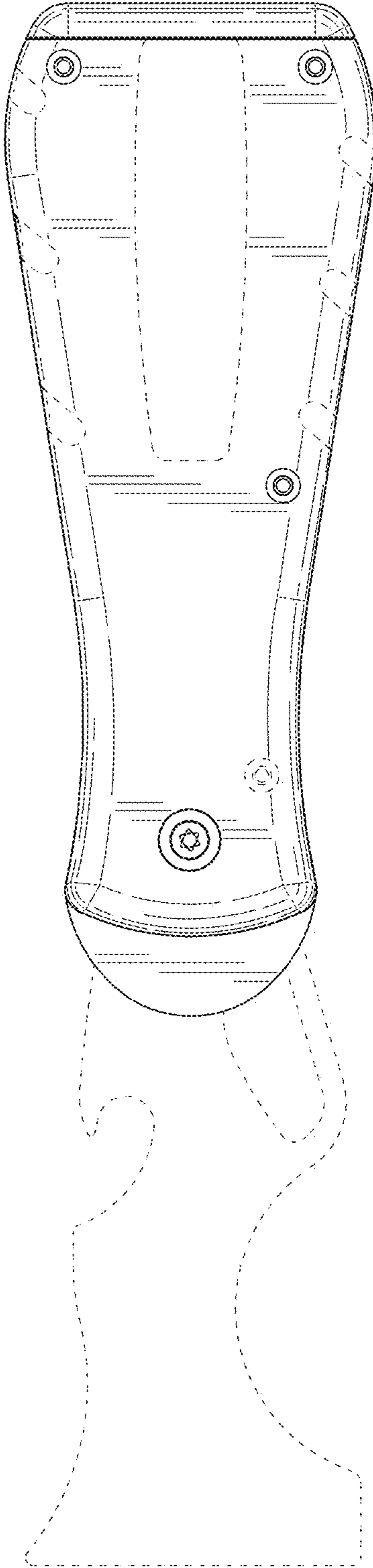


FIG. 3




FIG. 4

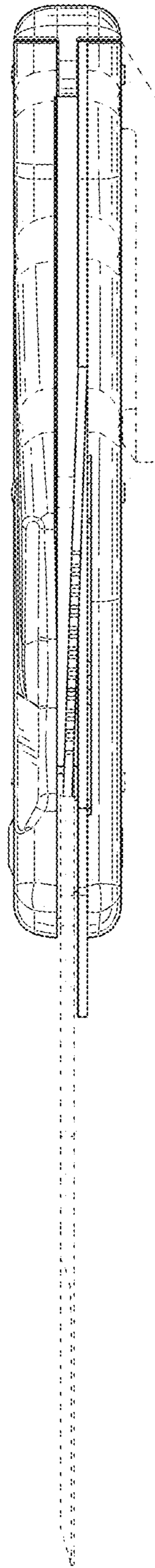


FIG. 5



FIG. 6




FIG. 7