



US0D1015316S

(12) **United States Design Patent** (10) **Patent No.:** **US D1,015,316 S**
Roessner et al. (45) **Date of Patent:** **** Feb. 20, 2024**

(54) **RFID INLAY**
(71) Applicant: **AdvanIDe Holdings Pte. Ltd.**,
Singapore (SG)
(72) Inventors: **Holger Roessner**, Singapore (SG); **Joe Lo**, Singapore (SG); **Alejandro Placitelli**, Montevideo (UY)
(73) Assignee: **Advanide Holdings Pte. Ltd.**,
Singapore (SG)

7,618,204 B2 * 11/2009 Blanchard, Jr. B65H 23/34
400/621
D706,246 S * 6/2014 Forster D14/230
D716,774 S * 11/2014 Forster D14/230
D773,411 S * 12/2016 McCauley D13/182
D820,241 S * 6/2018 Howard D14/230
10,108,894 B2 * 10/2018 Pic G06K 19/0707
D849,723 S * 5/2019 Ali D14/230
10,547,112 B2 * 1/2020 Kang H01Q 1/38
D881,937 S * 4/2020 Kim D14/487
D896,795 S * 9/2020 Howard D14/230

(Continued)

(**) Term: **15 Years**

FOREIGN PATENT DOCUMENTS

(21) Appl. No.: **29/818,834**

CN 307159689 * 3/2022
CN 307169800 * 3/2022
CN 307234757 * 4/2022

(22) Filed: **Dec. 10, 2021**

(51) **LOC (14) Cl.** **14-03**

(52) **U.S. Cl.**
USPC **D14/230**

(58) **Field of Classification Search**
USPC D14/230, 231-240, 238.1, 299, 343, 489,
D14/492, 138, 135; D13/182;
D12/42-43
CPC H01Q 7/00; H01Q 13/10; H01Q 9/285;
H01Q 19/30; H01Q 1/36; H01Q 1/38;
H05K 11/00; G05D 1/0234; G06K
19/07749; G01R 29/10; G01S 2013/0245;
G01S 2013/0254; G01S 2013/0263; G01S
7/4026

See application file for complete search history.

OTHER PUBLICATIONS

IOT, "Miniaturized On-Chip NFC Antenna . . . ", published at
mdpi.com, date published Oct. 13, 2020, site visited Sep. 12, 2023,
available at URL: <https://www.mdpi.com/2624-831X/1/2/18> (Year:
2020).*

(Continued)

Primary Examiner — Daniel J Domino
Assistant Examiner — Samina Vieth
(74) *Attorney, Agent, or Firm* — Maier & Maier, PLLC

(57) **CLAIM**

The ornamental design for an RFID inlay, as shown and
described.

(56) **References Cited**

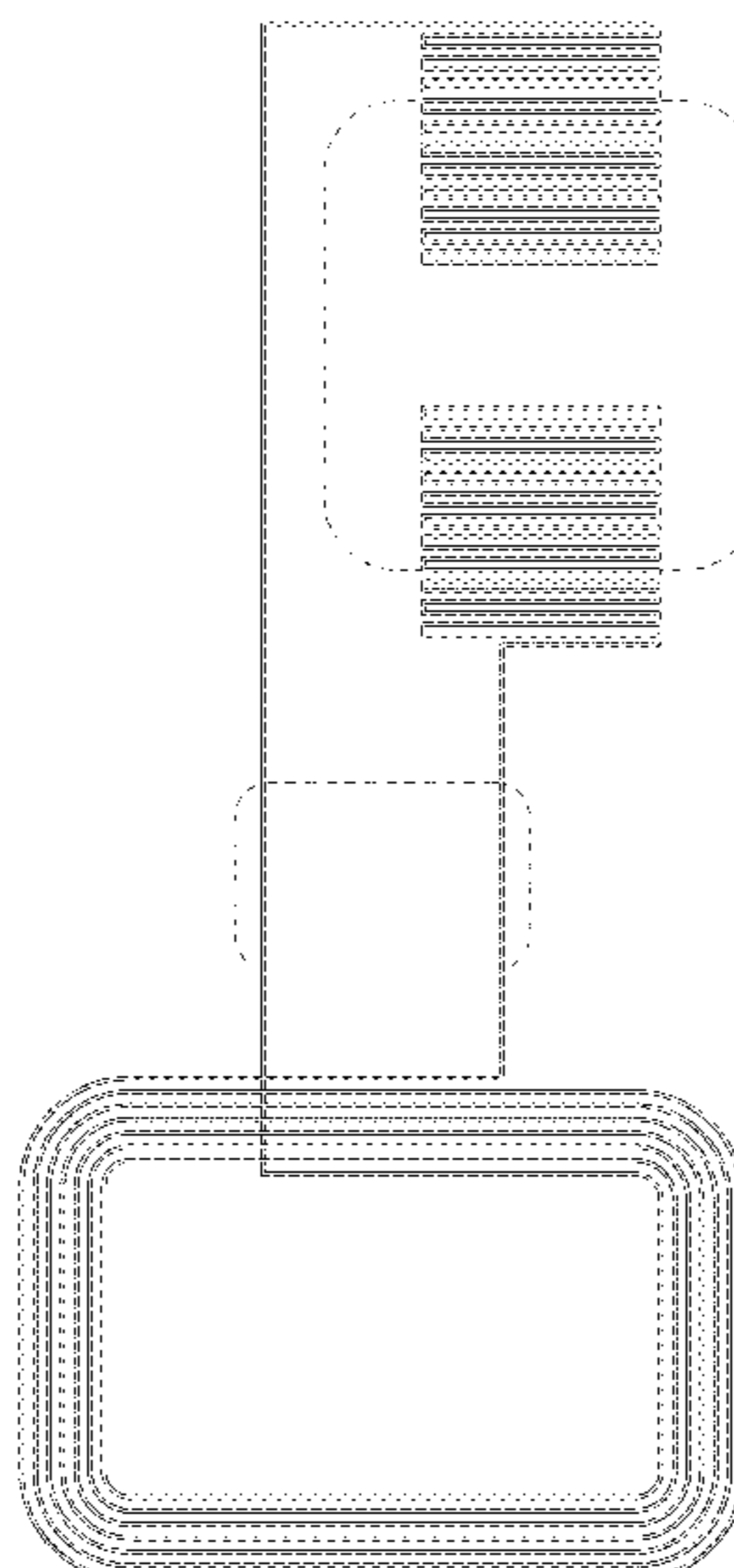
DESCRIPTION

U.S. PATENT DOCUMENTS

4,559,539 A * 12/1985 Markowitz H01Q 5/40
343/895
5,457,469 A * 10/1995 Diamond H01Q 9/30
343/730
D523,471 S * 6/2006 Allard D19/9
7,374,105 B2 * 5/2008 Zhu G06K 19/07749
235/492

FIG. 1 is a top view of an RFID inlay, showing our design;
FIG. 2 is a bottom view thereof; and,
FIG. 3 is an isometric view thereof.
The broken line showing in the Figures shows environment
and forms no part of the claimed design.

1 Claim, 3 Drawing Sheets



(56)

References Cited

U.S. PATENT DOCUMENTS

D954,691	S *	6/2022	Atojoko	D14/230
D964,327	S *	9/2022	Quiambao	D14/230
11,551,050	B2 *	1/2023	Placitelli	H01Q 1/2208
D980,177	S *	3/2023	Sugiura	D13/182
2003/0184495	A1 *	10/2003	Tomon	H01Q 1/2225
				343/866
2008/0055046	A1 *	3/2008	Shimizu	H01Q 9/27
				343/741
2014/0028528	A1 *	1/2014	Tanabe	H01Q 1/36
				343/895
2017/0054213	A1 *	2/2017	Singh	H04B 5/0037
2018/0197063	A1 *	7/2018	Kapoor	G06K 19/077
2018/0205143	A1 *	7/2018	Sy	H01Q 1/3241
2022/0147785	A1 *	5/2022	Placitelli	G06K 19/07733
2023/0045326	A1 *	2/2023	Placitelli	G06K 19/07794
2023/0169295	A1 *	6/2023	Leibbrand	G09F 3/04
				235/492

OTHER PUBLICATIONS

TDK, "WR524830-16F3-NF-G," available at uk.farnell.com, date published Jan. 28, 2017, site visited Sep. 12, 2023, available at URL: <https://uk.farnell.com/tdk/wr524830-16f3-nf-g/charging-coil-19-5uh-nfc-antenna/dp/2790534> (Year: 2017).*

* cited by examiner

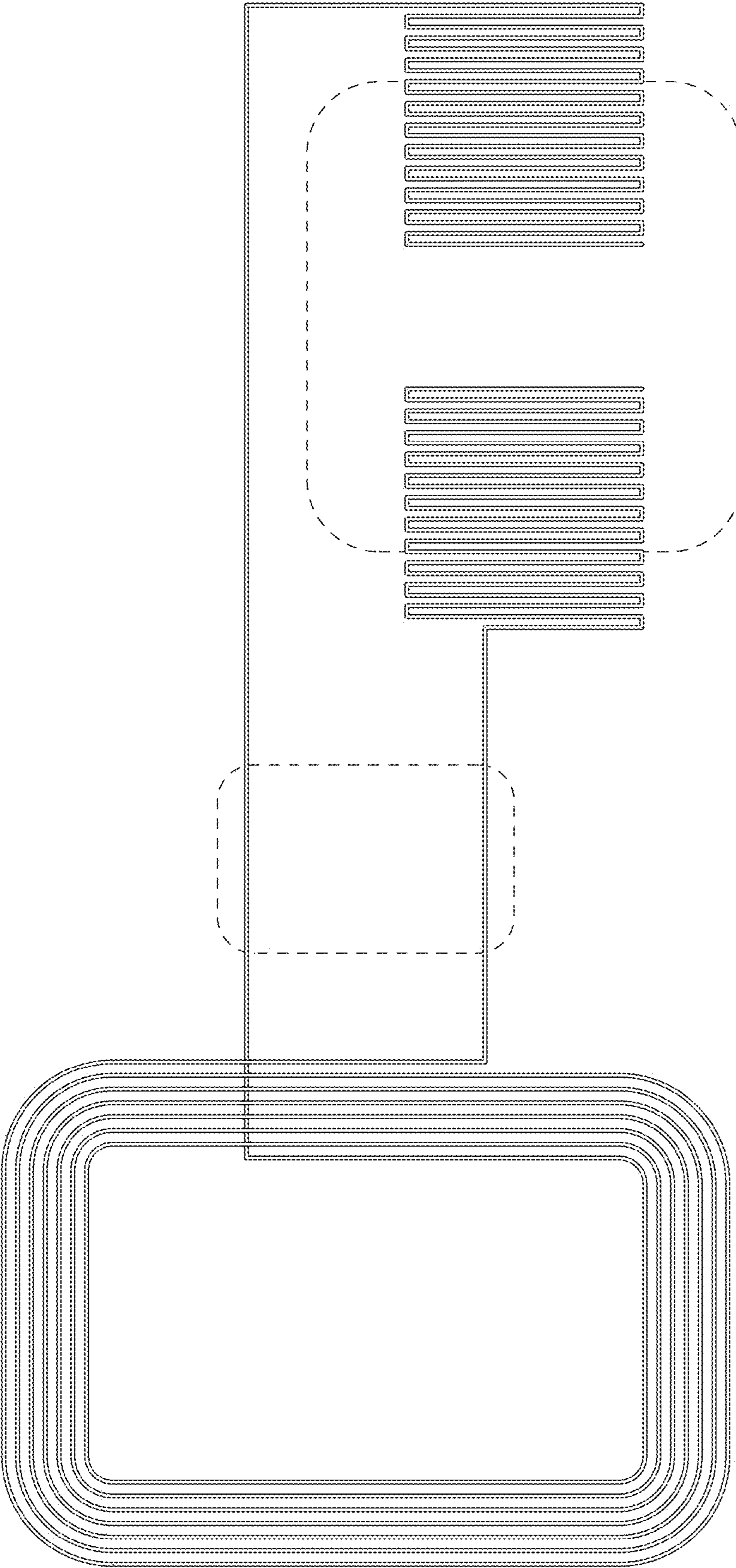


Fig. 1

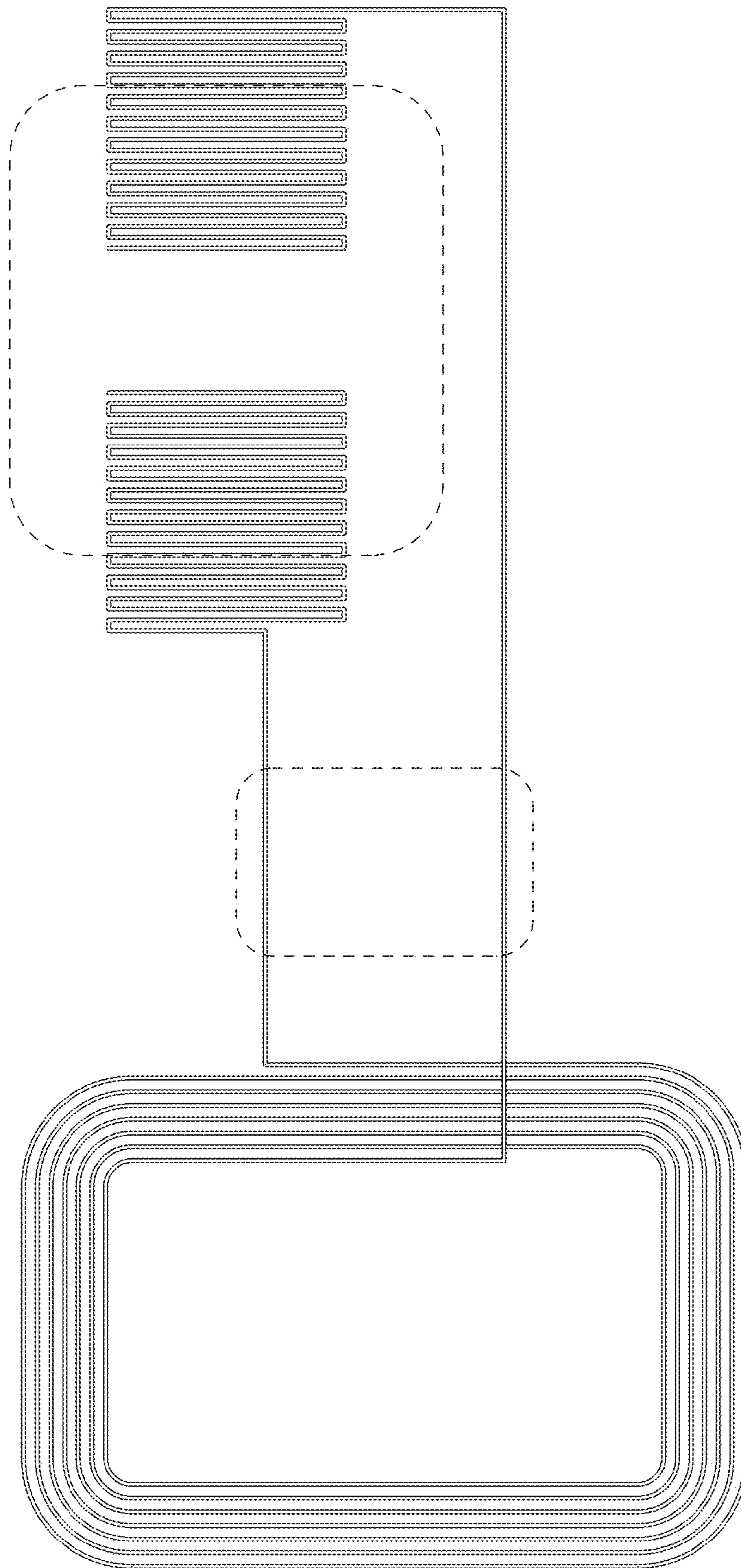


Fig. 2

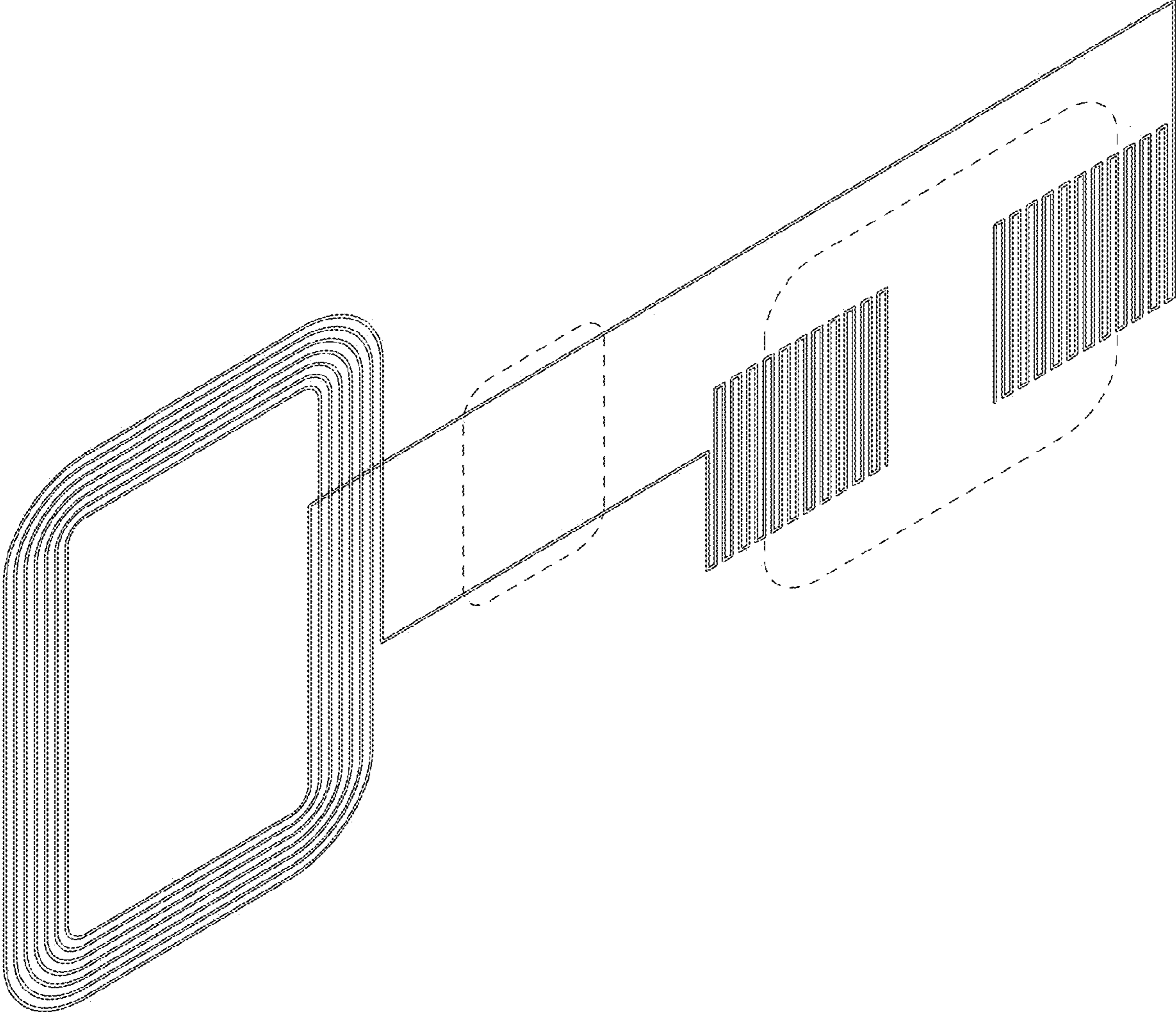


Fig. 3