



US0D1013844S

(12) **United States Design Patent** (10) **Patent No.:** **US D1,013,844 S**
des Horts et al. (45) **Date of Patent:** **** Feb. 6, 2024**

(54) **WATER CLOSET**
(71) Applicant: **LIXIL INTERNATIONAL PTE. LTD.**, Singapore (SG)
(72) Inventors: **Antoine Besseyre des Horts**, Singapore (SG); **Sunghyun Hwang**, Singapore (SG); **Sinlapachai Putpan**, Singapore (SG); **Helder Filipov**, Singapore (SG)

D639,400 S * 6/2011 Kang D23/295
D639,401 S * 6/2011 Starck D23/295
D704,316 S * 5/2014 Ishikawa D23/295
D810,898 S * 2/2018 Tsuduki D23/295
D844,120 S * 3/2019 Nakabayashi D23/311
D848,588 S * 5/2019 L'Henaff D23/295
D862,666 S * 10/2019 Song D23/295
D891,591 S * 7/2020 Van Leeuwen D23/299
D891,592 S * 7/2020 Berschin D23/300
D925,710 S * 7/2021 Seum D23/300
D937,996 S * 12/2021 Ando D23/295

(Continued)

(73) Assignee: **LIXIL INTERNATIONAL PTE. LTD.**, Singapore (SG)

FOREIGN PATENT DOCUMENTS

(**) Term: **15 Years**

CN 306482270 * 4/2021
CN 306812451 * 9/2021
CN 306819073 * 9/2021

(21) Appl. No.: **35/514,305**

OTHER PUBLICATIONS

(22) Filed: **Nov. 18, 2021**

R&T Tankless Smart Toilet, announced Jun. 18, 2021[online], [site visited Feb. 3, 2023]. Available from internet, URL:<<https://www.amazon.com/dp/B097GRLQZ1>> (Year: 2021).*

(80) **Hague Agreement Data**

Int. Filing Date: **Nov. 18, 2021**
Int. Reg. No.: **DM/217509**
Int. Reg. Date: **Nov. 18, 2021**
Int. Reg. Pub. Date: **May 20, 2022**

Primary Examiner — David G Muller
Assistant Examiner — Jamaal Rasheed
(74) *Attorney, Agent, or Firm* — Schwabe, Williamson & Wyatt, PC

(30) **Foreign Application Priority Data**

May 21, 2021 (JP) 2021-010719

(51) **LOC (14) Cl.** **23-07**

(52) **U.S. Cl.**
USPC **D23/300**

(58) **Field of Classification Search**
USPC D23/278–279, 295–303, 309, 311, 499
CPC A47K 13/06; A47K 13/10; A47K 11/024;
A47K 11/06; A47K 11/023
See application file for complete search history.

(57) **CLAIM**

The ornamental design for a water closet, as shown and described.

(56) **References Cited**


U.S. PATENT DOCUMENTS

D581,034 S * 11/2008 Cho D23/295
D583,030 S * 12/2008 Kobayashi D23/295
D600,333 S * 9/2009 Liu D23/295

DESCRIPTION

Fig. 1.1 is a perspective view of a water closet showing our new design;
Fig. 1.2 is a left side view thereof;
Fig. 1.3 is a right side view thereof;
Fig. 1.4 is a rear view thereof;
Fig. 1.5 is a front view thereof; and
Fig. 1.6 is a top view thereof.

(Continued)



The broken lines depict features of the water closet that form no part of the claimed design.

1 Claim, 6 Drawing Sheets

(56)

References Cited

U.S. PATENT DOCUMENTS

2019/0216275 A1* 7/2019 Hayashida A47K 13/105
2020/0337509 A1* 10/2020 Ho A47K 13/10
2022/0341920 A1* 10/2022 Nakashima G01N 33/528

* cited by examiner



Fig. 1.1




Fig. 1.2

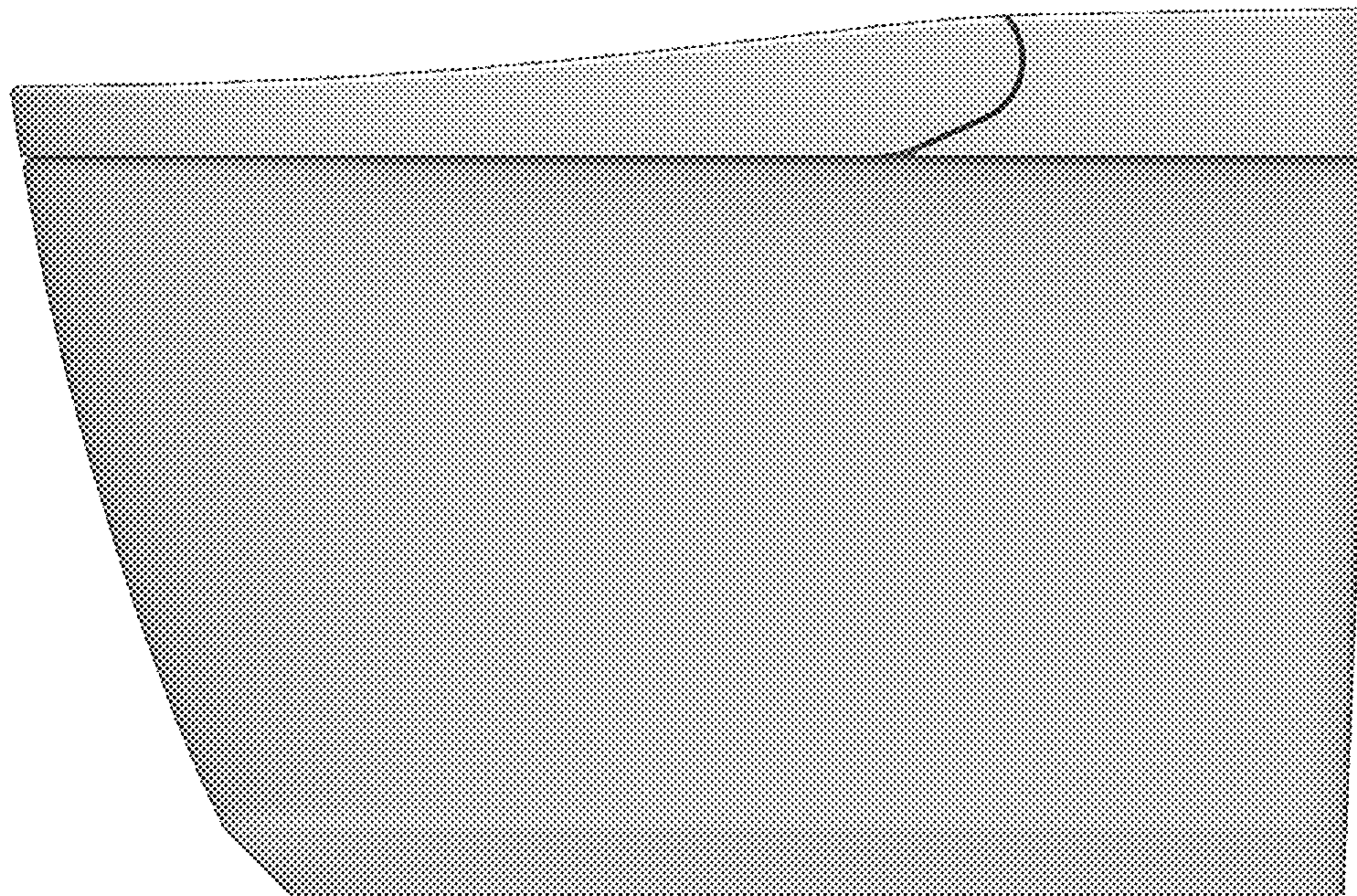


Fig. 1.3

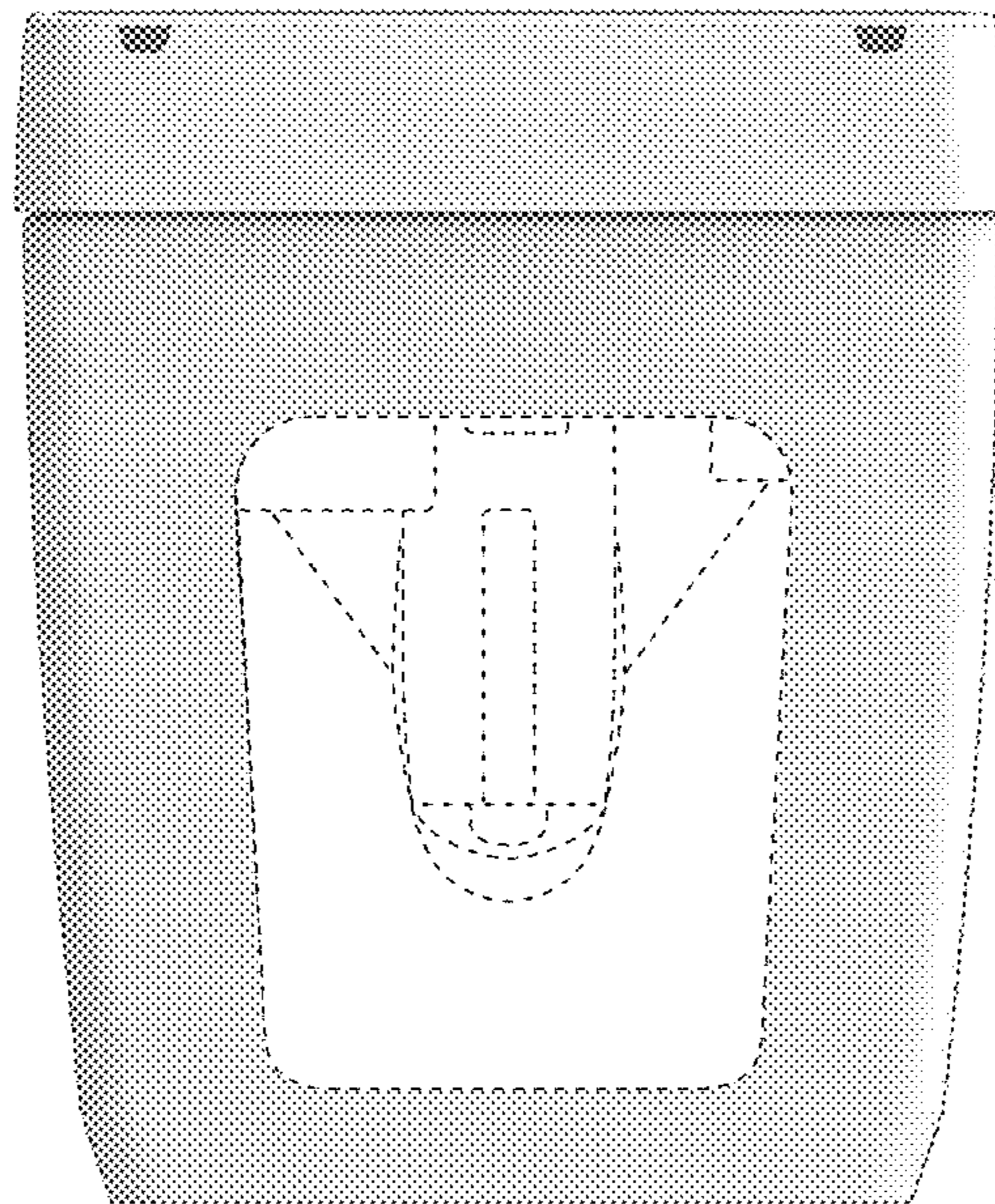


Fig. 1.4




Fig. 1.5

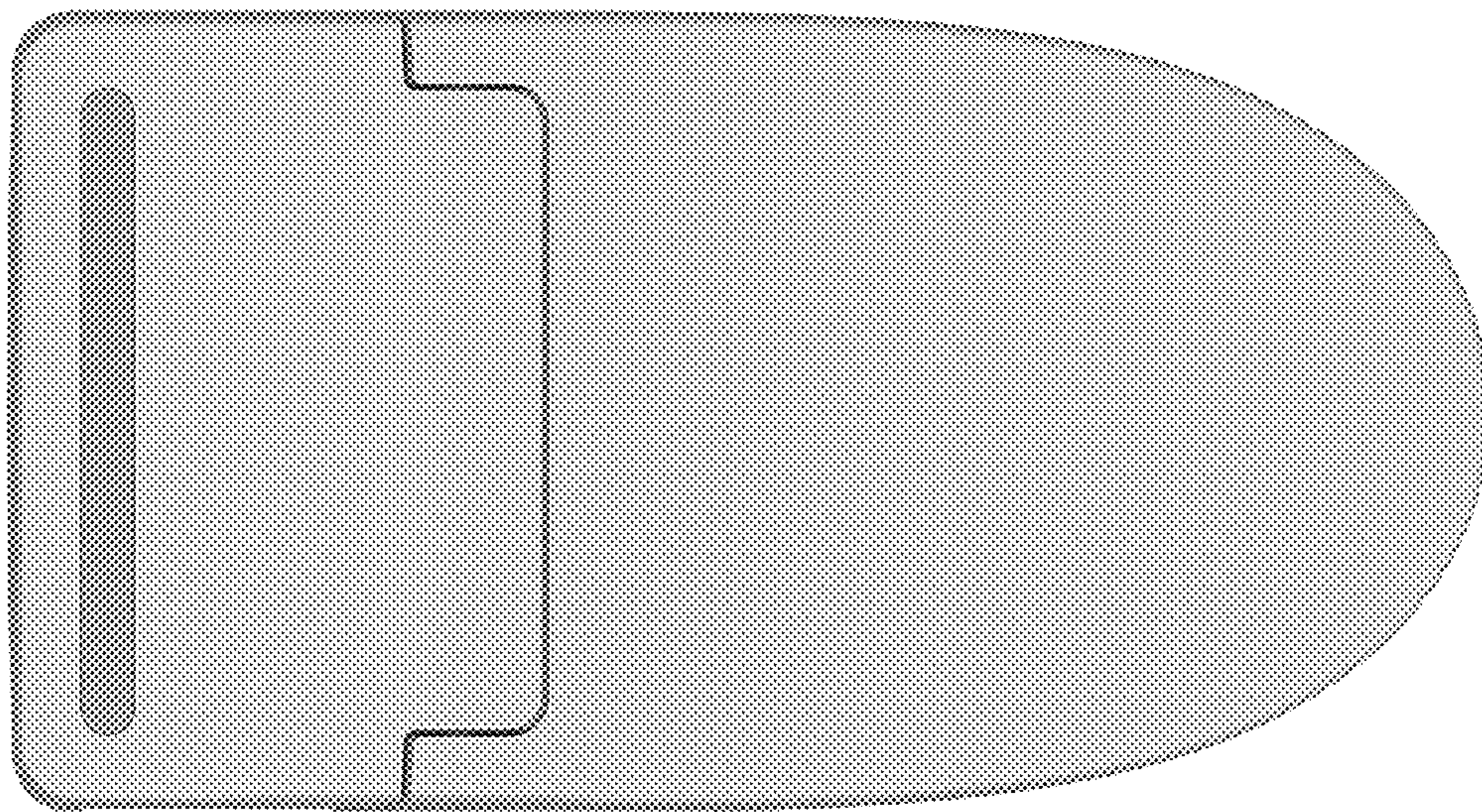


Fig. 1.6