



US0D1012975S

(12) **United States Design Patent**
Ogawa et al.

(10) **Patent No.:** **US D1,012,975 S**

(45) **Date of Patent:** **** Jan. 30, 2024**

(54) **PUMP CASING**

(71) Applicant: **Ebara Corporation**, Tokyo (JP)

(72) Inventors: **Soichiro Ogawa**, Tokyo (JP); **Yoichi Nakamura**, Tokyo (JP); **Seigo Kyo**, Tokyo (JP)

(73) Assignee: **Ebara Corporation**, Tokyo (JP)

(**) Term: **15 Years**

(21) Appl. No.: **29/783,034**

(22) Filed: **May 11, 2021**

(30) **Foreign Application Priority Data**

Nov. 12, 2020 (JP) 2020-024423 D

(51) **LOC (14) Cl.** **15-02**

(52) **U.S. Cl.**
USPC **D15/7**

(58) **Field of Classification Search**

USPC D23/206, 213, 214, 387, 421; D15/1, 3, D15/7, 9, 21, 199

CPC F04B 17/03; F04B 17/046; F04B 17/048; F04B 35/04; F04B 2203/0208; F04B 45/053; F04B 43/009; F04B 43/0045; F04B 43/02; F04B 43/04; F04B 43/043; F04B 43/0054; F04C 13/008; F02M 2700/439

See application file for complete search history.

(56) **References Cited**

U.S. PATENT DOCUMENTS

D31,561 S *	9/1899	Rhodes	D15/7
D32,454 S *	4/1900	Peters	D15/7
D45,943 S *	6/1914	Manzel	D15/7
D165,729 S *	1/1952	Zimmer, Jr.	D15/7
D187,674 S *	4/1960	Cook et al.	D15/7
D190,052 S *	4/1961	Bartholomew	D15/7
4,213,742 A *	7/1980	Henshaw	F04D 29/445 416/185

D302,557 S *	8/1989	Powers	D15/7
D395,899 S *	7/1998	Plummer	D15/7
D429,737 S *	8/2000	Kuan	D15/7
D492,700 S *	7/2004	Hsiao	D15/7
D498,482 S *	11/2004	Hsiao	D15/9
D526,665 S *	8/2006	Hsiao	D15/9
D527,025 S *	8/2006	Hsiao	D15/9
D545,326 S *	6/2007	Zellers	D15/7
D562,849 S *	2/2008	Buitenhuis	D15/7

(Continued)

OTHER PUBLICATIONS

Ebara, 3E Series Data Book 50Hz, (published Nov. 2022), Ebara Europe Website, URL :<<https://www.ebara-europe.com/wp-content/plugins/woocommerce-onpage/storage/cache/2361b54783a96485aeb2f1b6c544172e76d5cf57.pdf/Technical%20databook_3E_3ES_r2.pdf> (Year: 2022).*

Primary Examiner — Calvin E Vansant

Assistant Examiner — Mark T. Philipps

(74) *Attorney, Agent, or Firm* — LEYDIG, VOIT & MAYER, LTD.

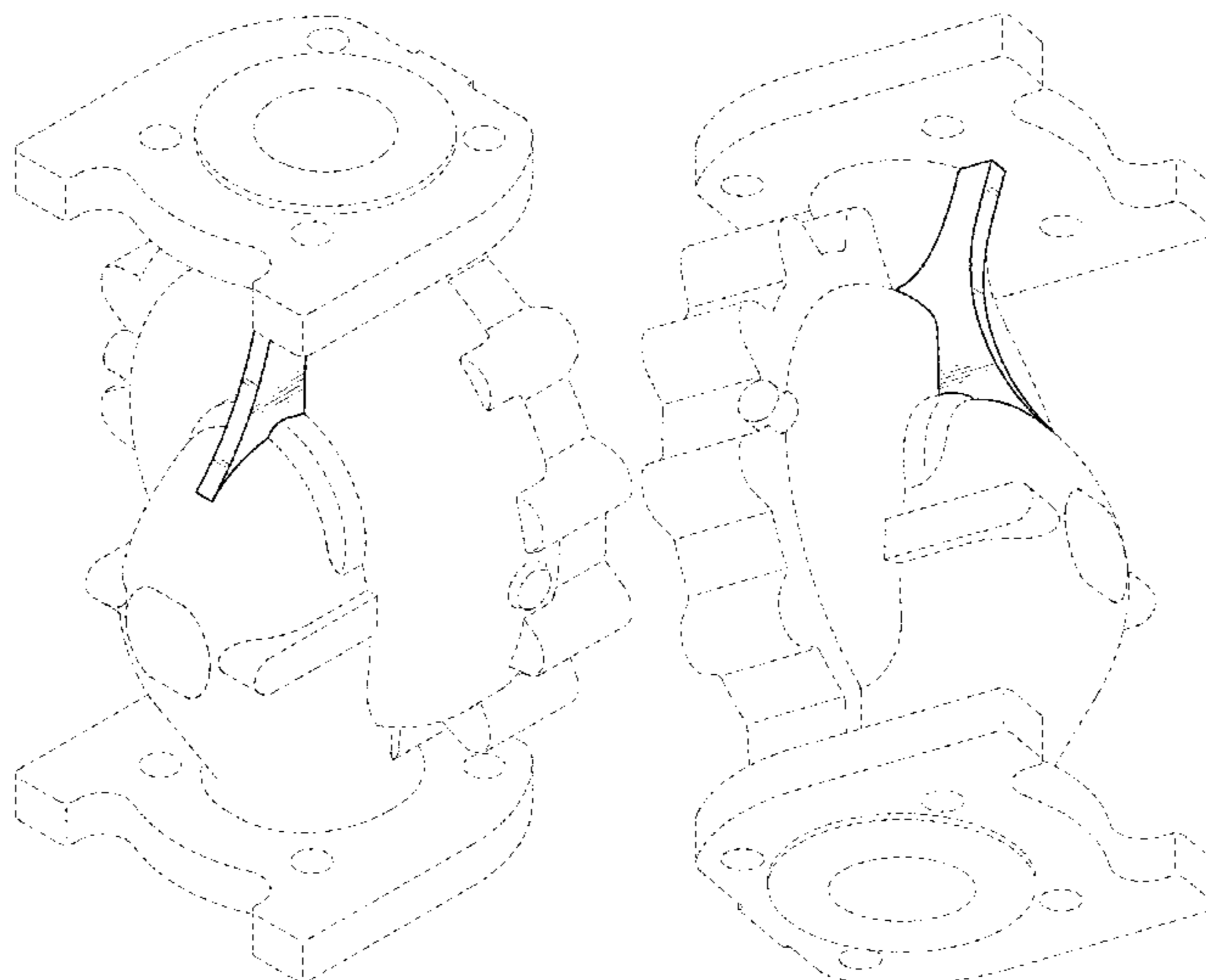
(57) **CLAIM**

The ornamental design for a pump casing, as shown and described.

DESCRIPTION

FIG. 1 is a top and right perspective view of a pump casing. FIG. 2 is a top and left perspective view thereof. FIG. 3 is a bottom and left perspective view thereof. FIG. 4 is a front elevation view thereof. FIG. 5 is a rear elevation view thereof. FIG. 6 is a left side elevation view thereof. FIG. 7 is a right side elevation view thereof. FIG. 8 is a top plan view thereof; and, FIG. 9 is a bottom plan view thereof. The broken lines shown in the drawings illustrate portions of the pump casing that form no part of the claimed design.

1 Claim, 9 Drawing Sheets



(56)

References Cited

U.S. PATENT DOCUMENTS

D618,705 S *	6/2010	Sdachika	D15/7	D822,067 S *	7/2018	Hines	D15/7
D647,537 S *	10/2011	Mehnert	D15/7	D822,719 S *	7/2018	Hines	D15/7
D652,844 S *	1/2012	Hanitsch	D15/7	D884,033 S *	5/2020	Sinico	D15/7
D660,322 S *	5/2012	Hsiao	D15/7	D884,744 S *	5/2020	Jensen	D15/7
D662,515 S *	6/2012	Fadler	D15/7	D885,442 S *	5/2020	Chen	D15/7
D666,217 S *	8/2012	Pruszynski	D15/7	D886,158 S *	6/2020	Zhang	D15/7
D676,063 S *	2/2013	Soja	D15/7	D888,103 S *	6/2020	Lee	D15/7
D682,316 S *	5/2013	Rogne	D15/7	D907,067 S *	1/2021	Rosamilia	F04D 7/04
D733,764 S *	7/2015	Ohser	D15/9					D15/7
D736,265 S *	8/2015	Walter	D15/7	D919,667 S *	5/2021	Bader	D15/7
D746,872 S *	1/2016	Davis	D15/7	D928,843 S *	8/2021	Kuratani	D15/7
D746,873 S *	1/2016	Davis	D15/7	11,174,854 B2 *	11/2021	Hines	F04B 1/02
D746,874 S *	1/2016	Davis	D15/7	D960,202 S *	8/2022	Kuster	D15/7
D747,362 S *	1/2016	Davis	D15/7	2008/0317592 A1 *	12/2008	Adler	F04D 29/605
D777,213 S *	1/2017	Ohser	D15/9					415/213.1
D782,541 S *	3/2017	Hines	D15/7	2015/0226192 A1 *	8/2015	Hines	F04B 53/14
9,624,945 B2 *	4/2017	Guo	F04D 29/026					417/413.1
D797,154 S *	9/2017	Fujiwara	D15/7	2016/0201663 A1 *	7/2016	Treml	F04B 39/0061
D798,909 S *	10/2017	Hammoud	D15/7					417/63
					2022/0381261 A1 *	12/2022	Ogawa	F04D 13/06

* cited by examiner

FIG. 1

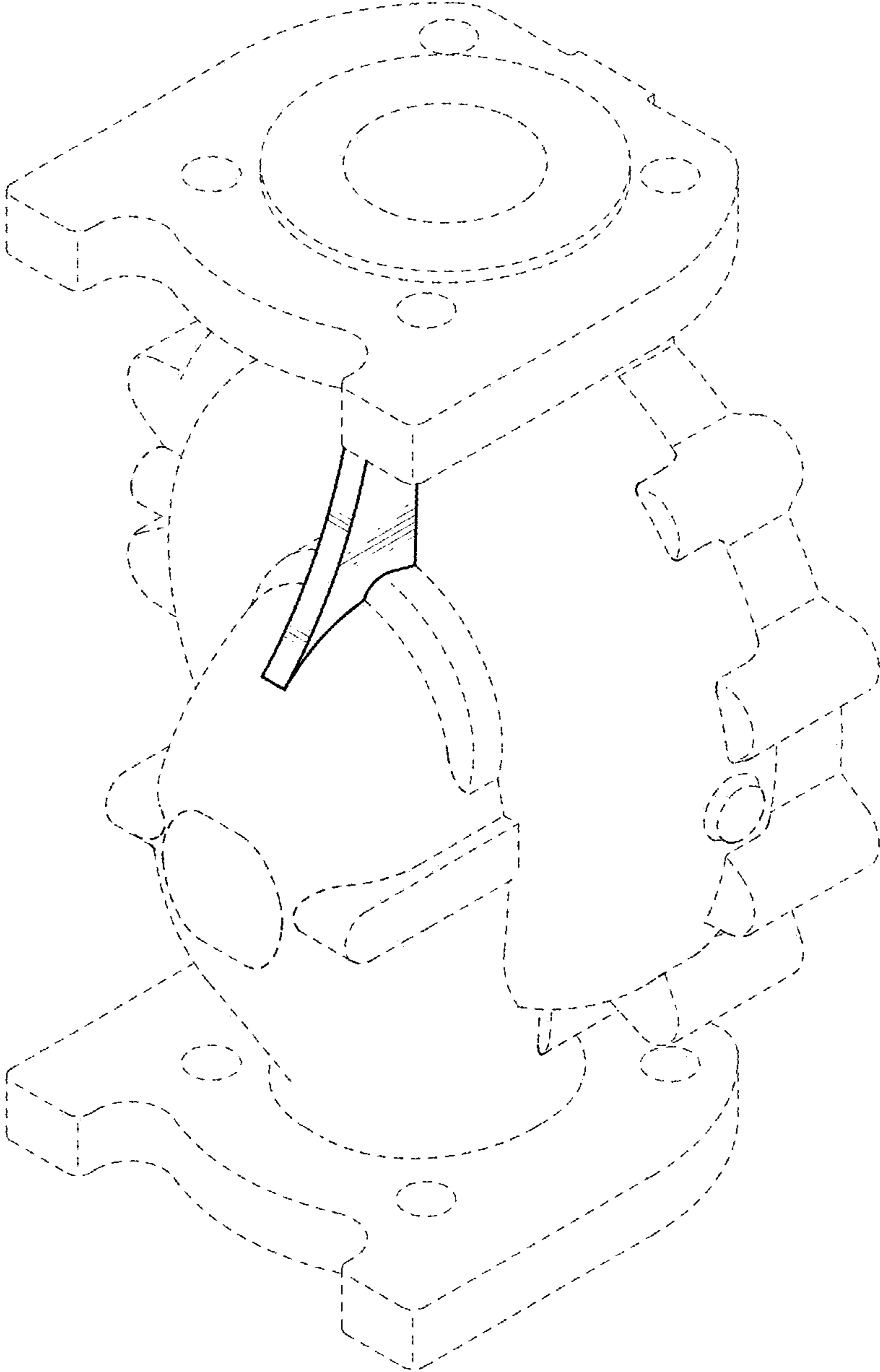
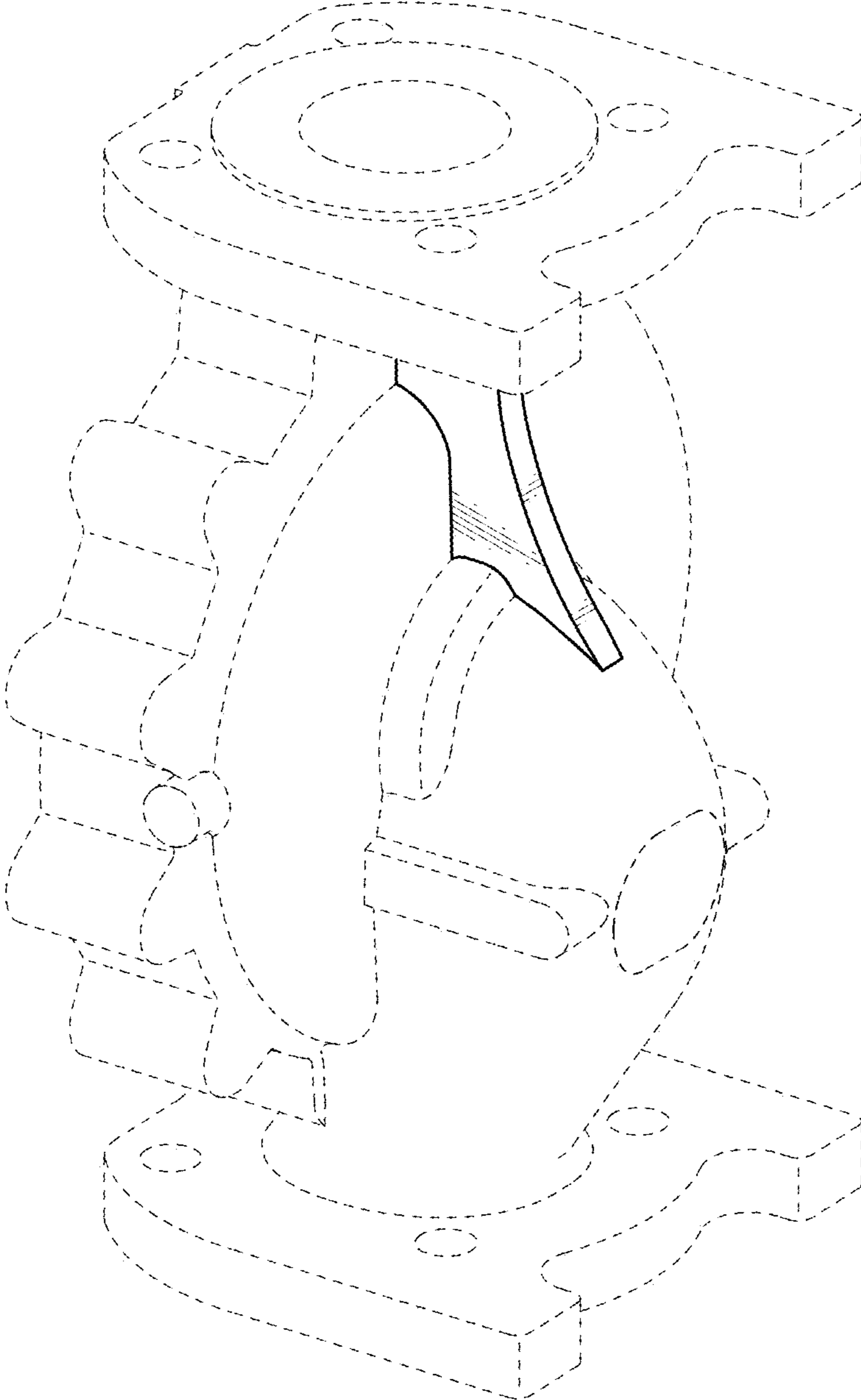


FIG. 2



Replacement Sheet 3/9

FIG. 3

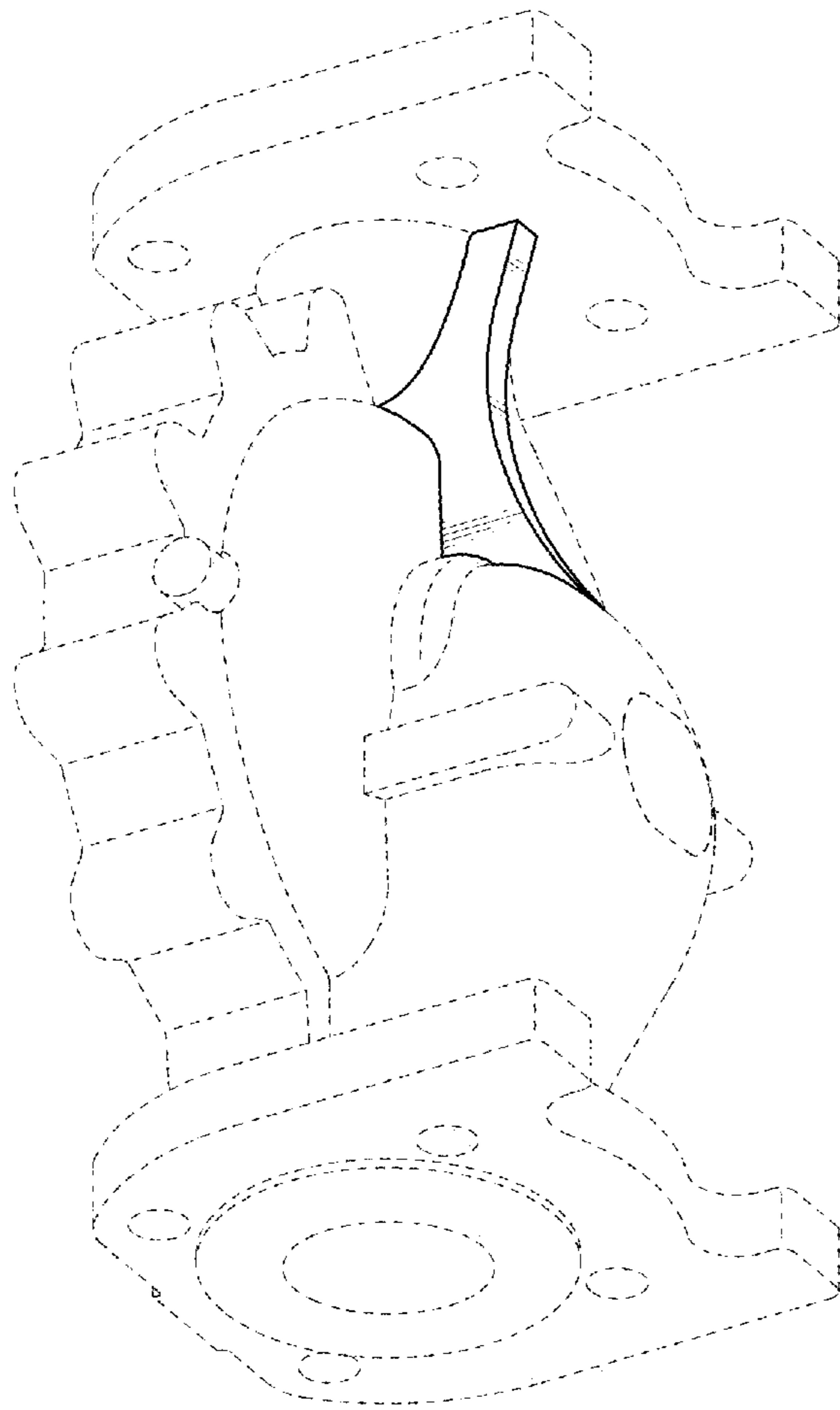


FIG. 4




FIG. 5




FIG. 6

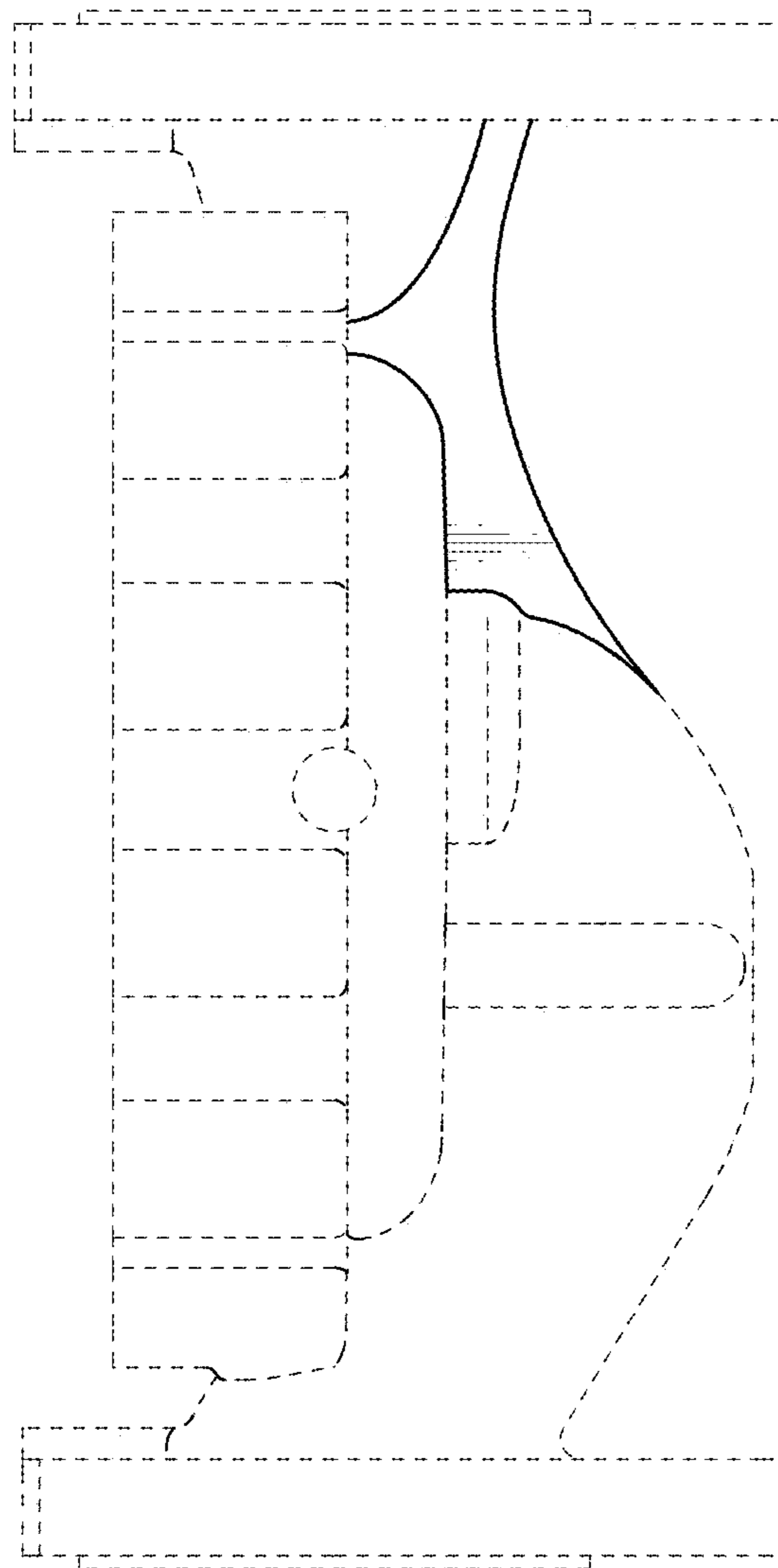


FIG. 7

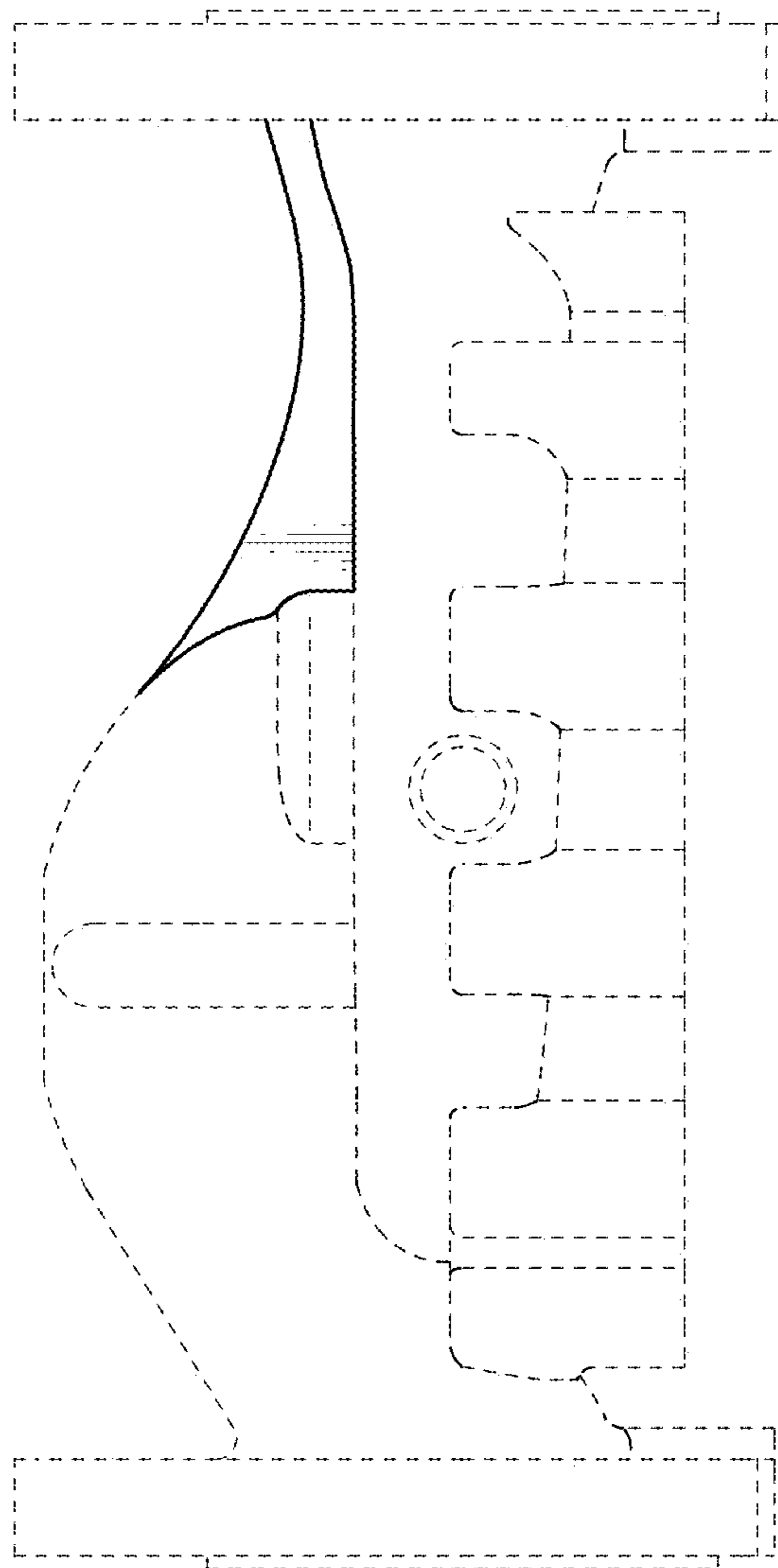


FIG. 8

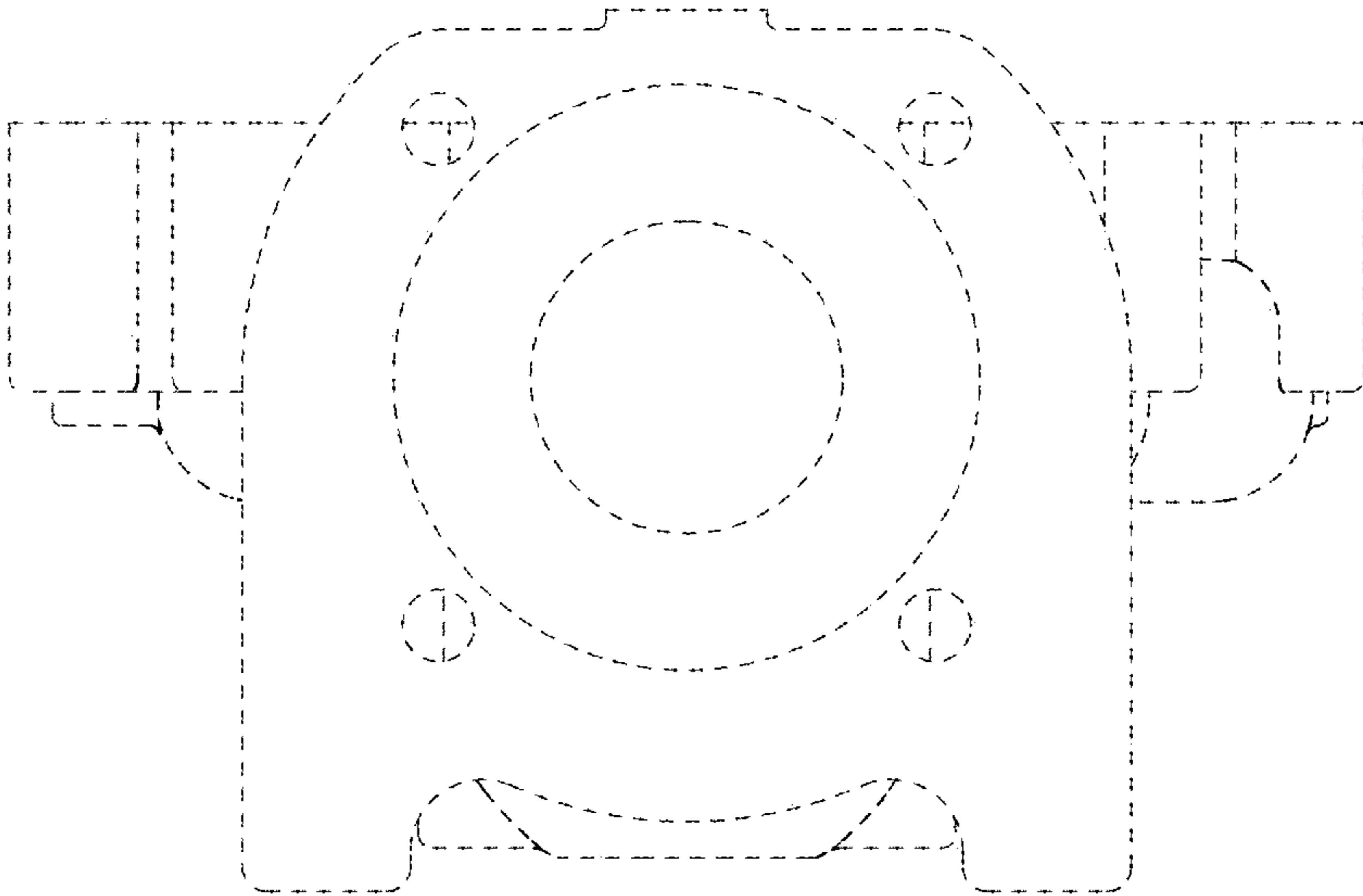


FIG. 9

