



US0D1012808S

(12) **United States Design Patent** (10) **Patent No.:** **US D1,012,808 S**
Liu et al. (45) **Date of Patent:** **** Jan. 30, 2024**

(54) **VEHICLE WHEEL**
(71) Applicant: **CITIC Dicastal Co., Ltd.,**
Qinhuangdao (CN)
(72) Inventors: **Zhichong Liu,** Qinhuangdao (CN); **Zuo**
Xu, Qinhuangdao (CN); **Hanqi Wu,**
Qinhuangdao (CN); **Zhihua Zhu,**
Qinhuangdao (CN)

D756,879 S * 5/2016 George D12/211
D765,003 S * 8/2016 Toth D12/211
D807,806 S * 1/2018 Peat D12/209
D823,221 S * 7/2018 Badstuebner D12/209
D860,906 S * 9/2019 Valencia Pollex D12/209
D872,673 S * 1/2020 Bjerke D12/209
D876,308 S * 2/2020 O'Neill D12/209
D899,337 S * 10/2020 Melikian D12/209
D906,215 S * 12/2020 Badstuebner D12/209
D927,393 S * 8/2021 Xia D12/209

(73) Assignee: **CITIC Dicastal Co., Ltd.,**
Qinhuangdao (CN)

FOREIGN PATENT DOCUMENTS

(**) Term: **15 Years**

CN 201830611274.3 * 3/2019
KR 3020050032567 * 10/2006
WO WOD217402-003 * 11/2021

(21) Appl. No.: **29/813,177**

OTHER PUBLICATIONS

(22) Filed: **Oct. 27, 2021**

(51) **LOC (14) Cl.** **12-16**

(52) **U.S. Cl.**

USPC **D12/209; D21/563**

(58) **Field of Classification Search**

USPC D12/202, 204–213, 501; D21/495, 563
CPC B60B 1/00; B60B 1/02; B60B 1/08; B60B
1/12; B60B 3/00; B60B 3/001; B60B
3/002; B60B 3/02; B60B 3/04; B60B
3/06; B60B 3/10; B60B 5/00; B60B 7/00;
B60B 7/0013; B60B 7/0026; B60B 7/01;
B60B 7/02; B60B 7/04; B60B 7/06;
B60B 7/18; B60B 9/00; B60B 21/00

See application file for complete search history.

AutoRimShop, posting date N/A [online], [retrieved Jun. 12, 2023].
Retrieved from internet, <https://www.autorimshop.com/18-oem-wheel-rim-cw67481.html?324=463> (Year: 2023).*

* cited by examiner

Primary Examiner — Jennifer L Rempfer

Assistant Examiner — Aaron C Fowler

(74) *Attorney, Agent, or Firm* — IPro, PLLC

(57) **CLAIM**

The ornamental design for a vehicle wheel, as shown and described.

(56) **References Cited**


DESCRIPTION

U.S. PATENT DOCUMENTS

D530,257 S * 10/2006 Pfeiffer D12/211
D619,950 S * 7/2010 Antoniadis D12/209
D645,389 S * 9/2011 Nissl D12/209
D675,554 S * 2/2013 Nissl D12/211
D684,519 S * 6/2013 Garbas D12/211
D741,239 S * 10/2015 Wagener D12/209
D746,212 S * 12/2015 Valencia Pollex D12/211

FIG. 1 is a front view of a vehicle wheel.
FIG. 2 is a perspective view of the vehicle wheel; and,
FIG. 3 is a left side view of the vehicle wheel.
In the drawings the broken lines depict portions of the wheel
that form no part of the claimed design.

1 Claim, 3 Drawing Sheets






FIG. 1




FIG. 2




FIG. 3