



US0D1012215S

(12) **United States Design Patent**  
**Dingman**

(10) **Patent No.:** **US D1,012,215 S**

(45) **Date of Patent:** **\*\* Jan. 23, 2024**

(54) **GOLF PUTTER GRIP**

(71) Applicant: **2Thumb Golf North America**, White Lake, MI (US)

(72) Inventor: **Darin Dingman**, Royal Oak, MI (US)

(73) Assignee: **2Thumb Golf North America**, White Lake, MI (US)

(\*\*) Term: **15 Years**

(21) Appl. No.: **29/799,069**

(22) Filed: **Jul. 12, 2021**

(51) **LOC (14) Cl.** ..... **21-02**

(52) **U.S. Cl.**  
USPC ..... **D21/756**

(58) **Field of Classification Search**  
USPC ..... D21/756, 757, 758, 759, 789  
CPC ..... A63B 60/00; A63B 60/46; A63B 59/60;  
A63B 49/00; A63B 53/14  
See application file for complete search history.

(56) **References Cited**

**U.S. PATENT DOCUMENTS**

796,909 A	8/1905	Hardison	
D512,758 S *	12/2005	Tuerschmann	D21/756
D547,406 S *	7/2007	Noyes	D21/756
D576,240 S *	9/2008	Chen	D21/756
D581,001 S *	11/2008	Chen	D21/756
D590,465 S *	4/2009	Chen	D21/756
D590,903 S	4/2009	Dingman	
D592,263 S *	5/2009	Devaney	D21/756
D592,264 S *	5/2009	Devaney	D21/756
D592,265 S *	5/2009	Devaney	D21/756
D592,267 S *	5/2009	Devaney	D21/756
D595,378 S *	6/2009	Devaney	D21/756
D595,379 S *	6/2009	Devaney	D21/756
D595,796 S *	7/2009	Devaney	D21/756
D597,622 S *	8/2009	Devaney	D21/756

D598,512 S	8/2009	Dingman et al.	
D664,225 S *	7/2012	Lamkin	D21/756
D691,229 S *	10/2013	Parkinson	D21/756
D726,267 S *	4/2015	Bacon	D21/756
D733,236 S *	6/2015	Serrano	D21/756
D733,237 S *	6/2015	Serrano	D21/756
D794,147 S *	8/2017	Davis	D21/756
D851,188 S *	6/2019	Cokewell	D21/756

(Continued)

**FOREIGN PATENT DOCUMENTS**

WO 2014026076 A1 2/2014

**OTHER PUBLICATIONS**

Winn-taper, announced 2019 [online], [site visited Aug. 30, 2022]. Available on internet, URL:https://www.amazon.com/Winn-Taper-Pistol-Midsized-Putter/dp/B07MW1Q9YT/ref (Year: 2019).\*

(Continued)

*Primary Examiner* — Khawaja Anwar  
*Assistant Examiner* — Julice Seung Eun Oum  
(74) *Attorney, Agent, or Firm* — Fishman Stewart PLLC


(57) **CLAIM**

The ornamental design for a golf putter grip, as shown and described.

**DESCRIPTION**

FIG. 1 is a front bottom perspective view of a golf putter grip;  
FIG. 2 is a front top perspective view of the golf putter grip;  
FIG. 3 is a front view of the golf putter grip;  
FIG. 4 is a back view of the golf putter grip;  
FIG. 5 is a bottom view of the golf putter grip;  
FIG. 6 is a top view of the golf putter grip;  
FIG. 7 is a right side view of the golf putter grip; and,  
FIG. 8 is a left side view of the golf putter grip.

**1 Claim, 5 Drawing Sheets**



(56)

**References Cited**

U.S. PATENT DOCUMENTS

D896,331 S \* 9/2020 Biafore, Jr. .... D21/756  
2013/0225313 A1 \* 8/2013 Garsen ..... A63B 60/00  
473/303

OTHER PUBLICATIONS

Yamato, announced 2020 [online], [site visited Aug. 30, 2022].  
Available on internet, URL:<https://www.amazon.com/yamato-Non-Slip-Washable-Ergonomics-Tackiness/dp/B08J7YH46B/ref> (Year: 2020).\*

Lamkin, announced 2021 [online], [site visited Aug. 30, 2022].  
Available on internet, URL:<https://www.amazon.com/Lamkin-Sink-Pistol-Putter-Gray/dp/B092H6NDGT/ref> (Year: 2021).\*

Zenesty, announced 2020 [online], [site visited Aug. 30, 2022].  
Available on internet, URL:<https://www.amazon.com/Zenesty-Lightweight-Delicate-Polyurethane-Comfortable/dp/B08PD69QT9/ref> (Year: 2020).\*

\* cited by examiner

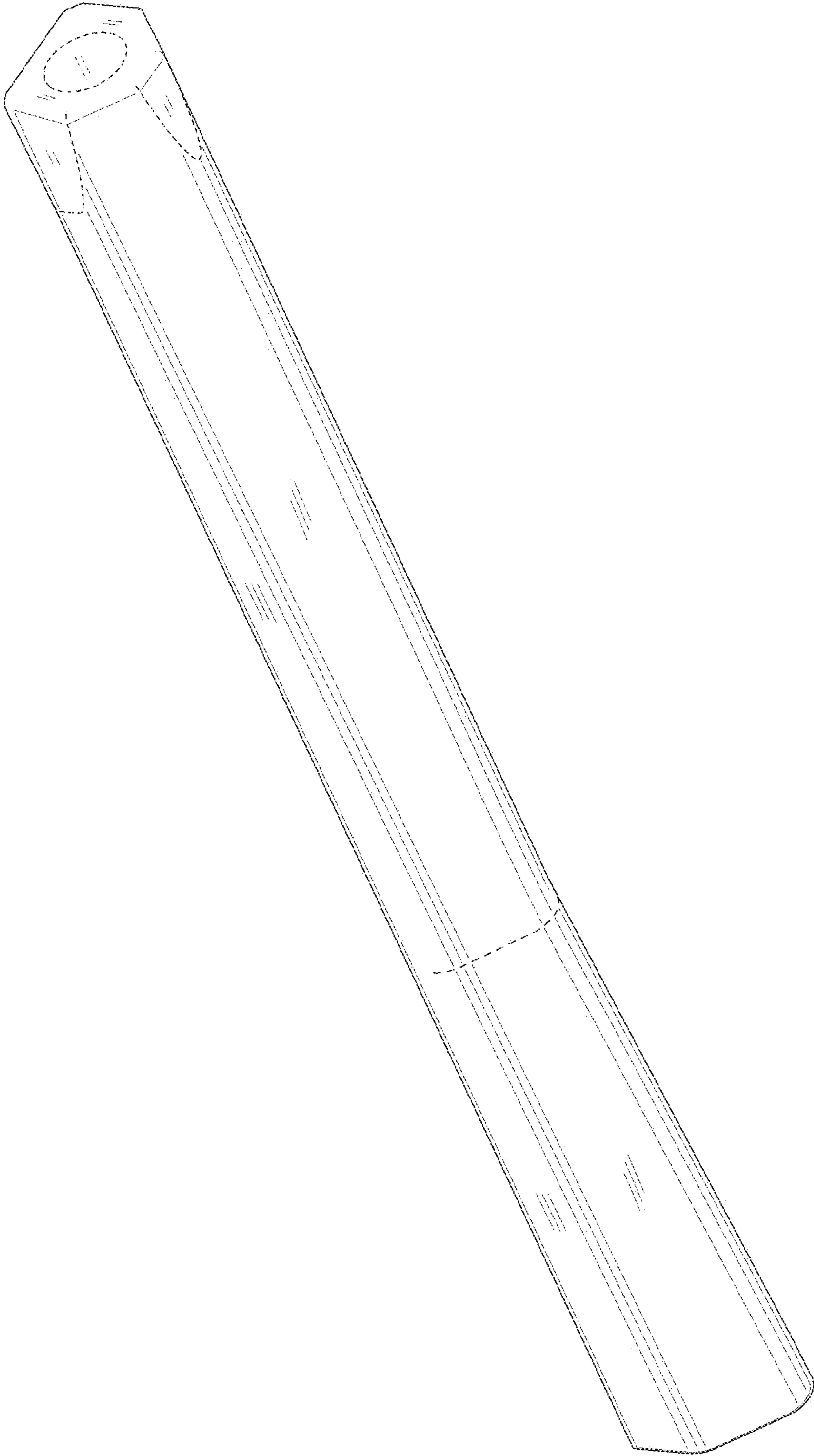


FIG. 1

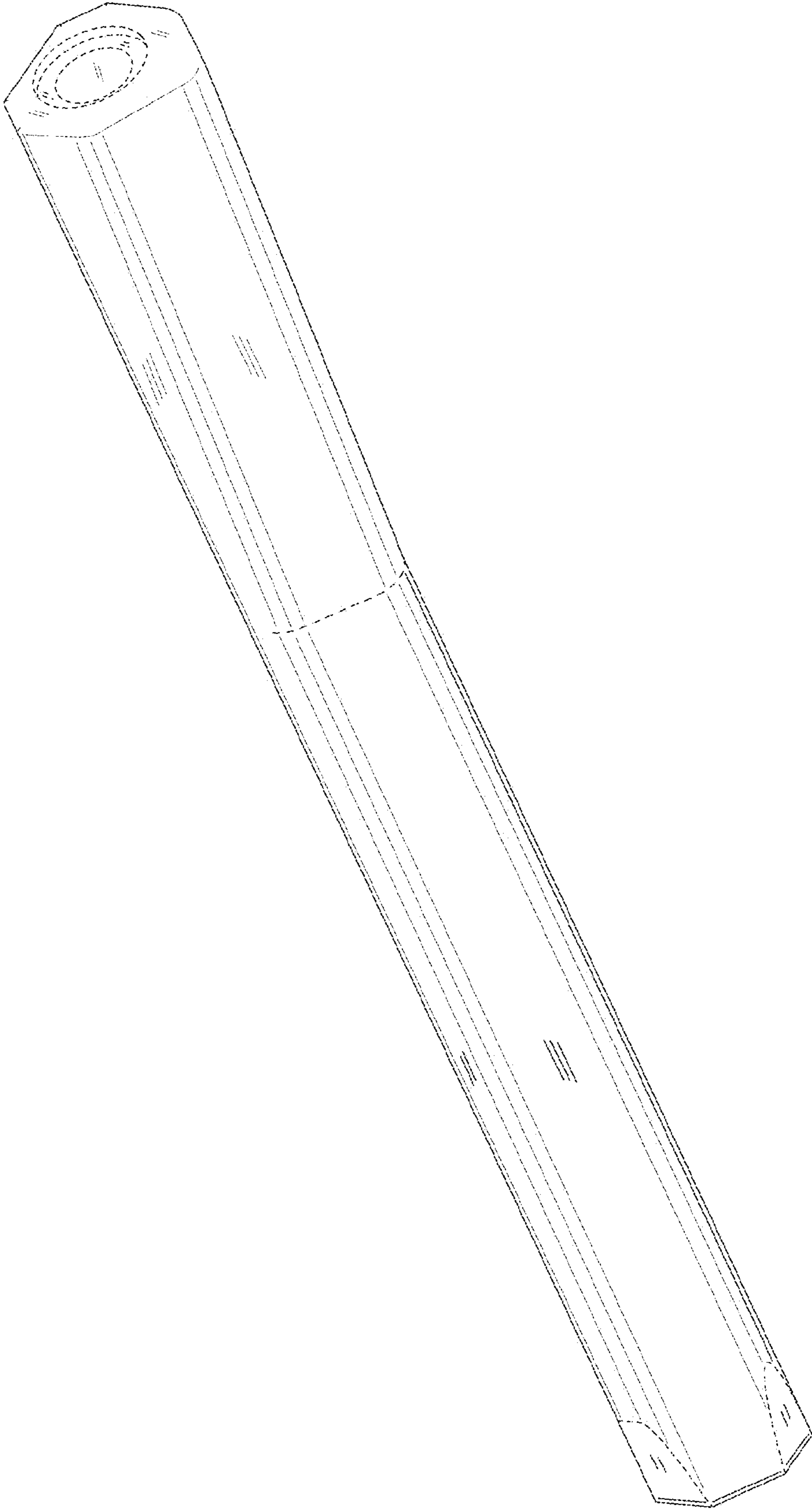


FIG. 2

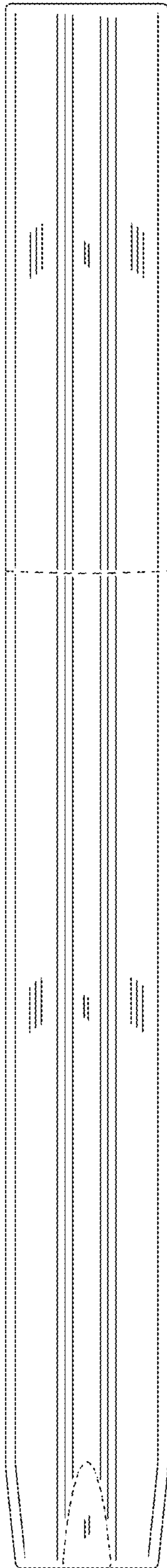


FIG. 3

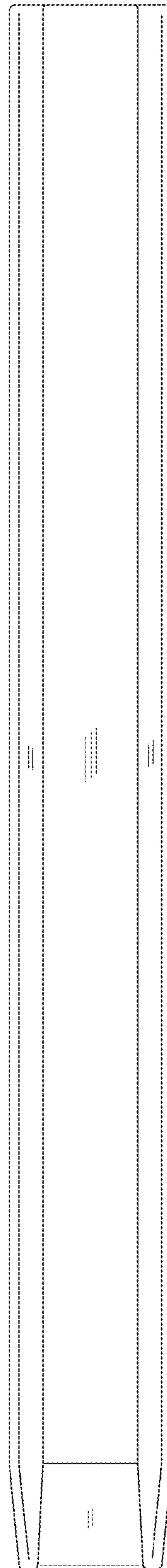
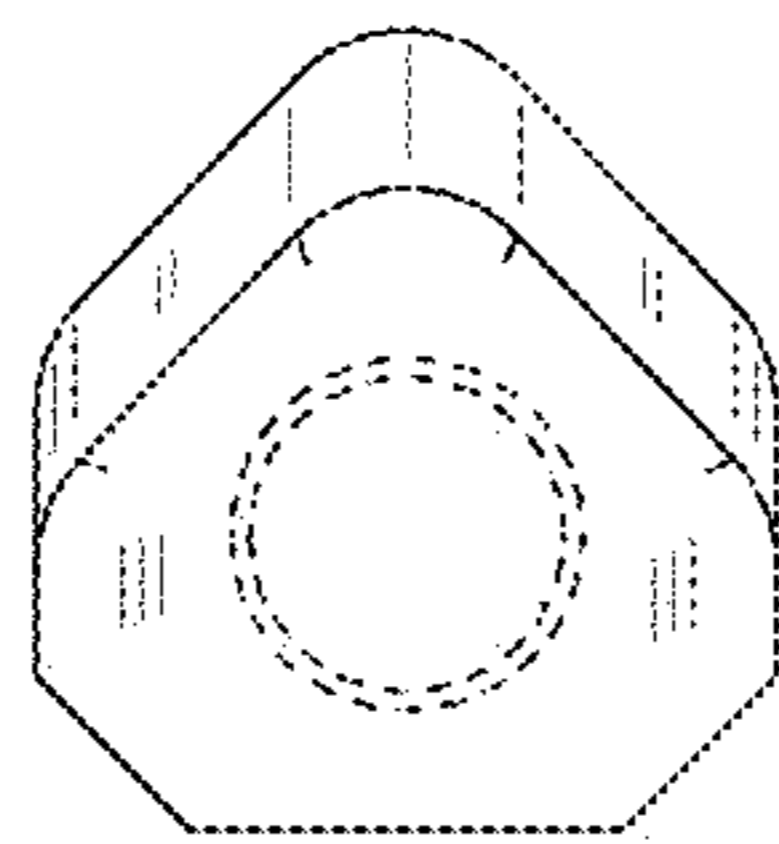
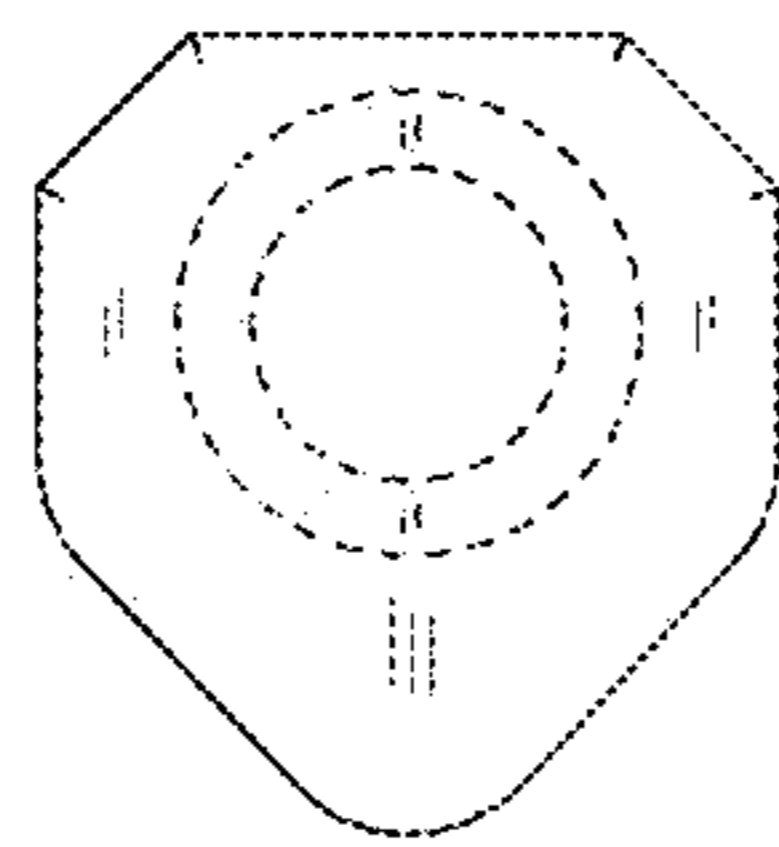


FIG. 4



*FIG. 5*



*FIG. 6*

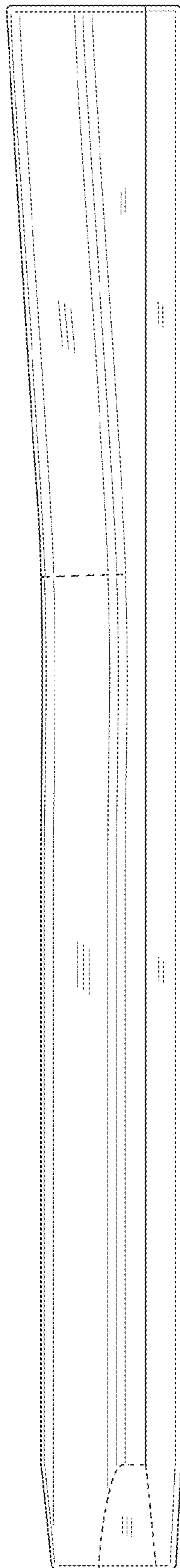


FIG. 7

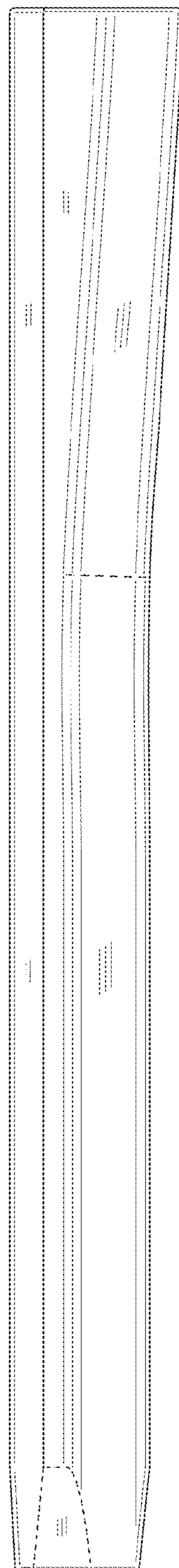


FIG. 8