

US0D1011471S

(12) **United States Design Patent** (10) **Patent No.:** **US D1,011,471 S**
McMahon (45) **Date of Patent:** **** Jan. 16, 2024**

(54) **FISHING HOOKSET**
(71) Applicant: **John Gordon McMahon**, Lake Wales, FL (US)
(72) Inventor: **John Gordon McMahon**, Lake Wales, FL (US)
(**) Term: **15 Years**
(21) Appl. No.: **29/912,193**
(22) Filed: **Sep. 14, 2023**
(51) **LOC (14) Cl.** **22-05**
(52) **U.S. Cl.**
USPC **D22/144**
(58) **Field of Classification Search**
USPC D22/126–128, 144; D11/40, 43
CPC A01K 83/00; A01K 83/02; A01K 83/066;
A01K 83/067; A01K 83/069; A01K 91/04
See application file for complete search history.

6,434,799 B1 * 8/2002 Kuslich A01K 83/00
24/131 R
D502,247 S * 2/2005 Roach D22/134
D536,763 S * 2/2007 Friedrichs D22/134
D539,689 S * 4/2007 Mertens D11/8
D844,099 S * 3/2019 Cook D22/134
D845,820 S * 4/2019 DaCosta D11/86
D849,183 S * 5/2019 DeJarnette D22/144
D852,925 S * 7/2019 Vericella D22/128
D888,190 S * 6/2020 Hahn D22/144

(Continued)

FOREIGN PATENT DOCUMENTS

KR 20200109240 9/2020

OTHER PUBLICATIONS

Mike Mazur, How to Fish Ring Hooks, 2021, <https://www.fishtrack.com/article/how-to-fish-ring-hooks>.

(Continued)

Primary Examiner — Catherine R Oliver-Garcia

(56) **References Cited**

U.S. PATENT DOCUMENTS

1,620,972 A * 3/1927 Hobbs A01K 85/10
43/42.32
3,138,840 A * 6/1964 Rich A01K 91/04
43/44.84
3,241,201 A * 3/1966 Chester A01K 91/04
24/598.6
3,335,516 A 8/1967 Sutton et al.
3,604,143 A * 9/1971 Sauers A01K 91/04
D22/144
5,301,454 A 4/1994 Chen
5,600,917 A * 2/1997 Manno A01K 91/04
43/44.82
5,950,348 A 9/1999 Gruel
5,950,351 A 9/1999 Walker et al.
6,073,385 A 6/2000 Sano
6,082,037 A * 7/2000 Malouf A01K 85/00
43/42.32
D430,261 S * 8/2000 Yong-Set D22/134

(57) **CLAIM**

The ornamental design for a fishing hookset, as shown and described.

DESCRIPTION

FIG. 1 is a top front perspective view of a fishing hookset showing my new design;
FIG. 2 is a top rear perspective view thereof;
FIG. 3 is a bottom front perspective view thereof;
FIG. 4 is a bottom rear perspective view thereof;
FIG. 5 is a front elevational view thereof;
FIG. 6 is a rear elevational view thereof;
FIG. 7 is a top plan view thereof;
FIG. 8 is a bottom plan view thereof;
FIG. 9 is a right elevational view thereof; and,
FIG. 10 is a left elevational view thereof.

1 Claim, 10 Drawing Sheets



(56)

References Cited

U.S. PATENT DOCUMENTS

2006/0265939 A1* 11/2006 Friedrichs A01K 91/04
43/43.1
2013/0019517 A1* 1/2013 Lorentz A01K 85/00
29/527.3
2016/0057981 A1 3/2016 Beecher et al.
2019/0246613 A1* 8/2019 Cook A01K 91/04

OTHER PUBLICATIONS

Wacky Rings, Wacky Rings (100 pk—O-Rings for Wacky Rigging Senko Worms/Soft Stickbaits—Bait Saver Orings for 4&5" Senko Style Worms—Save Your Worms from Tearing While Wacky Rigging, Retrieved From Internet, Retrieved on Sep. 14, 2023, <URL: <https://www.desertcart.ae/products/2138053-wacky-rings-o-rings-for-wacky-rigging-senko-worms-100-orings-for-4-amp-5-senkos>>.
New Up, 50pcs High Quality Making Jewelry Accessories Round Split Ring fishing ring Connector Stainless Steel Open Jump Rings, Retrieved From Internet, Retrieved on Sep. 14, 2023, <URL: https://www.alibaba.com/product-detail/50pcs-High-Quality-Making-Jewelry-Accessories_60832290711.html?spm=a2700.pccps_detail.0.0.68f513a0vU8q1w>.

* cited by examiner



FIG. 1

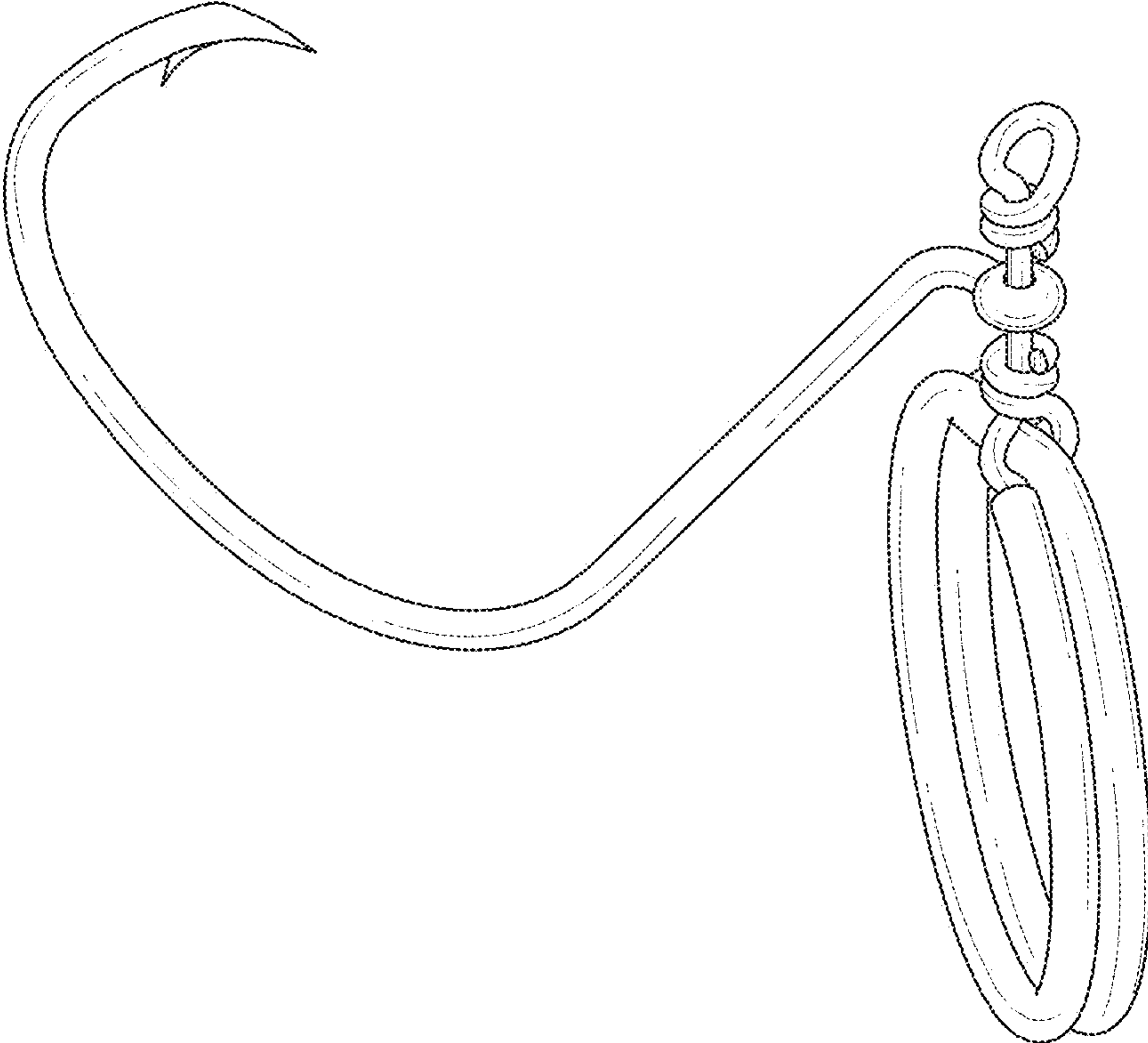


FIG. 2




FIG. 3



FIG. 4

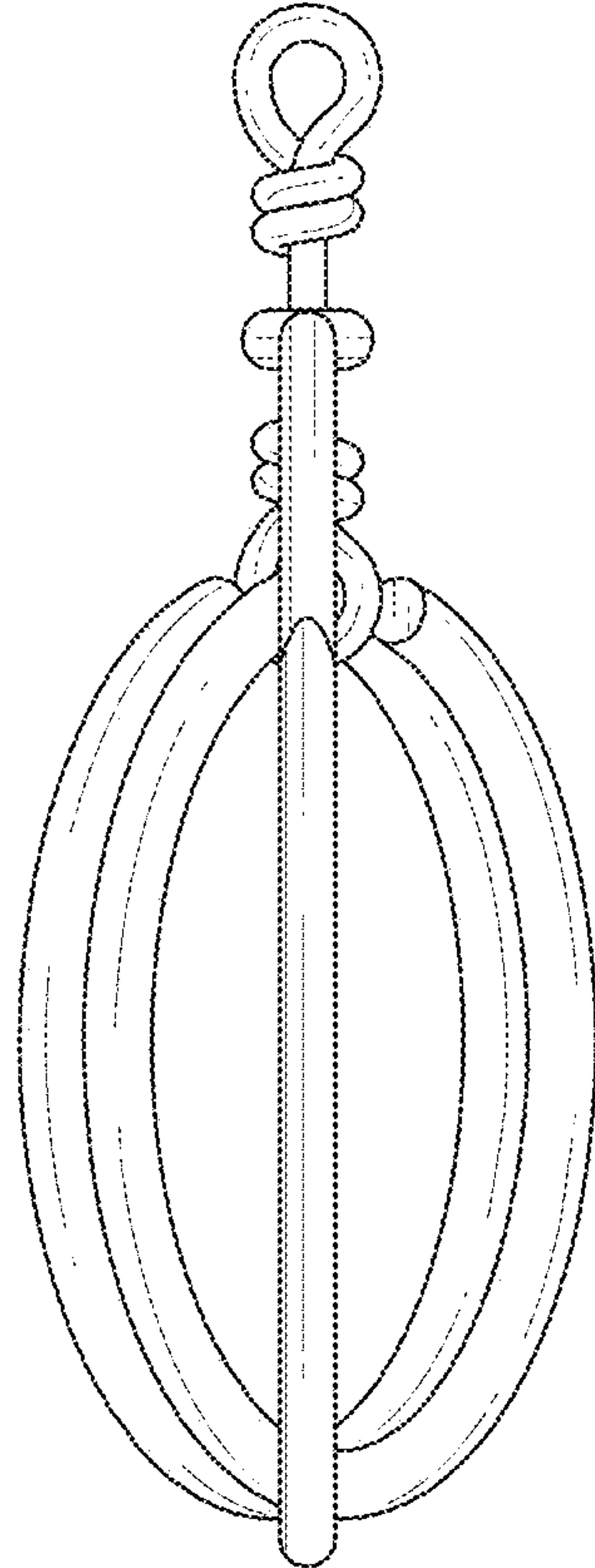


FIG. 5

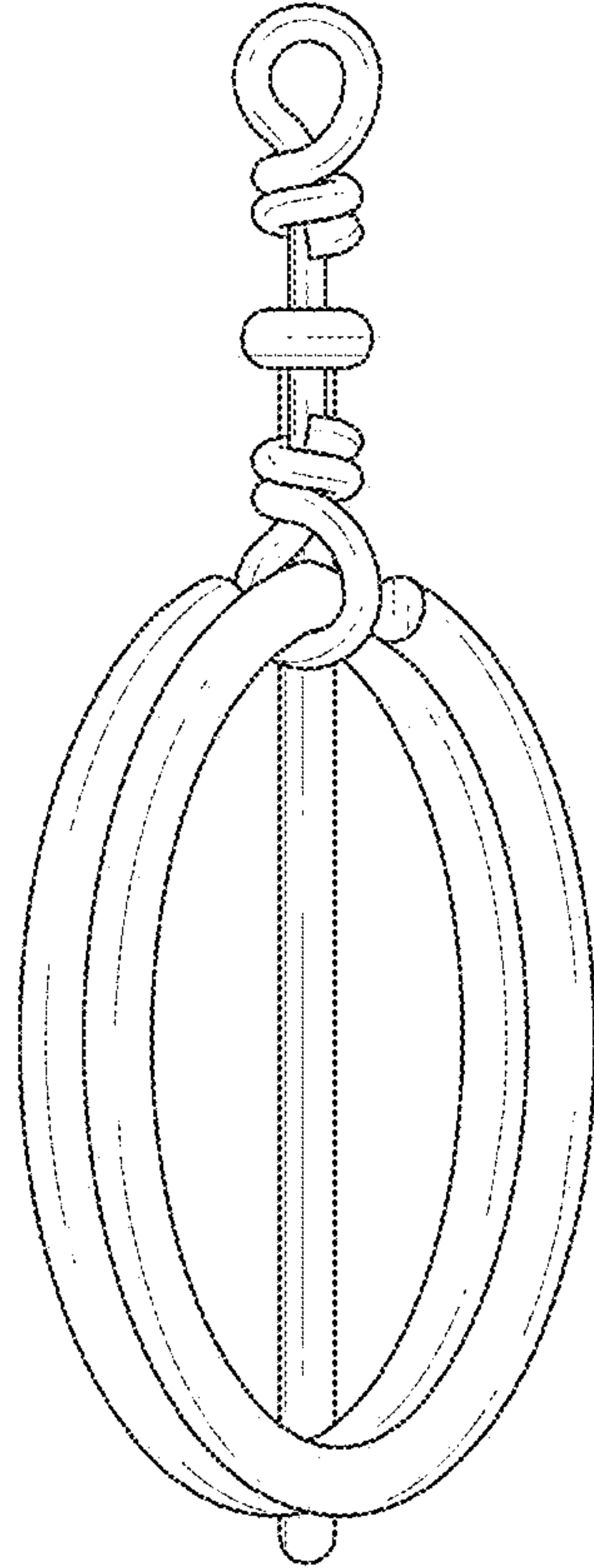


FIG. 6

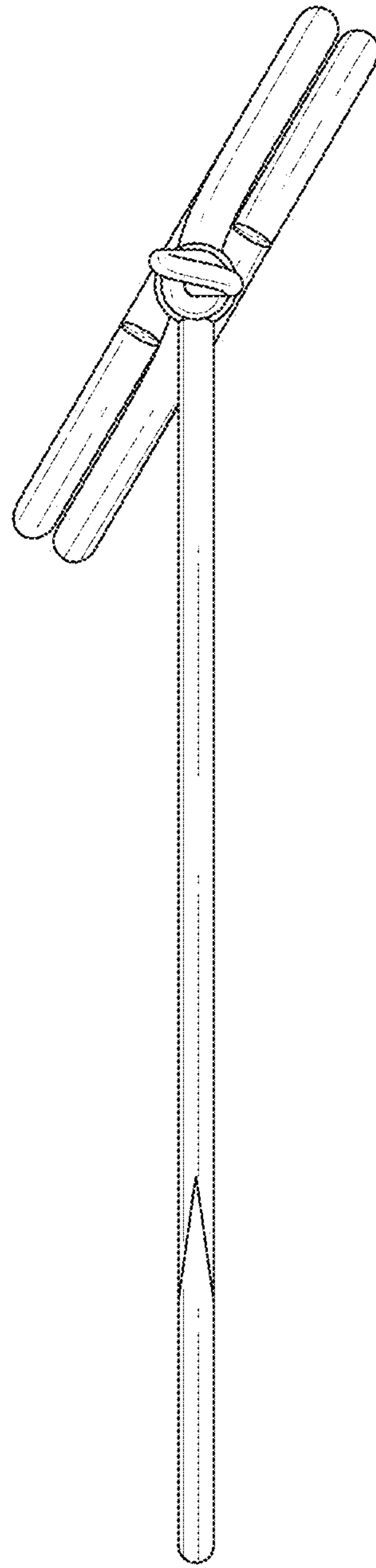


FIG. 7

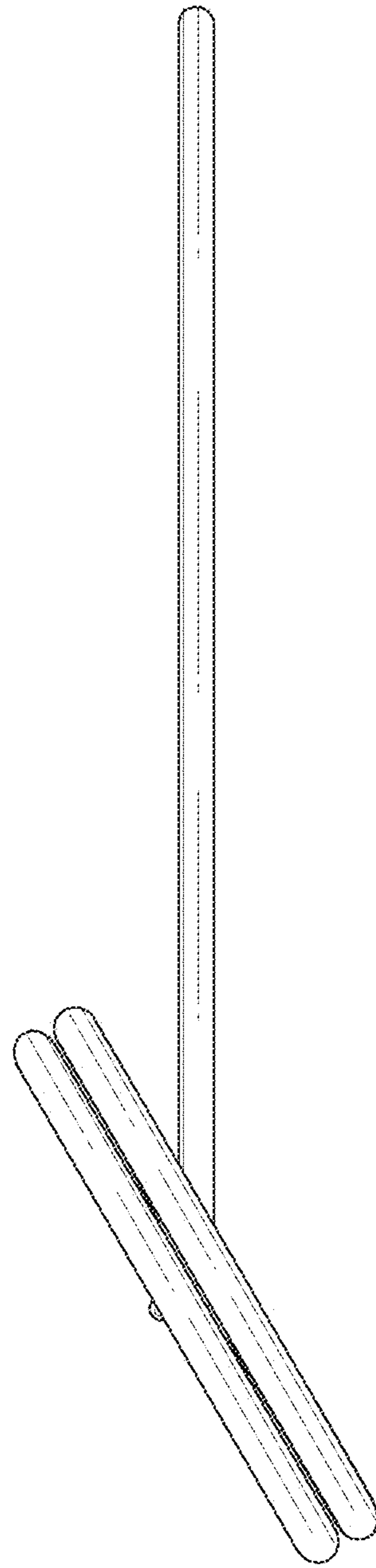


FIG. 8

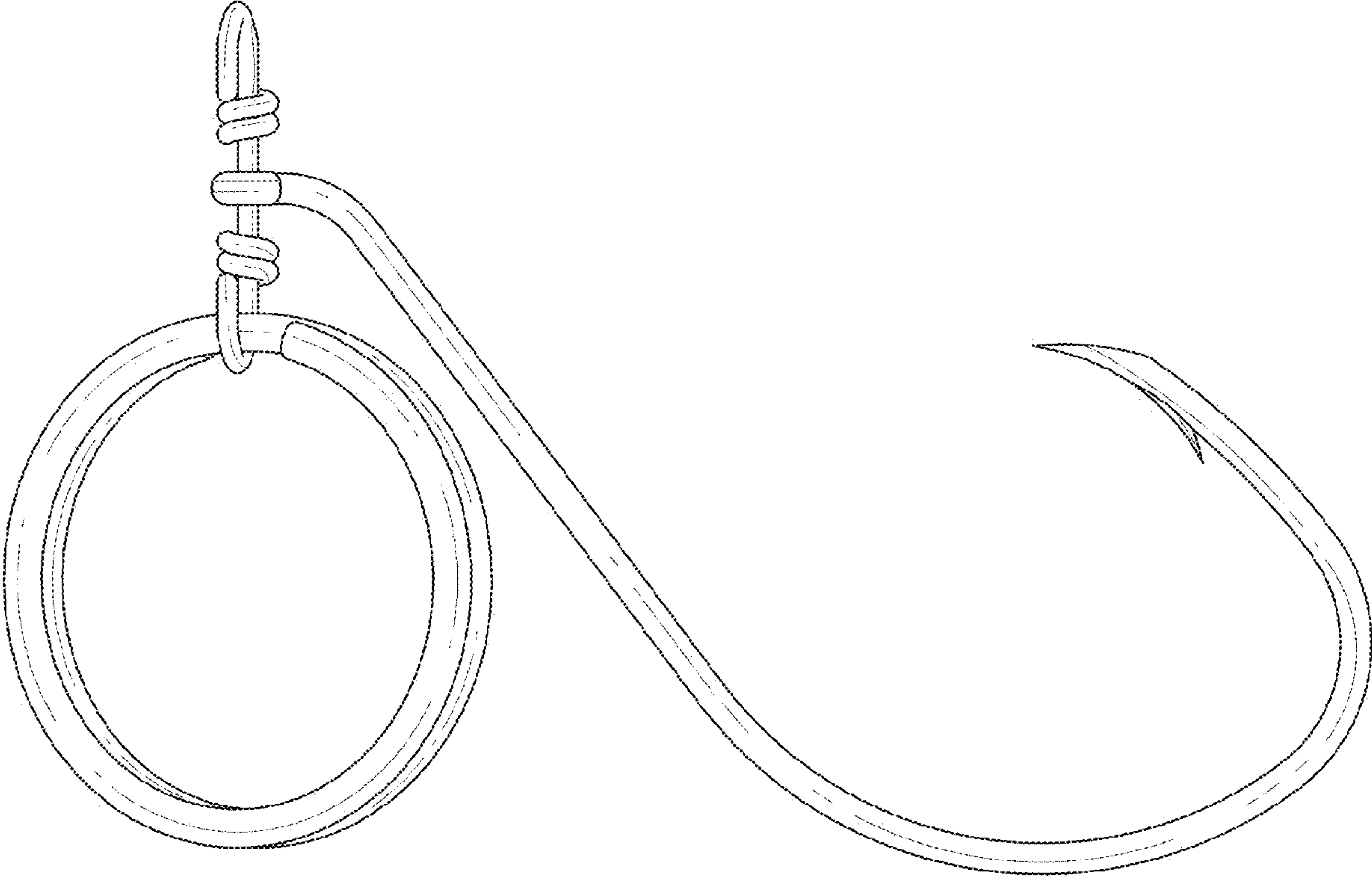


FIG. 9

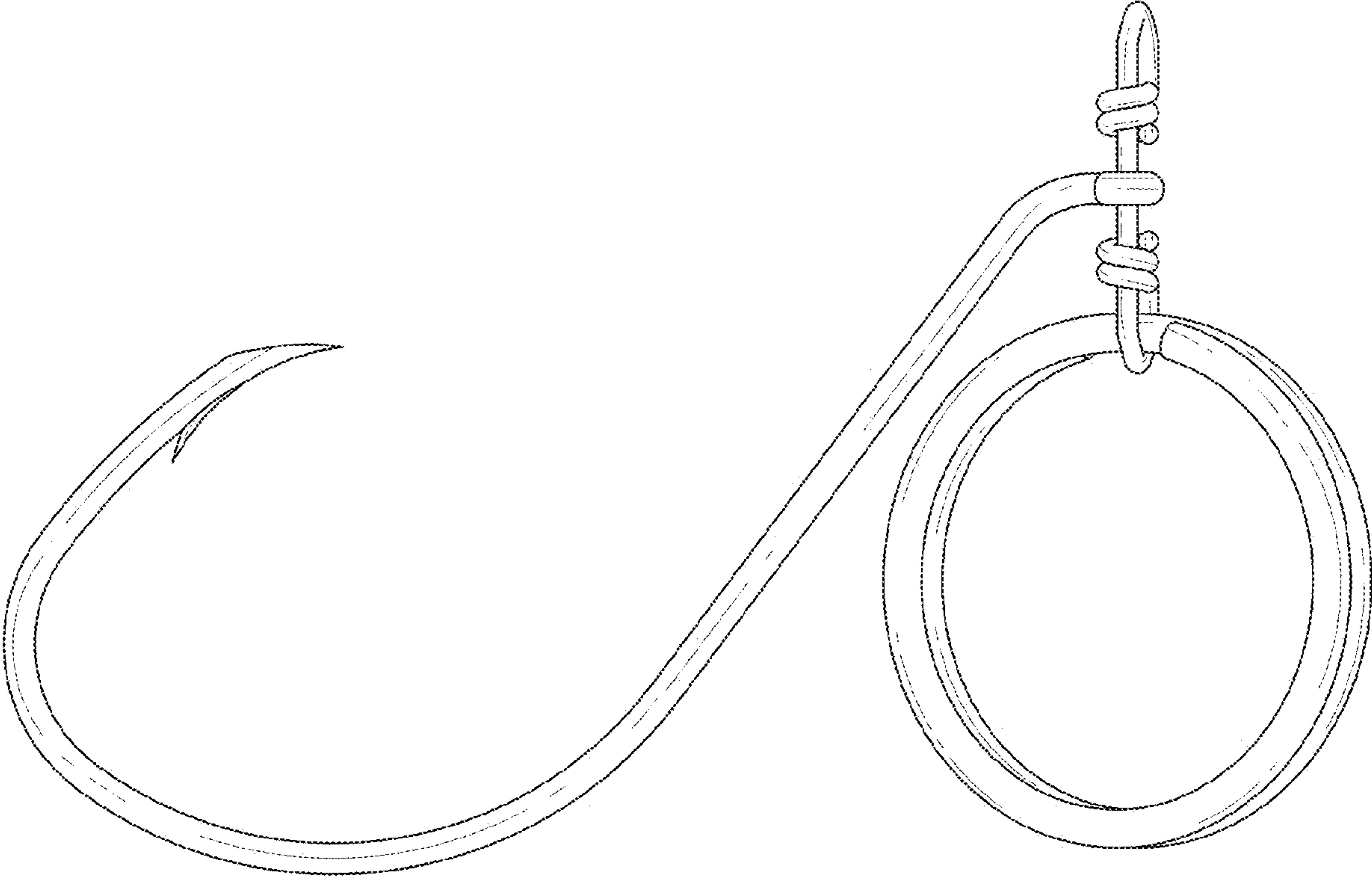


FIG. 10